

Uniclass
L4181/3:P4
Cl/SfB
(31.9) Xh



Hardware

may be the last thing fitted,

but it's where the eye falls,
the part we most frequently

touch and operate,
and the aspect by which

we judge overall quality.



The Ultimate in Window & Door Hardware

We have great respect for our customers, because they take enormous pride in what they do. It's the reason our team works hard every day to create the ultimate in window and door hardware, with a level of service to match.

Being the ultimate means never accepting "good enough" and always striving to do things better. We didn't accept that handles, hinges, letter plates and knockers had to come in different colours - we launched the industry's first set of perfectly matching hardware. We didn't accept that chrome products had to be less durable - we invented Hardex Electro finishes, which can withstand up to 1,000 hours of salt spray testing.

The result of this approach is hardware that looks exceptional, and never lets you down - we call it Form & Function. It's why our customers can be proud to fit Fab&Fix, and their customers can be proud to make us part of their homes and workplaces.



Labour of love

Products start life at our UK design studio in Coventry. With over 70 years of combined industrial design experience, our team creates beautiful products that also meet the highest standards of engineering quality, ease of installation, functionality and durability.

This labour of love has rewarded us with over 75 patents and registered designs and a host of industry awards. Whether a new stock line or bespoke commission for an individual customer, our design team applies the same standards of excellence.



Beyond the limits

At the same UK site, our dedicated research and testing laboratory puts all new designs through a rigorous process of endurance and functionality testing.

Only designs that meet our own discerning standards, often beyond those demanded by the industry, go through to production.



Built to last

Fab&Fix products are manufactured to requirements more frequently associated with cars and aeroplanes than door and window hardware.

Our dedicated factory in China works to internationally recognised quality standards. Every run of products is quality checked during production, before shipping and again on arrival at our UK distribution centre - that's why we confidently stamp every box with the Fab&Fix mark of quality.



Hardex Electro

Quality takes time

5 years in development, Hardex Electro finishes are among the most resilient and attractive in the world today.

Time is everything in our unique process, it takes over 24 hours to plate a single handle.

Meticulous preparation of the surface material is followed by a complex series of chemical baths, each submersion calculated to the second. Only then is the product ready for a Hardex Electro plate to be applied before curing in extreme temperatures.

It's a lot of effort, but we hope you'll agree it's worth it.



Hardex Electro* test results versus industry norms

TEST	HARDEX ELECTRO*	INDUSTRY NORM
Corrosion Resistance	1,000 hours	240 hours
UV Light Resistance	500 hours	120 hours
Abrasion Resistance	18 litres of sand	5 litres of sand
Smear Resistance	1,000 double rubs	100 double rubs
Sweat Resistance	4 passes	Zero passes
Acetone Rub	500 times	No data
Adhesion Cross Cut Check	1mm for 100 squares	No data
Pencil Hardness	4N - 5N	2N - 3N

*The tests were carried out on Hardex Gold finish

Customer Care

A black and white photograph of a shower head spraying water onto a rose against a dark background. The shower head is in the upper right, and the rose is in the lower left. The water spray is captured in motion, creating a dynamic pattern of droplets. The rose is in sharp focus, showing its petals and leaves. The background is dark, making the water and the rose stand out.

Here for you

We're dedicated to matching the quality of our products with the quality of our service. From discussing your initial requirements to handling orders and our commitment to next day delivery, you'll always find our team knowledgeable, friendly and professional.

It doesn't stop there, we are industry leaders in after sales care. From technical support and training to marketing support packages, we do whatever it takes to help give our customers the competitive edge.

Key to Icons

These icons will help you to select the most appropriate hardware for your needs. They clearly highlight key features and the industry standards our products meet or exceed.



This product is covered by our 10 year mechanical guarantee.*



This product has passed the independent PAS23 British Standard for weather resistance as one component of a complete door set.



This product has successfully completed 50,000 cycles replicating everyday use without deterioration or failure.



This product has passed the independent PAS24 British Standard for security as one component of a complete door set.



This product has successfully completed 100,000 cycles replicating everyday use without deterioration or failure.



This product is accredited by Secured By Design and meets a Police preferred specification.



This product has successfully completed 200,000 cycles replicating everyday use without deterioration or failure.



This product has been tested and approved by the British Board of Agrément to meet construction industry standards.



The finish on this product has passed 480 hours of salt spray testing.



This product has been awarded the Gold Standard of security classification by the Master Locksmiths Association's Sold Secure scheme.



The finish on this product has passed 1,000 hours of salt spray testing.



This product has features that make it suitable for fire safety applications.



This product has features that provide additional benefits for the disabled or elderly.



This product has features that enable it to be used for egress applications.

* Subject to terms and conditions which are available on request.



Form Function

The Perfectly Matching Home

When creating a beautiful and stylish home, details are everything. A front door with matching hardware creates a great first impression.

With Fab&Fix it doesn't have to stop at the front door. Our ever growing set of interior fittings perfectly match with the rest of our range – not just in colour, but in form as well.

With three Series of products to choose from, every homeowner can find the details that will complete their home, whatever their personal style or budget.

Hardware may be the last thing fitted, but it's where the eye falls, the part we most frequently touch and operate, and the aspect by which we judge overall quality.



Form Function

The Perfectly Matching Home

When creating a beautiful and stylish home, details are everything. A front door with matching hardware creates a great first impression.

With Fab&Fix it doesn't have to stop at the front door. Our ever growing set of interior fittings perfectly match with the rest of our range – not just in colour, but in form as well.

With three Series of products to choose from, every homeowner can find the details that will complete their home, whatever their personal style or budget.

Hardware may be the last thing fitted, but it's where the eye falls, the part we most frequently touch and operate, and the aspect by which we judge overall quality.

Series Guide

The P Series

Window Handles	Door Handles	Hinges	Letterplates	Door & Window Accessories
Aficionado	Ashford Alton Aydon	Anchorage Haven Harbour	Nu Mail Edge Nu Mail Nu Mail Fire	Nu Victorian Urn Horsetail Knocker Contemporary Knocker Letters A - F Numbers 0 - 9 Drip Bar

The E Series

Window Handles	Door Handles	Hinges	Letterplates	Door & Window Accessories
Connoisseur Sensei Guru Craftsman Virtuoso	Balmoral Windsor Kensington Blenheim Versailles Heidelberg Pembroke Cherwell Isis Farnham Universal	Anchorage Haven Harbour	Nu Mail Edge Nu Mail Nu Mail Fire	Nu Victorian Urn Nu Lion's Head Horsetail Knocker Contemporary Knocker Letters A - F Numbers 0 - 9 Drip Bar VS Hardware

The S Series

Door Handles	Letterplates	Door & Window Accessories
Stamford Stirling Stainless Steel Bar Handles	Nu Mail Ingot	Ingot Knocker Letters A - F Numbers 0 - 9

Product Reference

[illegible]

Handle Compatibility

Door Lock / Model	PZ	P Series			E Series						S Series		
		Ashford	Alton	Aydon	Balmoral	Windsor	Kensington	Blenheim	Versailles	Farnham	Universal	Stamford	Stirling
Fab&Fix Horizon 1100	92mm	●				●						●	●
Fab&Fix Horizon 1500	92mm	●				●						●	●
Fab&Fix Horizon 2035/2045	92mm	●				●						●	●
Fab&Fix Horizon 1100w	92mm	●	●			●	●						●
Fab&Fix Horizon 1600	92mm	●				●						●	●
Avocet	92mm	●				●						●	●
ERA	92mm	●	●	●		●	●		●			●	●
Excalibur (Kenrick) Sprung	92mm		●				●					●	●
Excalibur (Kenrick) Unsprung	92mm	●				●						●	●
Fullex Crimebeater	92mm	●	●			●	●					●	●
Ferco 2 Roller/Latch Only 70PZ	70mm									●			
Fuhr Multisafe	92mm	●	●			●	●					●	●
Fullex SL16 Multibolt											●		
GU Advantage, Rhino	92mm	●	●			●	●					●	●
KFV AS4050, AS4350, AS4900	92mm		●				●					●	●
Maco Inline Split Spindle	92mm	●	●			●	●					●	●
Mila Master Sprung	92mm		●				●					●	●
Mila Master Unsprung	92mm	●				●						●	●
Mila Multipoint	92mm	●				●						●	●
Millenco 3 Hook 2 Roller	92mm	●				●						●	●
Paddock Lockmaster Sprung	92mm		●				●					●	●
Paddock Lockmaster Unsprung	92mm	●				●						●	●
Roto Standard	92mm	●	●			●	●					●	●
Safeware	92mm	●	●			●	●					●	●
Saracen	92mm		●				●	●				●	●
Winkhaus Inline Split Spindle	92mm	●	●			●	●	●				●	●
Yale G2000	92mm	●		●		●			●			●	●
Yale G712	92mm								●			●	

For other door lock models please contact us to check door handle compatibility.

The P Series

The perfect balance of

Price & Performance

- Die cast aluminium construction
- More than 70 products
- Every product available in 4 perfectly matching finishes



The P Series

Aficionado Inline Locking



Features & Benefits


- **Die cast aluminium lever**
The perfect balance of price and performance
- **Solid zinc baseplate**
Stability and security
- **Heavy duty sprung latching block**
Positive click on closing
- **Long handle with 50mm window clearance**
Greater leverage and easy to operate without catching a hand on the window
- **Classic design with a contemporary twist**
Create an elegant and stylish window
- **Patented cover caps with colour coordinated finish**
Perfectly matching components, even down to the smallest details



White



Black



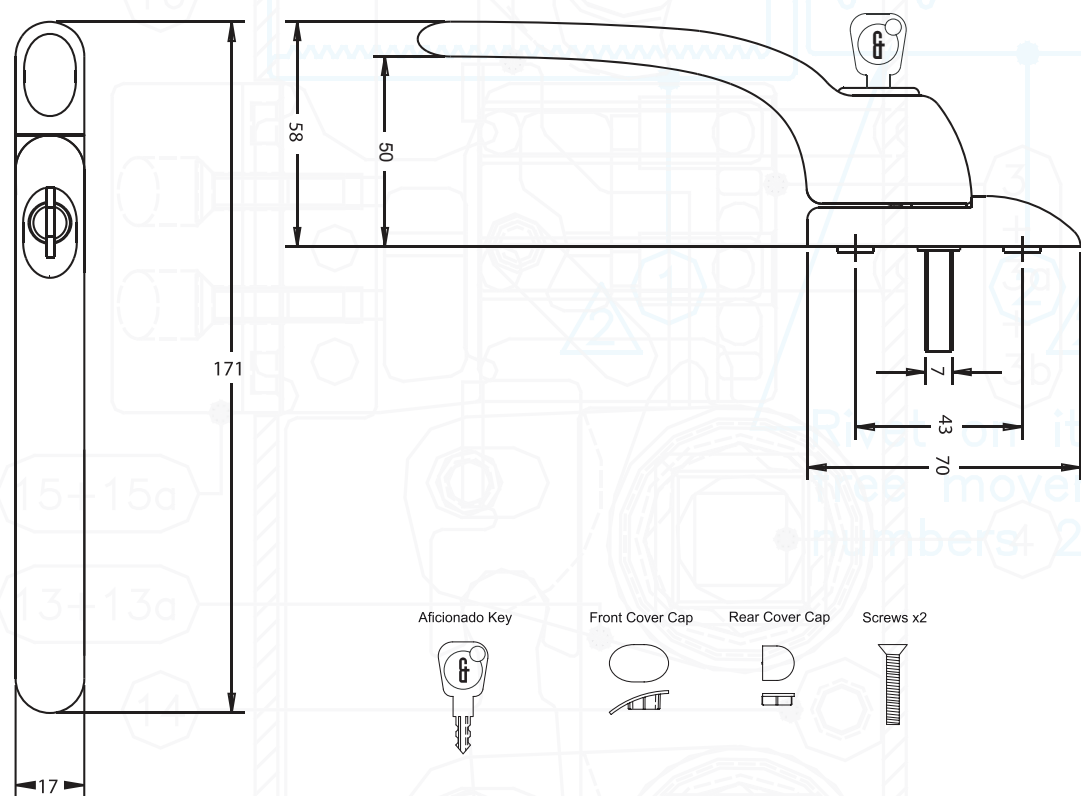
Silver



Gold

Fab&Fix

Aficionado Inline Locking



All dimensions are shown in millimetres

Additional Benefits

- **Key clicks into place when inserted**
Won't fall out of the lock, even when pivoting the lever
- **Slotted spindle (40mm version only)**
Allows cropping to 5mm increments

Technical Specification

Designed for PVC-U and Timber windows
Certified to BS 7950: 1997
All finishes salt spray tested to 480 hours
(BS EN 1670: Class 5)
Tested to 50,000 cycles

Product Codes

Aficionado Inline Locking

Spindle	White	Black	Silver	Gold
10mm	0A020	0A021	0A022	0A023
15mm	0A040	0A041	0A042	0A043
20mm	0A060	0A061	0A062	0A063
25mm	0A080	0A081	0A082	0A083
30mm	0A100	0A101	0A102	0A103
35mm	0A120	0A121	0A122	0A123
40mm	0A140	0A141	0A142	0A143

The P Series

Aficionado Inline Non-Locking



Features & Benefits


- Die cast aluminium lever
The perfect balance of price and performance
- Solid zinc baseplate
Stability and security
- Heavy duty sprung latching block
Positive click on closing
- Long handle with 50mm window clearance
Greater leverage and easy to operate without catching a hand on the window
- Classic design with a contemporary twist
Create an elegant and stylish window



White



Black



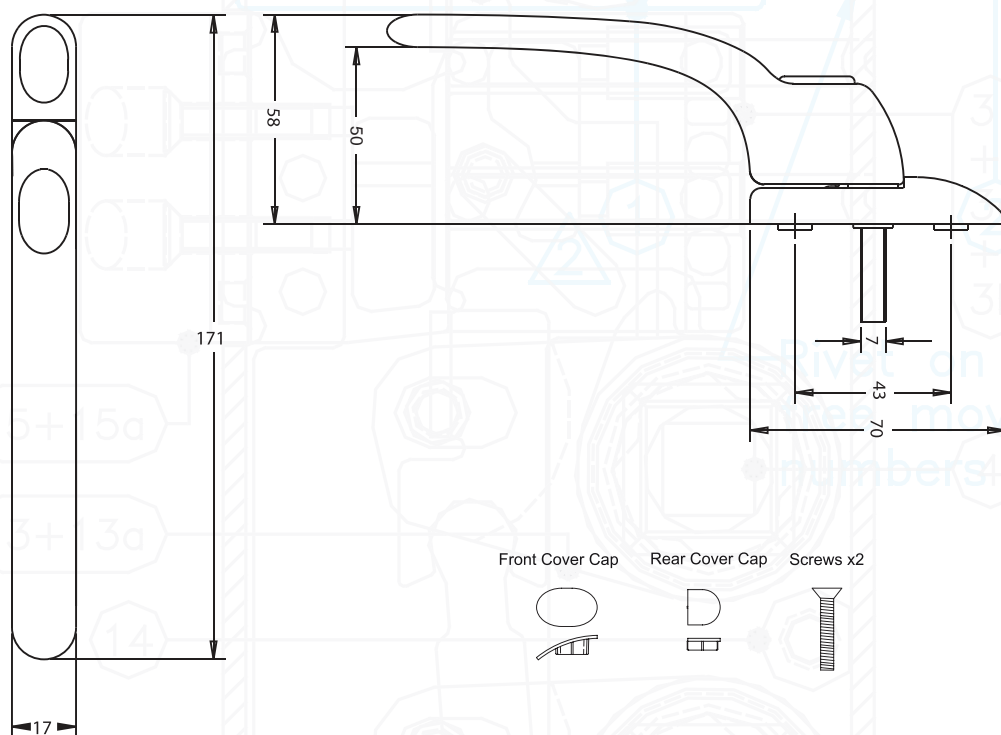
Silver



Gold

Fab&Fix

Aficionado Inline Non-Locking



All dimensions are shown in millimetres

Additional Benefits

- **Dedicated non-locking handle**
Conforms to building regulations for non-locking windows
- **Slotted spindle (40mm version only)**
Allows cropping to 5mm increments
- **Patented cover caps with colour coordinated finish**
Perfectly matching components, even down to the smallest details

Technical Specification

Designed for PVC-U and Timber windows

Certified to BS 7950: 1997

All finishes salt spray tested to 480 hours
(BS EN 1670: Class 5)

Tested to 50,000 cycles

Product Codes

Aficionado Inline Non-Locking

Spindle	White	Black	Silver	Gold
30mm	0A360	0A361	0A362	0A363
40mm	0A380	0A381	0A382	0A383

Aficionado Offset Locking



Features & Benefits


- Die cast aluminium lever
The perfect balance of price and performance
- Solid zinc baseplate
Stability and security
- Heavy duty sprung latching block
Positive click on closing
- Long handle with 50mm window clearance
Greater leverage and easy to operate without catching a hand on the window
- Classic design with a contemporary twist
Create an elegant and stylish window
- Patented cover caps with colour coordinated finish
Perfectly matching components, even down to the smallest details



White



Black



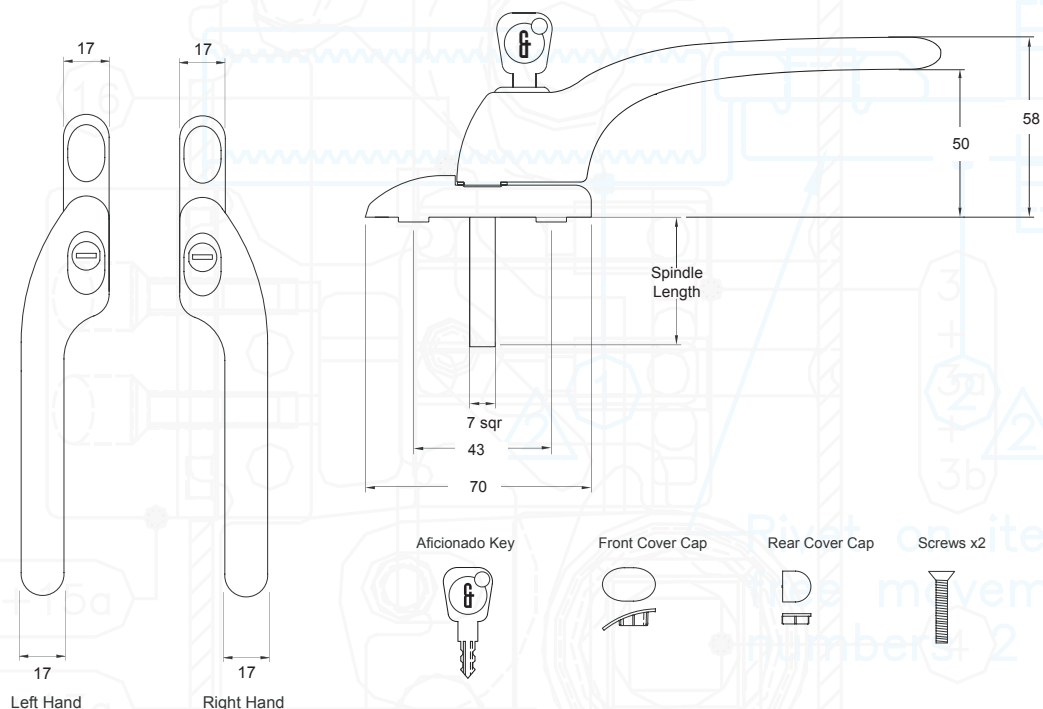
Silver



Gold

Fab&Fix

Aficionado Offset Locking



All dimensions are shown in millimetres

Additional Benefits

- **Key clicks into place when inserted**
Won't fall out of the lock, even when pivoting the lever
- **Slotted spindle (40mm version only)**
Allows cropping to 5mm increments

Technical Specification

Designed for PVC-U and Timber windows

Certified to BS 7950: 1997

All finishes salt spray tested to 480 hours
(BS EN 1670: Class 5)

Tested to 50,000 cycles

Product Codes

Aficionado Offset Locking Right Handed

Spindle	White	Black	Silver	Gold
10mm	0B020	0B021	0B022	0B023
15mm	0B040	0B041	0B042	0B043
20mm	0B060	0B061	0B062	0B063
25mm	0B080	0B081	0B082	0B083
30mm	0B100	0B101	0B102	0B103
35mm	0B120	0B121	0B122	0B123
40mm	0B140	0B141	0B142	0B143

Aficionado Offset Locking Left Handed

Spindle	White	Black	Silver	Gold
10mm	0B320	0B321	0B322	0B323
15mm	0B340	0B341	0B342	0B343
20mm	0B360	0B361	0B362	0B363
25mm	0B380	0B381	0B382	0B383
30mm	0B400	0B401	0B402	0B403
35mm	0B420	0B421	0B422	0B423
40mm	0B440	0B441	0B442	0B443

Aficionado Offset Non-Locking



Features & Benefits


- **Die cast aluminium lever**
The perfect balance of price and performance
- **Solid zinc baseplate**
Stability and security
- **Heavy duty sprung latching block**
Positive click on closing
- **Long handle with 50mm window clearance**
Greater leverage and easy to operate without catching a hand on the window
- **Classic design with a contemporary twist**
Create an elegant and stylish window
- **Patented cover caps with colour coordinated finish**
Perfectly matching components, even down to the smallest details



White



Black



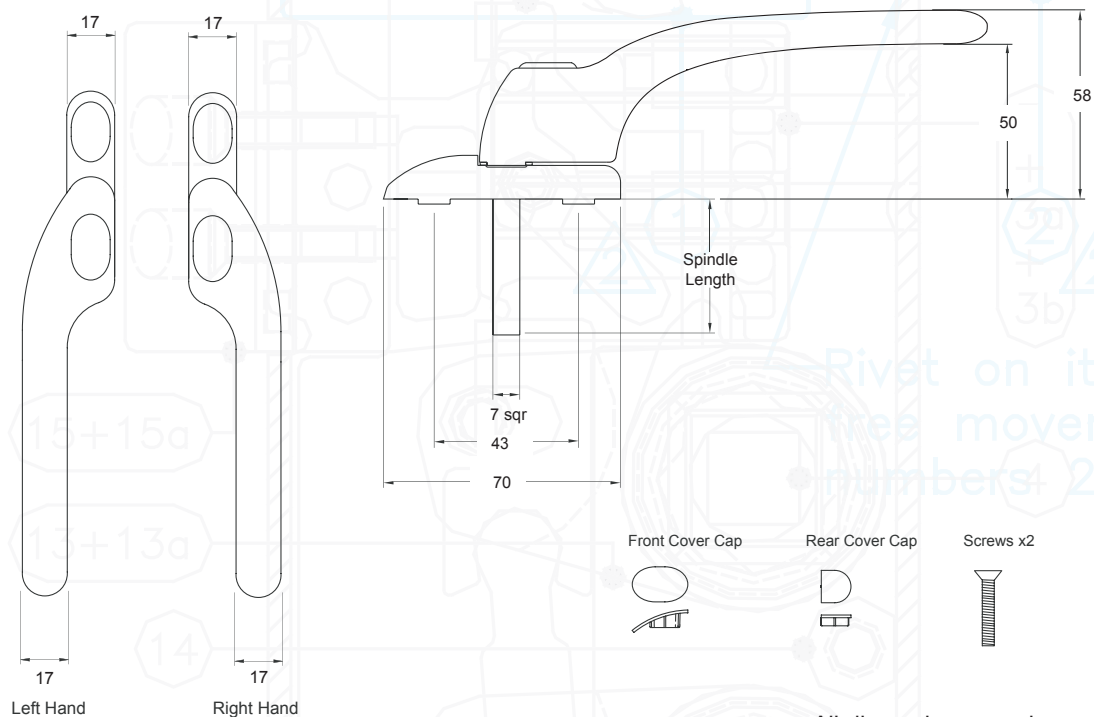
Silver



Gold

Fab&Fix

Aficionado Offset Non-Locking



All dimensions are shown in millimetres

Additional Benefits

- **Dedicated non-locking handle**
Conforms to building regulations for non-locking windows
- **Slotted spindle (40mm version only)**
Allows cropping to 5mm increments

Technical Specification

Designed for PVC-U and Timber windows

Certified to BS 7950: 1997

All finishes salt spray tested to 480 hours
(BS EN 1670: Class 5)

Tested to 50,000 cycles

Product Codes

Aficionado Offset Non-Locking Right Handed

Spindle	White	Black	Silver	Gold
30mm	0B660	0B661	0B662	0B663
40mm	0B680	0B681	0B682	0B683

Aficionado Offset Non-Locking Left Handed

Spindle	White	Black	Silver	Gold
30mm	0B810	0B811	0B812	0B813
40mm	0B830	0B831	0B832	0B833

Ashford Inline Lever



External Lever

Features & Benefits

- Solid die cast aluminium construction with weight balanced spring cassette
The perfect balance between price and performance
- Sculpted ergonomic lever and low friction nylon bush
Easy to grip and smooth action
- Wide backplate
To suit cylinder guards and accommodate larger cylinder preparation
- Supplied with screw and spindle pack to suit 60-70mm profiles
Everything needed for installation included
- Colour coordinated screw heads
Perfectly matching hardware, even down to the smallest details




Internal Lever



White



Black



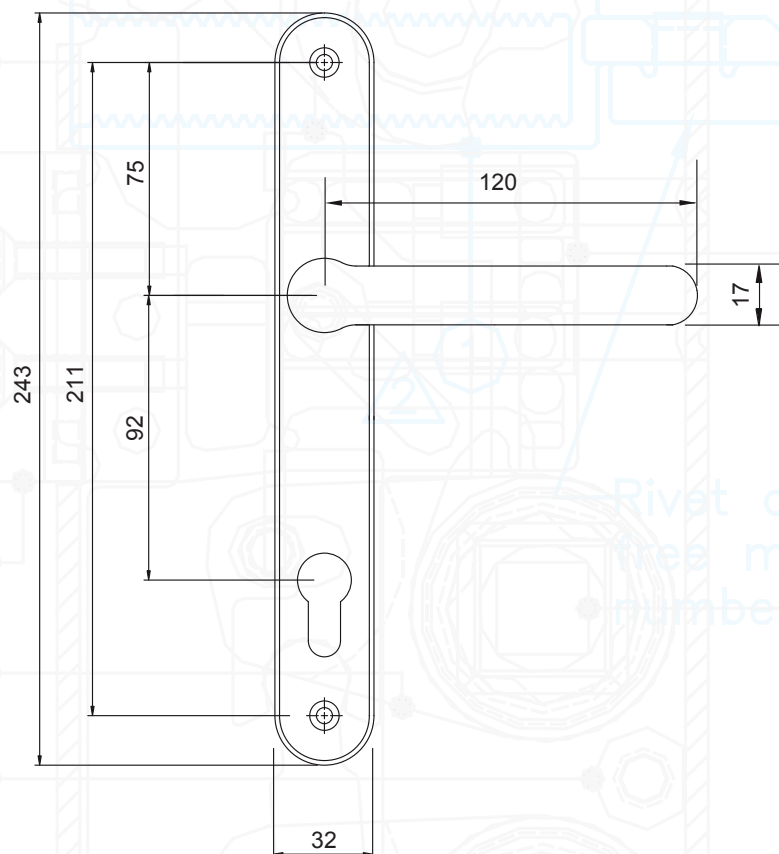
Silver



Gold

Fab&Fix

Ashford Inline Lever



All dimensions are shown in millimetres

Additional Benefits

- **Baseplate in common with all Ashford handles**
Same routing detail regardless of product variant chosen
- **Supplied fully assembled**
Simple and quick installation, no need to fit springs or lever
- **Silicon Site-Protectors available**
Ensures perfect condition after installation
- **Each part packaged in a separate chamber, but supplied as a set**
No scratching of parts during transit

Technical Specification

Designed for PVC-U and Composite doors

All finishes salt spray tested to 480 hours
(BS EN 1670: Class 5)

Tested to 200,000 cycles

92mm PZ

Includes screw and spindle pack suitable for 60mm - 70mm profiles (1 x 8mm x 120mm spindle, 2 x M5 x 70mm colour coordinated machine screws, 2 x M5 x 80mm colour coordinated machine screws)

Product Codes

Ashford Inline Lever

White	Black	Silver	Gold
1A000	1A001	1A002	1A003

Ashford Offset Lever Lever



External Lever



Internal Lever

Features & Benefits


- Solid die cast aluminium construction with weight balanced spring cassette
The perfect balance between price and performance
- Sculpted ergonomic lever and low friction nylon bush
Easy to grip and smooth action
- Wide backplate
To suit cylinder guards and accommodate larger cylinder preparation
- Supplied with screw and spindle pack to suit 60-70mm profiles
Everything needed for installation included
- Colour coordinated screw heads
Perfectly matching hardware, even down to the smallest details



White



Black



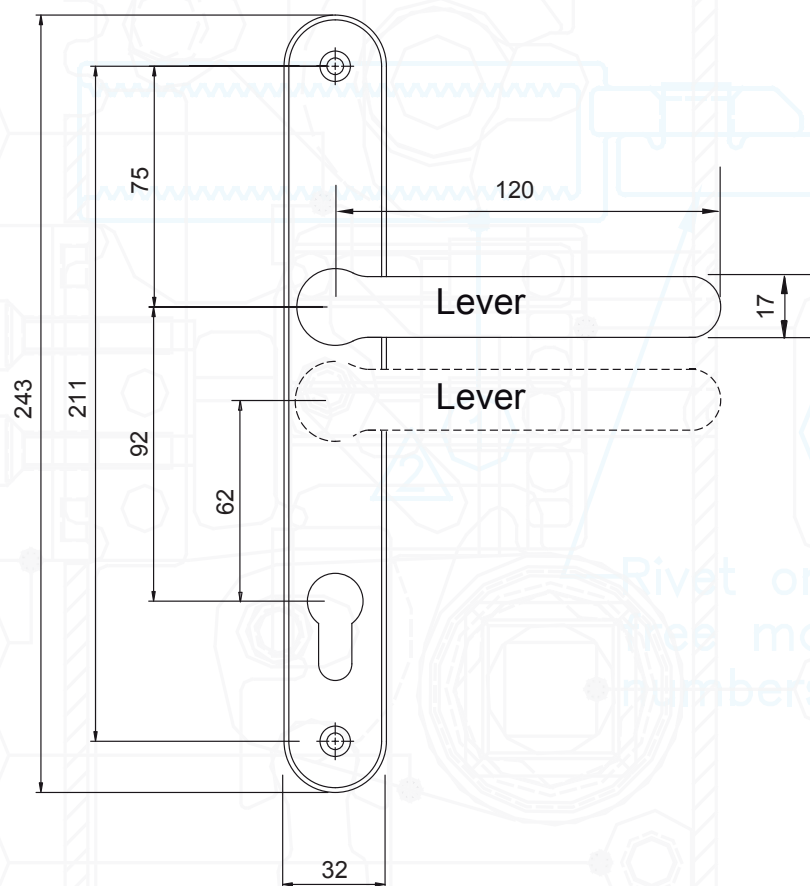
Silver



Gold

Fab&Fix

Ashford Offset Lever Lever



All dimensions are shown in millimetres

Additional Benefits

- **Baseplate in common with all Ashford handles**
Same routing detail regardless of product variant chosen
- **Supplied fully assembled**
Simple and quick installation, no need to fit springs or lever
- **Silicon Site-Protectors available**
Ensures perfect condition after installation
- **Each part packaged in a separate chamber, but supplied as a set**
No scratching of parts during transit

Technical Specification

Designed for PVC-U and Composite doors

All finishes salt spray tested to 480 hours
(BS EN 1670: Class 5)

Tested to 200,000 cycles

92mm / 62mm PZ

Includes screw and spindle pack suitable for 60mm - 70mm profiles (2 x 8mm x 90mm spindles, 2 x M5 x 70mm colour coordinated machine screws, 2 x M5 x 80mm colour coordinated machine screws)

Product Codes

Ashford Offset Lever Lever

White	Black	Silver	Gold
1A050	1A051	1A052	1A053

Ashford Inline Lever Pad



External Pad

Features & Benefits

- Solid die cast aluminium construction with weight balanced spring cassette
The perfect balance between price and performance
- Sculpted ergonomic lever and low friction nylon bush
Easy to grip and smooth action
- Wide backplate
To suit cylinder guards and accommodate larger cylinder preparation
- Supplied with screws to suit 60-70mm profiles
Fixings needed for installation included
- Colour coordinated screw heads
Perfectly matching hardware, even down to the smallest details




Internal Lever



White



Black



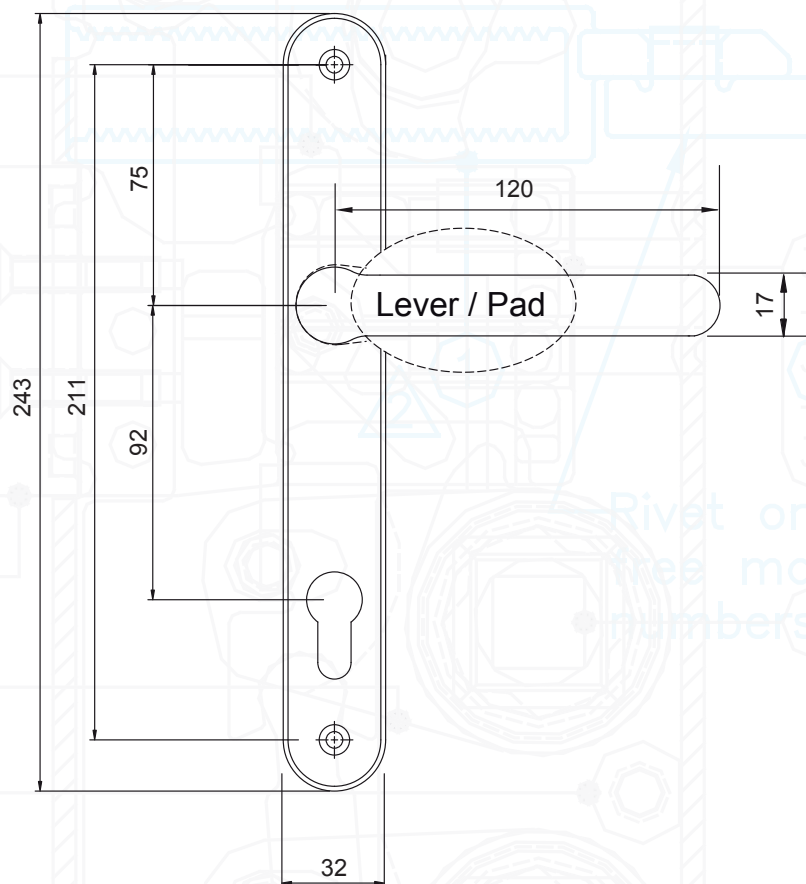
Silver



Gold

Fab&Fix

Ashford Inline Lever Pad



All dimensions are shown in millimetres

Additional Benefits

- **Baseplate in common with all Ashford handles**
Same routing detail regardless of product variant chosen
- **Supplied fully assembled**
Simple and quick installation, no need to fit springs or lever
- **Silicon Site-Protectors available**
Ensures perfect condition after installation
- **Each part packaged in a separate chamber, but supplied as a set**
No scratching of parts during transit

Technical Specification

Designed for PVC-U and Composite doors

All finishes salt spray tested to 480 hours
(BS EN 1670: Class 5)

Tested to 200,000 cycles

92mm PZ

Includes screw pack suitable for 60mm - 70mm profiles
(2 x M5 x 70mm colour coordinated machine screws, 2 x M5 x 80mm colour coordinated machine screws)

Please contact your lock manufacturer to obtain a split-spindle that works with this handle set

Product Codes

Ashford Inline Lever Pad

White	Black	Silver	Gold
1A100	1A101	1A102	1A103

Ashford Offset Lever Pad



External Pad

Features & Benefits

- Solid die cast aluminium construction with weight balanced spring cassette
The perfect balance between price and performance
- Sculpted ergonomic lever and low friction nylon bush
Easy to grip and smooth action
- Wide backplate
To suit cylinder guards and accommodate larger cylinder preparation
- Supplied with screw and spindle pack to suit 60-70mm profiles
Everything needed for installation included
- Colour coordinated screw heads
Perfectly matching hardware, even down to the smallest details




Internal Lever



White



Black



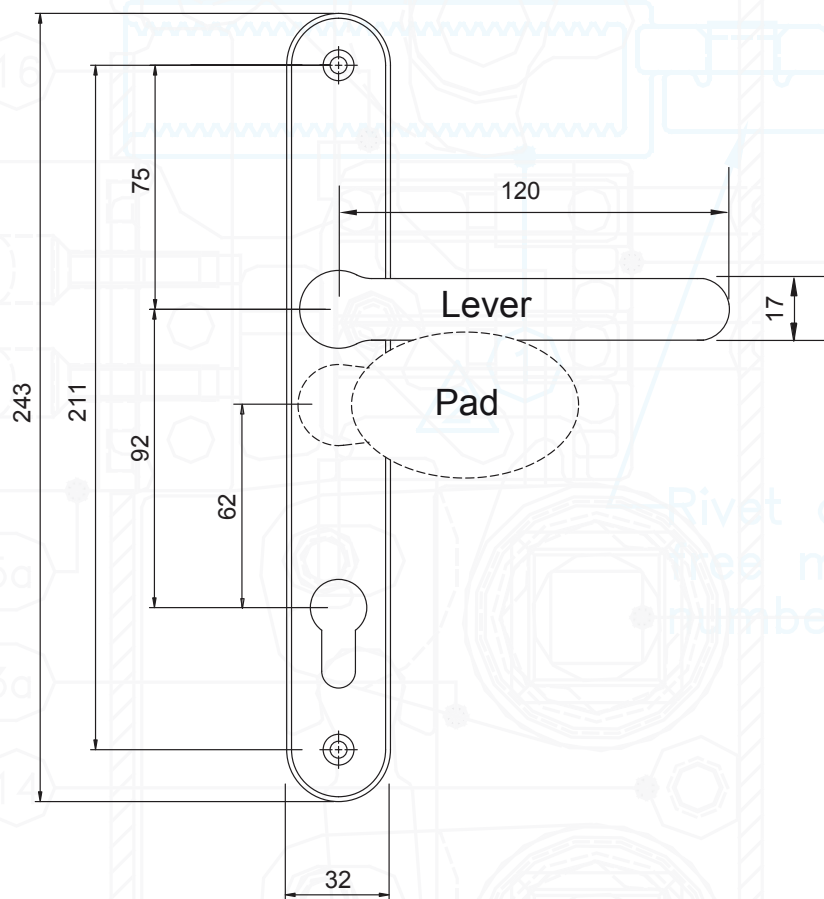
Silver



Gold

Fab&Fix

Ashford Offset Lever Pad



All dimensions are shown in millimetres

Additional Benefits

- **Baseplate in common with all Ashford handles**
Same routing detail regardless of product variant chosen
- **Supplied fully assembled**
Simple and quick installation, no need to fit springs or lever
- **Silicon Site-Protectors available**
Ensures perfect condition after installation
- **Each part packaged in a separate chamber, but supplied as a set**
No scratching of parts during transit

Technical Specification

Designed for PVC-U and Composite doors

All finishes salt spray tested to 480 hours
(BS EN 1670: Class 5)

Tested to 200,000 cycles

92mm/ 62mm PZ

Includes screw and spindle pack suitable for 60mm - 70mm profiles (2 x 8mm x 90mm spindle, 2 x M5 x 70mm colour coordinated machine screws, 2 x M5 x 80mm colour coordinated machine screws)

Product Codes

Ashford Offset Lever Pad

White	Black	Silver	Gold
1A150	1A151	1A152	1A153

Ashford Offset Snib Lever Pad



External Pad

Features & Benefits

- Solid die cast aluminium construction with weight balanced spring cassette
The perfect balance between price and performance
- Sculpted ergonomic lever and low friction nylon bush
Easy to grip and smooth action
- Wide backplate
To suit cylinder guards and accommodate larger cylinder preparation
- Supplied with screw and spindle pack to suit 60-70mm profiles
Everything needed for installation included
- Colour coordinated screw heads
Perfectly matching hardware, even down to the smallest details




Internal Lever



White



Black



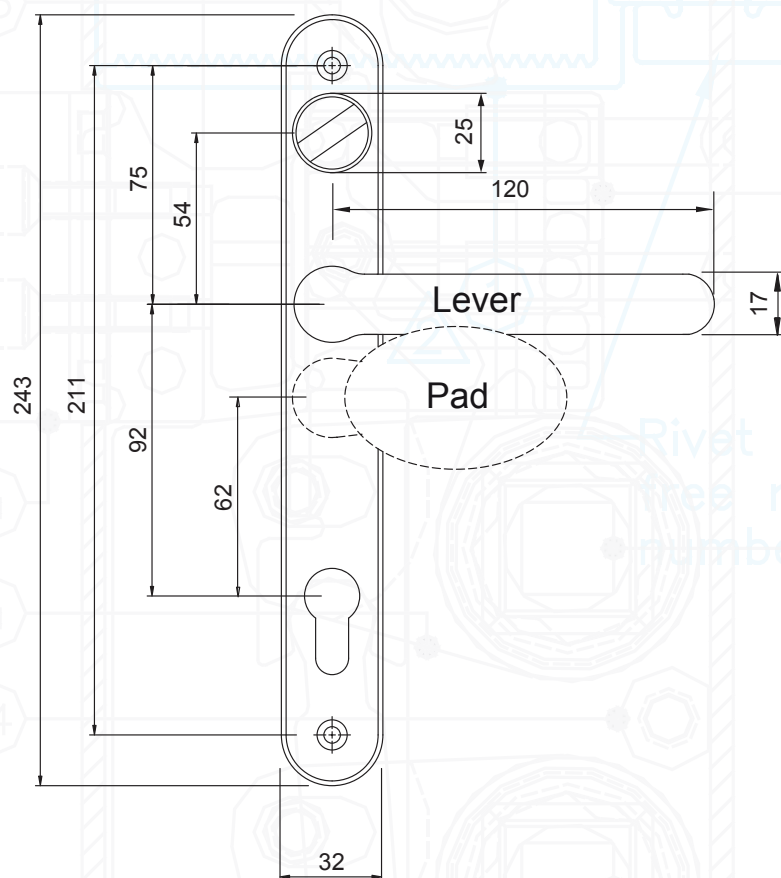
Silver



Gold

Fab&Fix

Ashford Offset Snib Lever Pad



All dimensions are shown in millimetres

Additional Benefits

- **Supplied fully assembled**
Simple and quick installation, no need to fit springs or lever
- **Silicon Site-Protectors available**
Ensures perfect condition after installation
- **Each part packaged in a separate chamber, but supplied as a set**
No scratching of parts during transit

Technical Specification

Designed for PVC-U and Composite doors

All finishes salt spray tested to 480 hours
(BS EN 1670: Class 5)

Tested to 200,000 cycles

92mm / 62mm PZ

Includes screw and spindle pack suitable for 60mm - 70mm profiles (2 x 8mm x 90mm spindle, 2 x M5 x 70mm colour coordinated machine screws, 2 x M5 x 80mm colour coordinated machine screws)

Product Codes

Ashford Offset Snib Lever Pad

White	Black	Silver	Gold
1A200	1A201	1A202	1A203

Ashford Offset Snib Lever Lever



External Lever

Features & Benefits

- Solid die cast aluminium construction with weight balanced spring cassette
The perfect balance between price and performance
- Sculpted ergonomic lever and low friction nylon bush
Easy to grip and smooth action
- Wide backplate
To suit cylinder guards and accommodate larger cylinder preparation
- Supplied with screw and spindle pack to suit 60-70mm profiles
Everything needed for installation included
- Colour coordinated screw heads
Perfectly matching hardware, even down to the smallest details




Internal Lever



White



Black



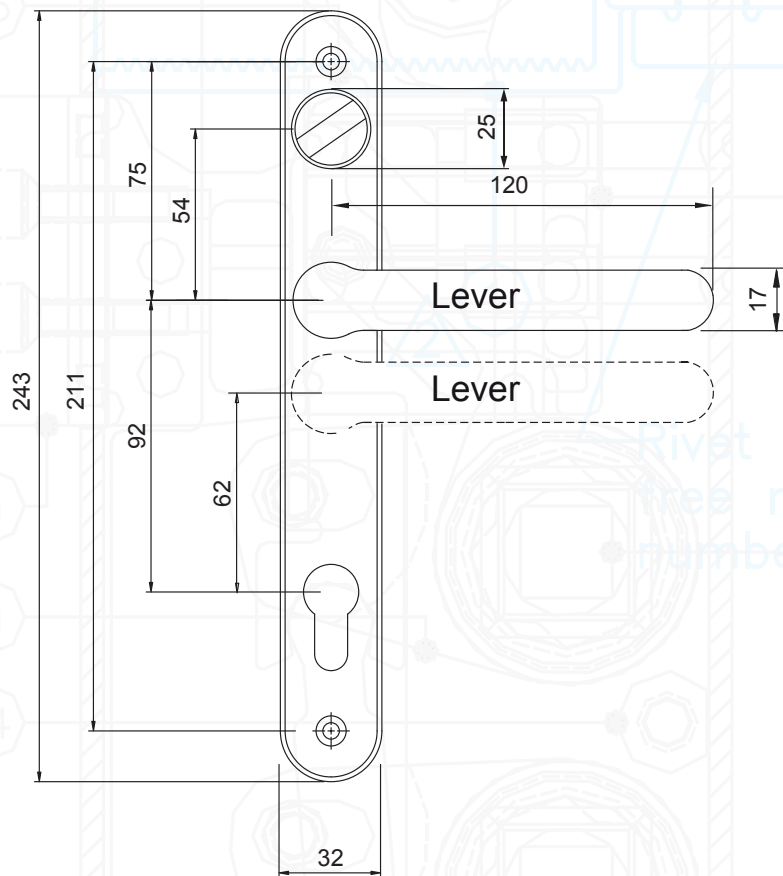
Silver



Gold

Fab&Fix

Ashford Offset Snib Lever Lever



All dimensions are shown in millimetres

Additional Benefits

- **Supplied fully assembled**
Simple and quick installation, no need to fit springs or lever
- **Silicon Site-Protectors available**
Ensures perfect condition after installation
- **Each part packaged in a separate chamber, but supplied as a set**
No scratching of parts during transit

Technical Specification

Designed for PVC-U and Composite doors

All finishes salt spray tested to 480 hours
(BS EN 1670: Class 5)

Tested to 200,000 cycles

92mm / 62mm PZ

Includes screw and spindle pack suitable for 60mm - 70mm profiles (2 x 8mm x 90mm spindle, 2 x M5 x 70mm colour coordinated machine screws, 2 x M5 x 80mm colour coordinated machine screws)

Product Codes

Ashford Offset Snib Lever Lever

White	Black	Silver	Gold
1A350	1A351	1A352	1A353

Ashford Exterior Blank Plate



Features & Benefits


- **Solid die cast aluminium construction**
The perfect balance between price and performance
- **Flexible purpose component**
Enables all aspects of a job to be completed as a perfectly matching set
- **Baseplate in common with all Ashford handles**
Same routing detail regardless of product variant chosen



White



Black



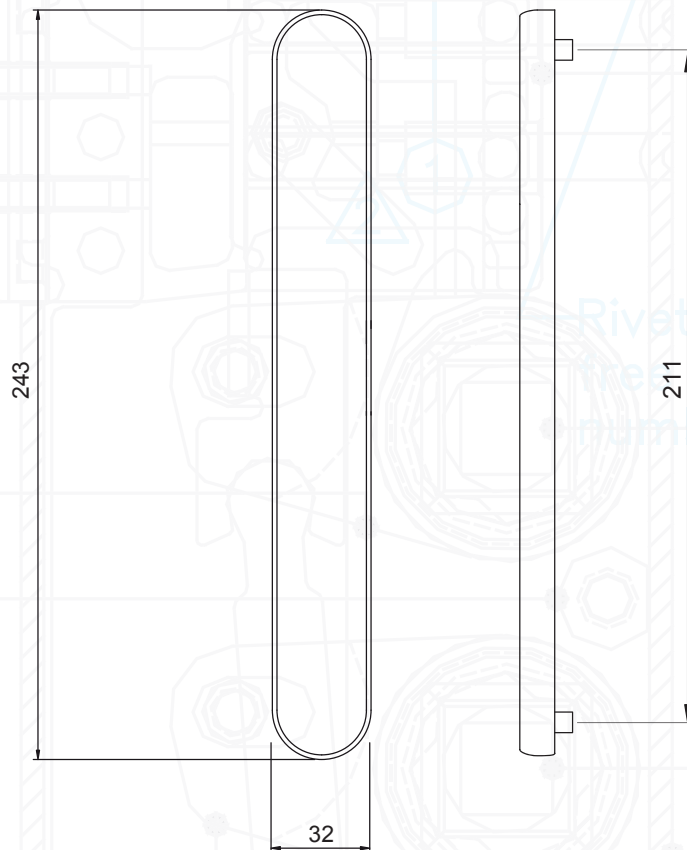
Silver



Gold

Fab&Fix

Ashford Exterior Blank Plate



All dimensions are shown in millimetres

Technical Specification

Designed for PVC-U and Composite doors

All finishes salt spray tested to 480 hours
(BS EN 1670: Class 5)

Product Codes

Ashford Exterior Blank Plate

White	Black	Silver	Gold
1A250	1A251	1A252	1A253

Ashford Dummy Lever Lever



External Lever

Features & Benefits

- Solid die cast aluminium construction with weight balanced spring cassette
The perfect balance between price and performance
- Flexible purpose component
Enables all aspects of a job to be completed as a perfectly matching set
- Sculpted ergonomic lever and low friction nylon bush
Easy to grip and smooth action
- Wide backplate
To accommodate larger cylinder preparation
- Supplied with screw and spindle pack to suit 60-70mm profiles
Everything needed for installation included
- Colour coordinated screw heads
Perfectly matching hardware, even down to the smallest details




Internal Lever



White



Black



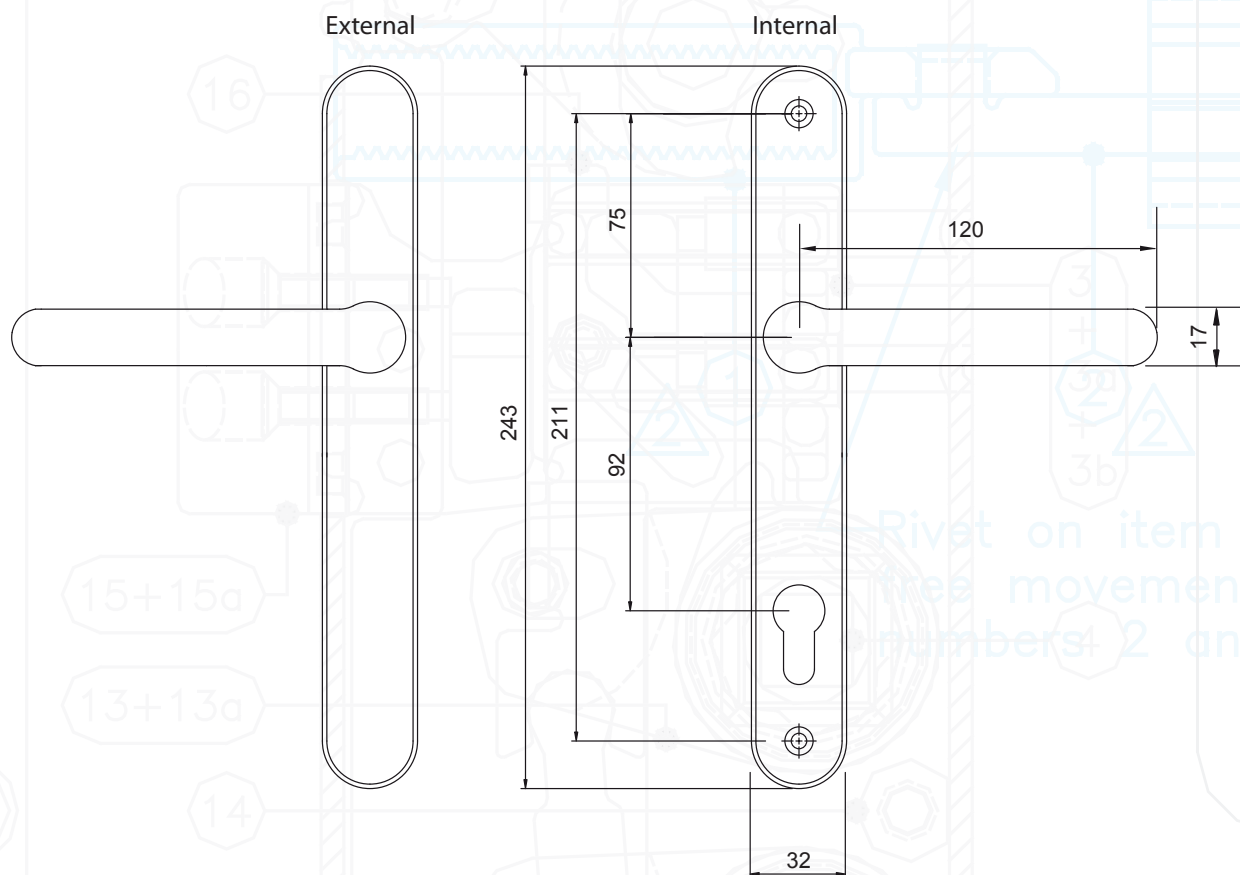
Silver



Gold

Fab&Fix

Ashford Dummy Lever Lever



All dimensions are shown in millimetres

Additional Benefits

- **Baseplate in common with all Ashford handles**
Same routing detail regardless of product variant chosen
- **Supplied fully assembled**
Simple and quick installation, no need to fit springs or lever
- **Silicon Site-Protectors available**
Ensures perfect condition after installation
- **Each part packaged in a separate chamber, but supplied as a set**
No scratching of parts during transit

Technical Specification

Designed for PVC-U and Composite doors

Supplied with fixing kit to make external lever fixed

All finishes salt spray tested to 480 hours
(BS EN 1670: Class 5)

Tested to 200,000 cycles

92mm PZ

Includes screw and spindle pack suitable for 60mm - 70mm profiles (1 x 8mm x 120mm spindle, 2 x M5 x 70mm colour coordinated machine screws, 2 x M5 x 80mm colour coordinated machine screws)

Product Codes

Ashford Dummy Lever Lever

White	Black	Silver	Gold
1A300	1A301	1A302	1A303

The P Series

Alton Inline Lever



External Lever

Features & Benefits

- Solid die cast aluminium construction with weight balanced spring cassette
The perfect balance between price and performance
- Compact baseplate with screws in close proximity
Combats lever attack
- Sculpted ergonomic lever and low friction nylon bush
Easy to grip and smooth action
- Supplied with screws and spindle pack to suit 60-70mm profiles
Everything needed for installation included
- Colour coordinated screw heads
Perfectly matching hardware, even down to the smallest details




Internal Lever



White



Black



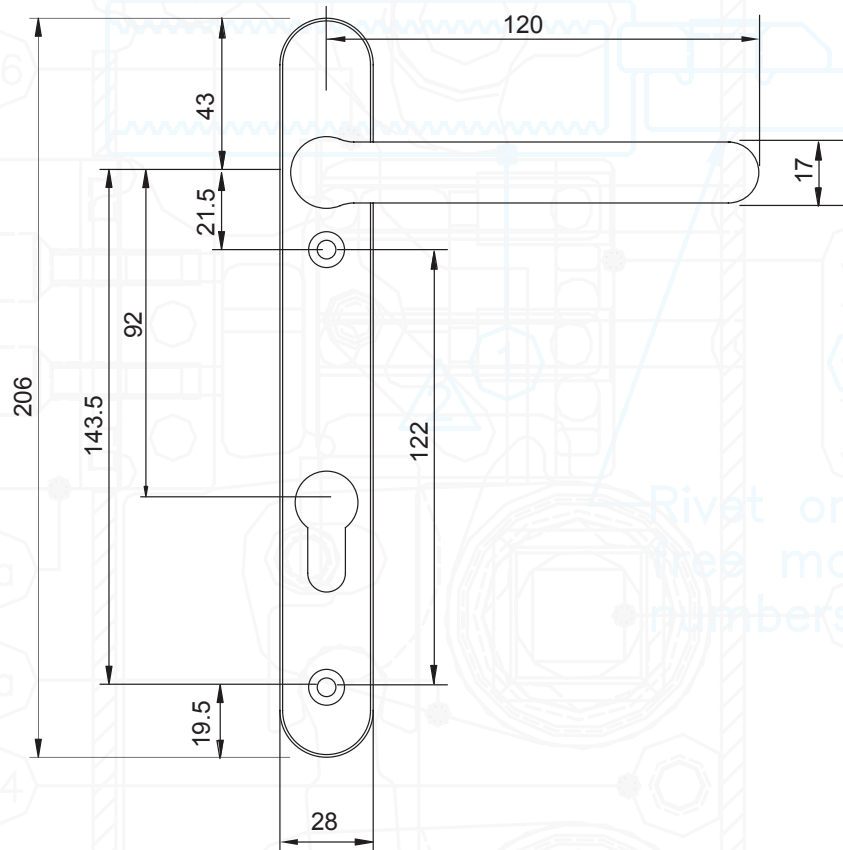
Silver



Gold

Fab&Fix

Alton Inline Lever Lever



All dimensions are shown in millimetres

Additional Benefits

- **Baseplate in common with all Alton handles**
Same routing detail regardless of chosen variant
- **Wide backplate**
To suit cylinder guards and accommodate larger cylinder preparation
- **Supplied fully assembled**
Simple and quick installation, no need to fit springs or lever
- **Silicon Site-Protectors available**
Ensures perfect condition after installation
- **Each part packaged in a separate chamber, but supplied as a set**
No scratching of parts during transit

Technical Specification

Designed for PVC-U and Composite doors

All finishes salt spray tested to 480 hours
(BS EN 1670: Class 5)

Tested to 200,000 cycles

92mm PZ

Includes screw and spindle pack suitable for 60mm - 70mm profiles (1 x 8mm x 120mm spindle, 2 x M5 x 70mm colour coordinated machine screws, 2 x M5 x 80mm colour coordinated machine screws)

Product Codes

Alton Inline Lever Lever

White	Black	Silver	Gold
1B000	1B001	1B002	1B003

The P Series

Alton Inline Lever Pad



External Pad

Features & Benefits

- Solid die cast aluminium construction with weight balanced spring cassette
The perfect balance between price and performance
- Compact baseplate with screws in close proximity
Combats lever attack
- Sculpted ergonomic lever and low friction nylon bush
Easy to grip and smooth action
- Supplied with screws to suit 60-70mm profiles
Screws needed for installation included
- Colour coordinated screw heads
Perfectly matching hardware, even down to the smallest details




Internal Lever



White



Black



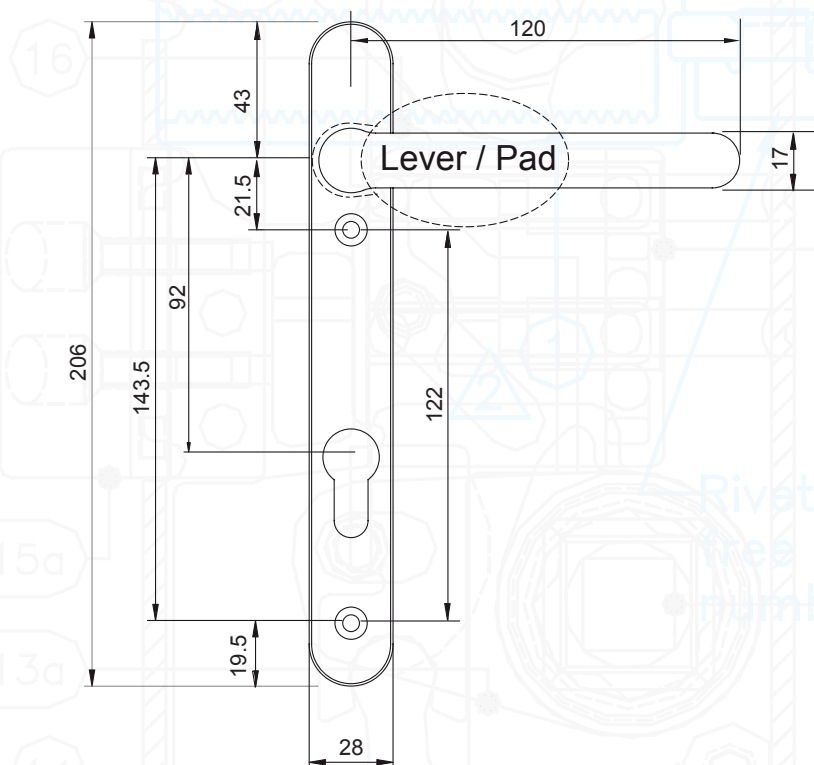
Silver



Gold

Fab&Fix

Alton Inline Lever Pad



All dimensions are shown in millimetres

Additional Benefits

- **Baseplate in common with all Alton handles**
Same routing detail regardless of chosen variant
- **Wide backplate**
To suit cylinder guards and accommodate larger cylinder preparation
- **Supplied fully assembled**
Simple and quick installation, no need to fit springs or lever
- **Silicon Site-Protectors available**
Ensures perfect condition after installation
- **Each part packaged in a separate chamber, but supplied as a set**
No scratching of parts during transit

Technical Specification

Designed for PVC-U and Composite doors

All finishes salt spray tested to 480 hours
(BS EN 1670: Class 5)

Tested to 200,000 cycles

92mm PZ

Includes screw pack suitable for 60mm - 70mm profiles
(2 x M5 x 70mm colour coordinated machine screws, 2 x M5 x 80mm colour coordinated machine screws)

Please contact your lock manufacturer to obtain a split-spindle that works with this handle set

Product Codes

Alton Inline Lever Pad

White	Black	Silver	Gold
1B050	1B051	1B052	1B053

The P Series

Alton Exterior Blank Plate



Features & Benefits


- Solid die cast aluminium construction
The perfect balance between price and performance
- Flexible purpose component
Enables all aspects of a job to be completed without compromising the perfect matching set
- Baseplate in common with all Alton handles
Same routing detail regardless of chosen variant



White



Black



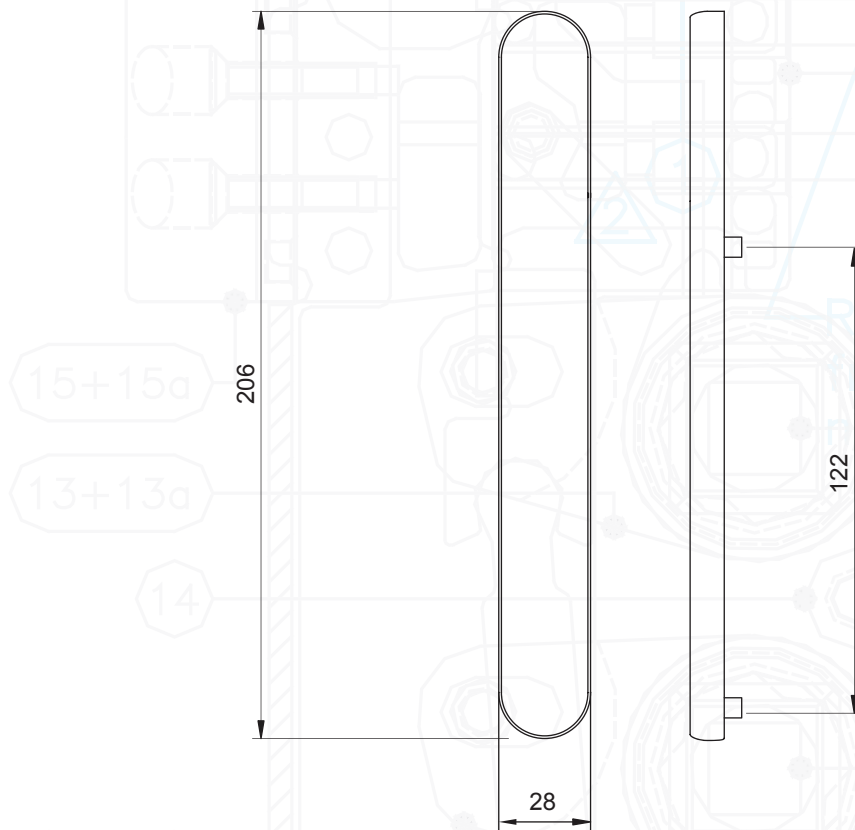
Silver



Gold

Fab&Fix

Alton Exterior Blank Plate



All dimensions are shown in millimetres

Technical Specification

Designed for PVC-U and Composite doors

All finishes salt spray tested to 480 hours
(BS EN 1670: Class 5)

Product Codes

Alton Exterior Blank Plate

White	Black	Silver	Gold
1B100	1B101	1B102	1B103

The P Series

Alton Dummy Lever Lever



External Lever

Features & Benefits

- **Solid die cast aluminium construction**
The perfect balance between price and performance
- **Flexible purpose component**
Enables all aspects of a job to be completed as a perfectly matching set
- **Compact baseplate with screws in close proximity**
Combats lever attack
- **Sculpted ergonomic lever and low friction nylon bush**
Easy to grip and smooth action
- **Supplied with screw and spindle pack to suit 60-70mm profiles**
Everything needed for installation included
- **Colour coordinated screw heads**
Perfectly matching hardware, even down to the smallest details




Internal Lever



White



Black



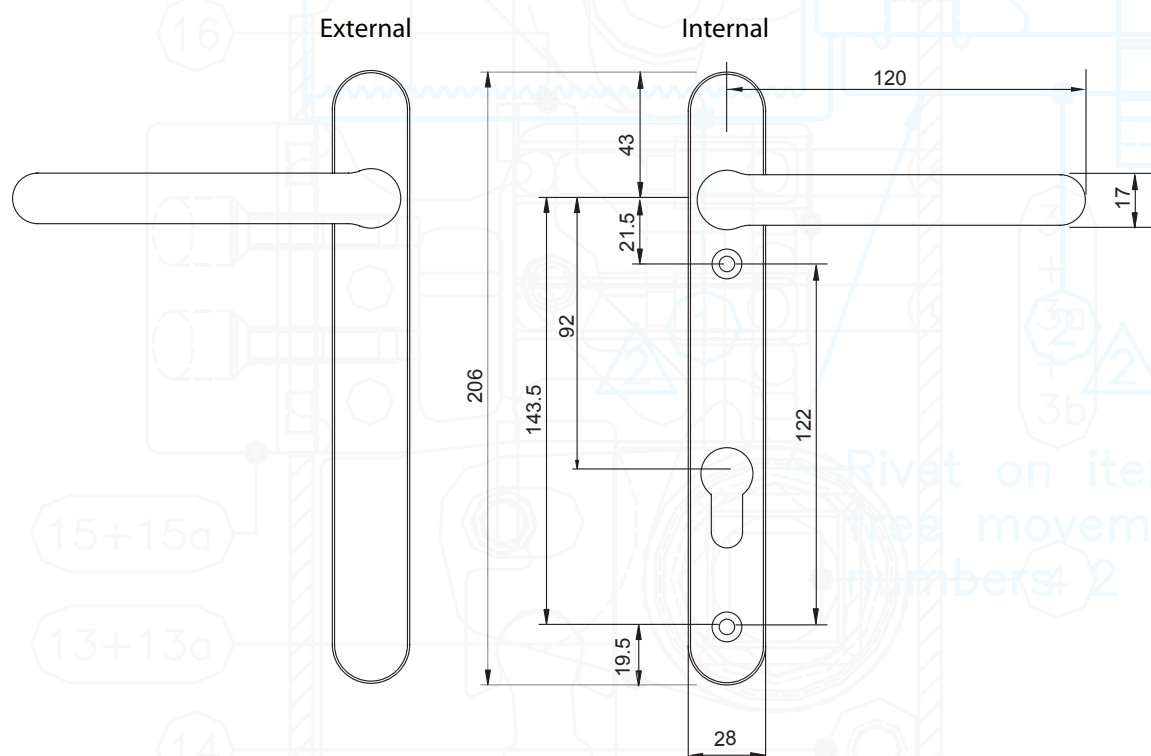
Silver



Gold

Fab&Fix

Alton Dummy Lever Lever



All dimensions are shown in millimetres

Additional Benefits

- **Baseplate in common with all Alton handles**
Same routing detail regardless of chosen variant
- **Wide backplate**
To accommodate larger cylinder preparation
- **Supplied fully assembled**
Simple and quick installation, no need to fit springs or lever
- **Silicon Site-Protectors available**
Ensures perfect condition after installation
- **Each part packaged in a separate chamber, but supplied as a set**
No scratching of parts during transit

Technical Specification

Designed for PVC-U and Composite doors

Supplied with fixing kit to make external lever fixed

All finishes salt spray tested to 480 hours
(BS EN 1670: Class 5)

Tested to 200,000 cycles

92mm PZ

Includes screw and spindle pack suitable for 60mm - 70mm profiles (1 x 8mm x 120mm spindle, 2 x M5 x 70mm colour coordinated machine screws, 2 x M5 x 80mm colour coordinated machine screws)

Product Codes

Alton Dummy Lever Lever

White	Black	Silver	Gold
1B150	1B151	1B152	1B153

The P Series

Aydon Inline Lever



Features & Benefits

- Solid die cast aluminium construction with weight balanced spring cassette
The perfect balance between price and performance
- 92mm PZ handle with 240mm screw centres
Suits older locking systems
- Sculpted ergonomic lever and low friction nylon bush
Easy to grip and smooth action
- Supplied with screw and spindle pack to suit 60-70mm profiles
Everything needed for installation included



External Lever




Internal Lever



White



Black



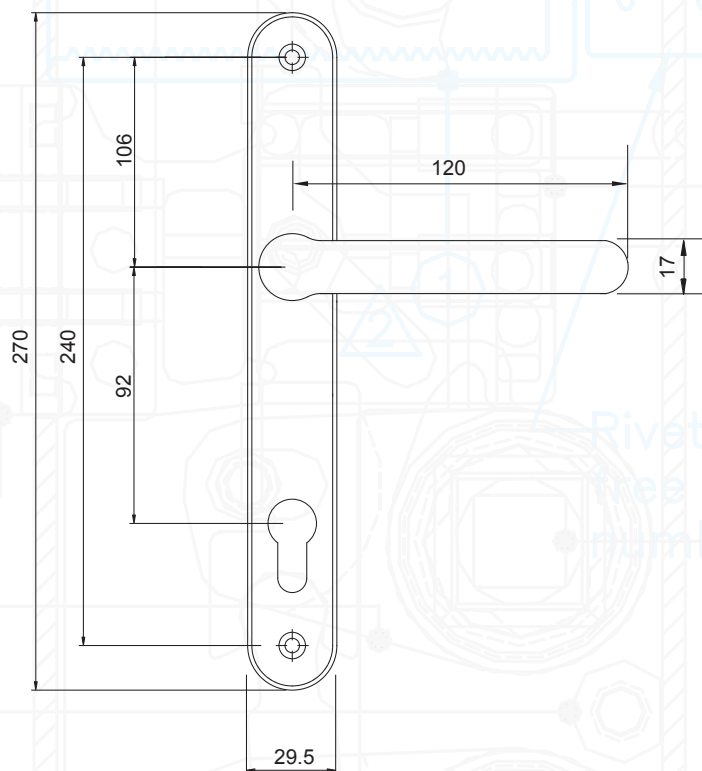
Silver



Gold

Fab&Fix

Aydon Inline Lever Lever



All dimensions are shown in millimetres

Additional Benefits

- **Colour coordinated screw heads**
Perfectly matching hardware, even down to the smallest details
- **Silicon Site-Protectors available**
Ensures perfect condition after installation
- **Each part packaged in a separate chamber, but supplied as a set**
No scratching of parts during transit
- **Supplied fully assembled**
Simple and quick installation, no need to fit springs or lever

Technical Specification

Designed for PVC-U and Composite doors

All finishes salt spray tested to 480 hours
(BS EN 1670: Class 5)

Tested to 200,000 cycles

92mm PZ

Includes screw and spindle pack suitable for 60mm - 70mm profiles (1 x 8mm x 120mm spindle, 2 x M5 x 70mm colour coordinated machine screws, 2 x M5 x 80mm colour coordinated machine screws)

Product Codes

Aydon Inline Lever Lever

White	Black	Silver	Gold
1C000	1C001	1C002	1C003

The P Series

Aydon Offset Lever Pad



Features & Benefits

- Solid die cast aluminium construction with weight balanced spring cassette
The perfect balance between price and performance
- 92/62mm PZ handle with 240mm screw centres
Suits older locking systems
- Sculpted ergonomic lever and low friction nylon bush
Easy to grip and smooth action
- Supplied with screw and spindle pack to suit 60-70mm profiles
Everything needed for installation included



External Pad




Internal Lever



White



Black



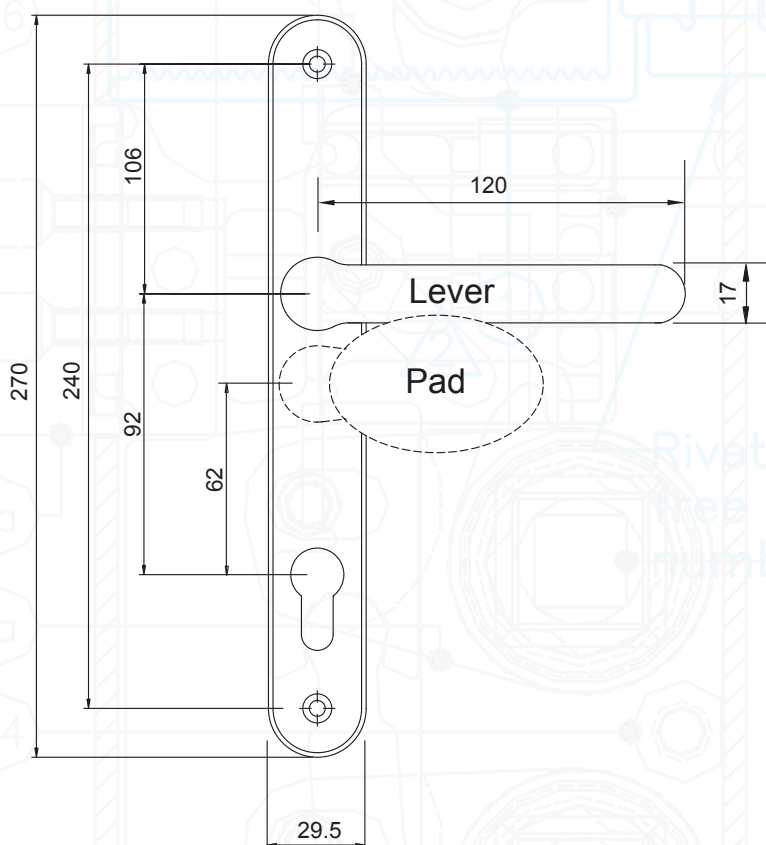
Silver



Gold

Fab&Fix

Aydon Offset Lever Pad



All dimensions are shown in millimetres

Additional Benefits

- **Colour coordinated screw heads**
Perfectly matching hardware, even down to the smallest details
- **Silicon Site-Protectors available**
Ensures perfect condition after installation
- **Each part packaged in a separate chamber, but supplied as a set**
No scratching of parts during transit
- **Supplied fully assembled**
Simple and quick installation, no need to fit springs or lever

Technical Specification

Designed for PVC-U and Composite doors

All finishes salt spray tested to 480 hours
(BS EN 1670: Class 5)

Tested to 200,000 cycles

92mm / 62mm PZ

Includes screw and spindle pack suitable for 60mm - 70mm profiles (1 x 8mm x 120mm spindle, 2 x M5 x 70mm colour coordinated machine screws, 2 x M5 x 80mm colour coordinated machine screws)

Product Codes

Aydon Offset Lever Pad

White	Black	Silver	Gold
1C050	1C051	1C052	1C053

Aydon Exterior Blank Plate



Features & Benefits


- Solid die cast aluminium construction
The perfect balance between price and performance
- Flexible purpose component
Enables all aspects of a job to be completed without compromising the perfect matching set
- Baseplate in common with all Aydon handles
Same routing detail regardless of chosen variant



White



Black



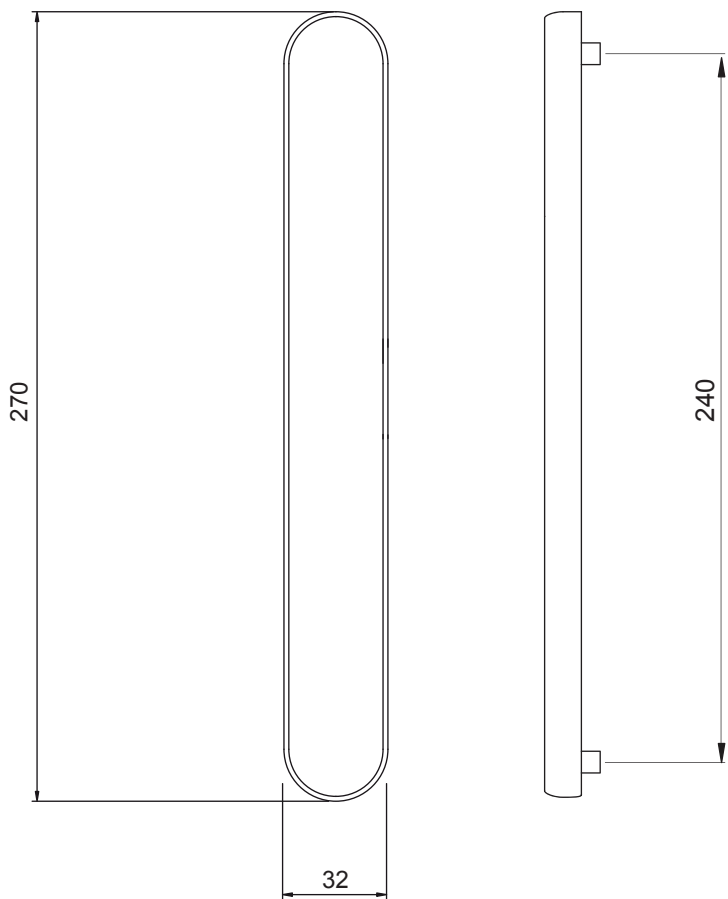
Silver



Gold

Fab&Fix

Aydon Exterior Blank Plate



All dimensions are shown in millimetres

Technical Specification

Designed for PVC-U and Composite doors
All finishes salt spray tested to 480 hours
(BS EN 1670: Class 5)

Product Codes

Aydon Exterior Blank Plate

White	Black	Silver	Gold
1C100	1C101	1C102	1C103

Anchorage Intelligent Strength



Features & Benefits


- Classic lift on/lift off or lift out flag design
Traditional assembly, ease of fitting, allows sash removal in low ceiling applications
- Long reach sash plate with integral fixing lugs
Optimal strength and stability with 4 screws locating into the profile's steel reinforcing
- True 3D adjustment with supplied allen keys
Allows for final tweaking and perfect sash alignment
- Available in 14mm, 17mm and 21mm stack heights
Works with all major profile systems
- Security sash cover cap and extended pin
Prevents intruder from removing cover cap and lifting the door out



White



Black



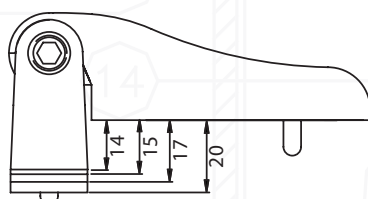
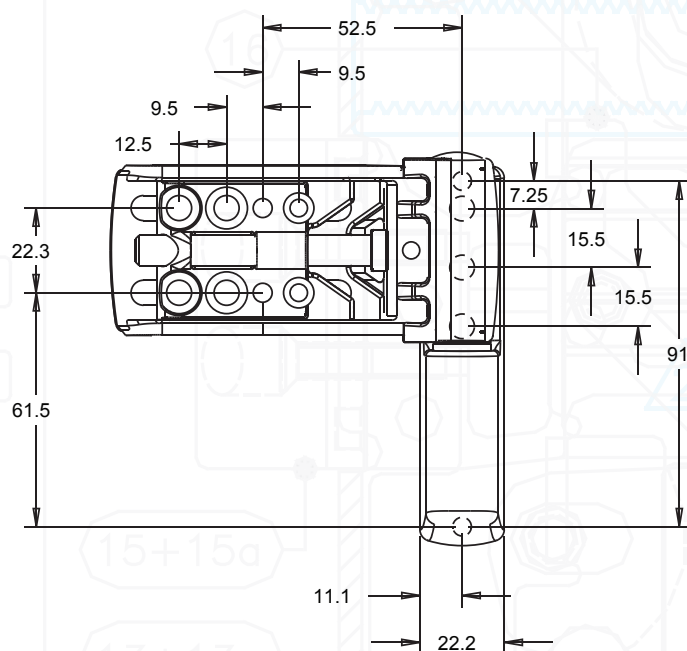
Silver



Gold

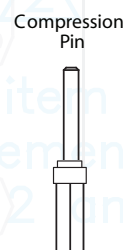
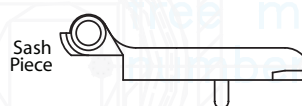
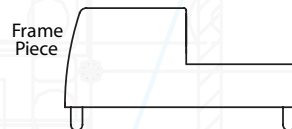
Fab&Fix

Anchorage Intelligent Strength



Sash frame rebate height
Suitable for Sash Frame sizes of 14.0mm and higher

COMPONENT PARTS LIST



Packers
1.5/2.0/3.0mm



All dimensions are shown in millimetres

Additional Benefits

- **Dual mount fixings for optional use of M6 screws**
For an even stronger hold
- **Tray based packaging, 3 hinges per tray**
Convenient full door assembly
- **30kg sash weight load per hinge**
Support up to 90kg with 3 hinges
- **Individual or telescopic fixing jigs available**
Faster, more accurate fabrication
- **Suitable for interior or exterior fitting**
Convenience for the fabricator

Technical Specification

Designed for PVC-U doors

All finishes salt spray tested to 480 hours
(BS EN 1670: Class 5)

Tested to 200,000 cycles

Tested as part of a complete door set that successfully
achieved PAS23

Tested with 3 hinges up to 90kg sash weight

Horizontal adjustment of +/-8mm; height adjustment of
+4mm/-2mm; compression adjustment of +/-1.5mm

Includes 3mm, 2mm & 1.5mm packers

Product Codes

Anchorage Intelligent Strength

Size	White	Black	Silver	Gold
14mm	2A000	2A001	2A002	2A003
17mm	2A050	2A051	2A052	2A053
21mm	2A100	2A101	2A102	2A103

The P Series

Anchorage Heavy Duty



Features & Benefits


- High security design with patented lift on/lift off capability, unique in a captured hinge
Peace of mind as well as flexible assembly and ease of fitting
- Long reach sash plate with integral fixing lugs
Optimal strength and stability with 4 screws locating into the profile's steel reinforcing
- True 3D adjustment with supplied allen keys
Allows for final tweaking and perfect sash alignment
- Available in 14, 17 and 21mm stack heights
Works with all major profile systems
- Security sash cover cap and anti-lift pin
Prevents intruder from removing cover cap and lifting out the door



White



Black



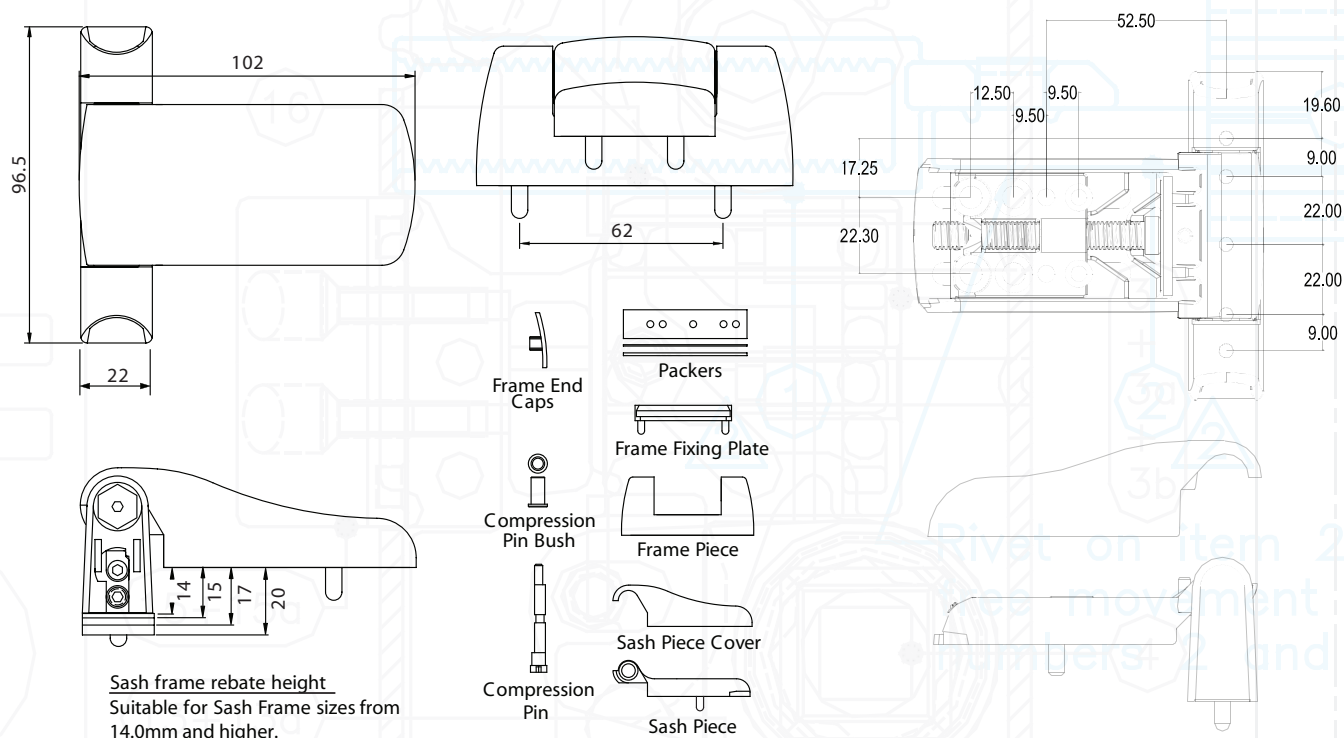
Silver



Gold

Fab&Fix

Anchorage Heavy Duty



All dimensions are shown in millimetres

Additional Benefits

- **Dual mount screw fixings on sash piece for optional use of M6 screws**
Strong hold on both sash and frame
- **Colour coordinated cover caps and packers**
Perfectly matching components, even down to the smallest details
- **Secured by Design**
Additional peace of mind
- **40kg sash weight load per hinge**
Support up to 120kg with 3 hinges
- **Individual or telescopic fixing jigs available**
Faster, more accurate fabrication
- **Tray based packaging, 3 hinges per tray**
Convenient full door assembly
- **Suitable for interior or exterior fitting**
Convenience for the fabricator

Technical Specification

Designed for PVC-U doors

All finishes salt spray tested to 480 hours
(BS EN 1670: Class 5)

Tested to 200,000 cycles

Tested with 4 hinges up to 160kg sash weight

Horizontal adjustment of +/-6mm; height adjustment of +/-4mm/-1mm; compression adjustment of +/-1.5mm

Tested as part of a complete door set that successfully achieved PAS23

Tested as part of a complete door set that successfully achieved PAS24

Includes 2mm & 1.5mm packers
(3mm available to order)

Product Codes

Anchorage Heavy Duty

Size	White	Black	Silver	Gold
14mm	2B000	2B001	2B002	2B003
17mm	2B050	2B051	2B052	2B053
21mm	2B100	2B101	2B102	2B103

Haven Intelligent Strength



Features & Benefits


- Low profile design specifically for composite and timber doors
Dedicated performance, unobtrusive appearance
- 3 sash plate options to suit all composite slabs
Optimal hinge for all composite door types
- Sash piece can be routed in to door or slot in to faceplate liner
Precision fit with or without door liner
- Integral fixing lugs
Additional stability and strength
- Security anti-lift pin
Prevents intruder from removing the pin and lifting out the door
- 3D adjustable with supplied allen keys
Allows for final tweaking and alignment



White



Black



Silver

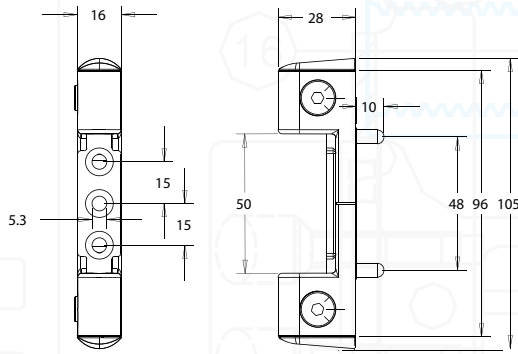


Gold

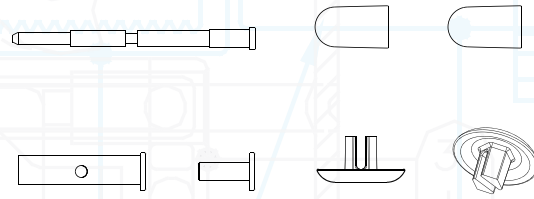
Fab&Fix

Haven Intelligent Strength

Frame Piece

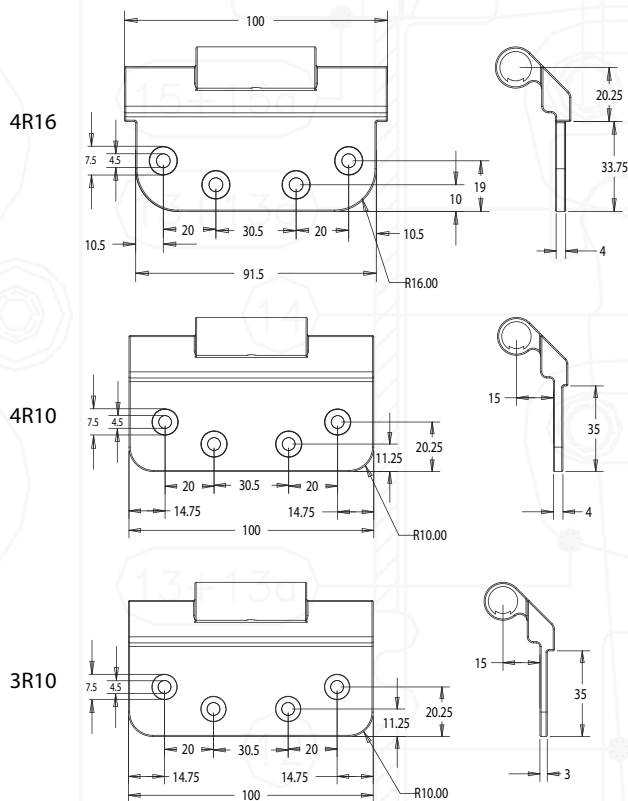


Pin and Components



All dimensions are shown in millimetres

Sash Piece



Additional Benefits

- **30kg sash weight load per hinge**
Support up to 90kg weight with 3 hinges
- **Fixing jigs available**
Faster, more accurate fabrication
- **Cover caps for horizontal adjustment holes**
Professional finish to hinge installation

Technical Specification

Designed for Composite doors

All finishes salt spray tested to 480 hours
(BS EN 1670: Class 5)

Horizontal adjustment of $\pm 3\text{mm}$; height adjustment of $\pm 3\text{mm}$; compression adjustment of $\pm 1.5\text{mm}$

Tested to 200,000 cycles

Tested with 3 hinges up to 90kg sash weight

Product Codes

Haven Intelligent Strength Sash Piece

Size	White	Black	Silver	Gold
4R16	2C050	2C051	2C052	2C053
4R10	2C100	2C101	2C102	2C103
3R10	2C150	2C151	2C152	2C153

Haven Intelligent Strength Frame Piece

White	Black	Silver	Gold
2C000	2C001	2C002	2C003

Haven Intelligent Strength Pin and Components

White	Black
2C900	2C901

The P Series

Haven Heavy Duty



Features & Benefits


- Low profile design specifically for composite and timber doors
Dedicated performance, unobtrusive appearance
- Interchangeable, colour coordinated sash plate (white as standard, black, brown and milled finish also available)
Perfectly match the colour of the door
- Sash plate detail compatible with all composite slabs
Optimal hinge for all composite door types
- Integral fixing lugs
Additional stability and strength
- Security anti-lift pin
Prevents intruder from removing the pin and lifting out the door
- 2D adjustable with supplied allen keys
Allows for final tweaking and alignment



White



Black



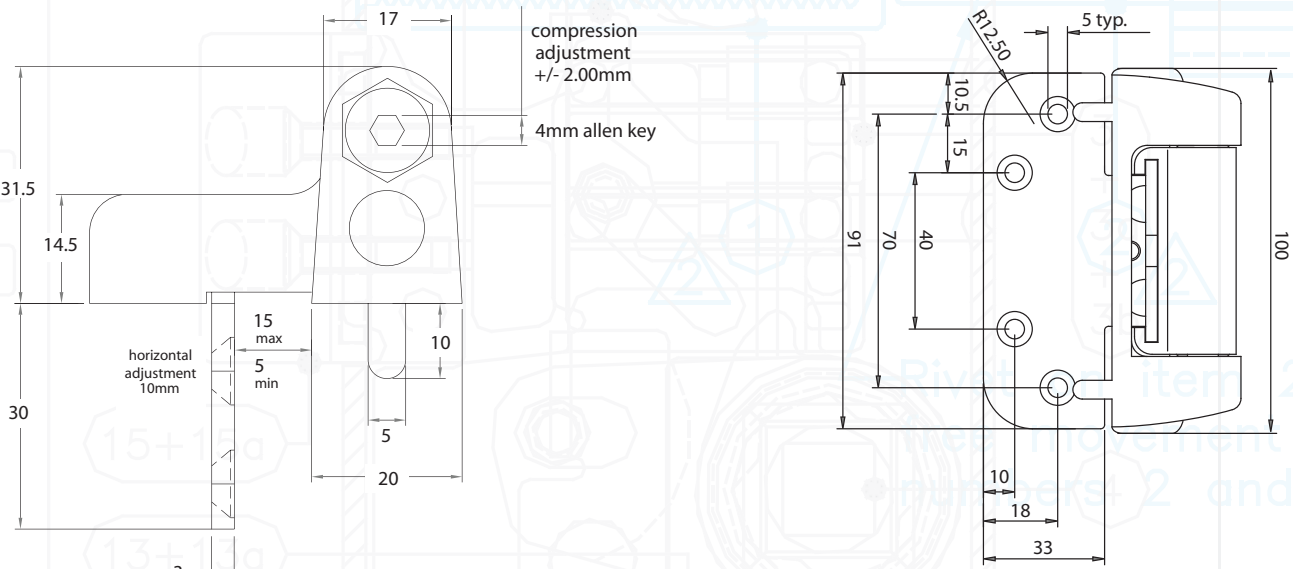
Silver



Gold

Fab&Fix

Haven Heavy Duty



All dimensions are shown in millimetres

Additional Benefits

- **Colour coordinated cover caps**
Perfectly matching hardware, even down to the smallest details
- **Tray based packaging, 3 hinges per tray**
Convenient full door assembly
- **30kg sash weight load per hinge**
Support up to 90kg weight with 3 hinges
- **Fixing jigs available**
Faster, more accurate fabrication
- **Secured by Design**
Additional peace of mind

Technical Specification

Designed for Composite doors

All finishes salt spray tested to 480 hours (BS EN 1670: Class 5)

Tested as part of a complete door set that successfully achieved PAS23

Tested as part of a complete door set that successfully achieved PAS24

Horizontal adjustment of +/-5mm; compression adjustment of +/-1.5mm

Tested to 200,000 cycles

Tested with 4 hinges up to 120kg sash

Product Codes

Haven Heavy Duty

White	Black	Silver	Gold
2D000	2D001	2D002	2D003


The P Series

Harbour Butt



Features & Benefits


- Low profile, captured design specifically for PVC-U doors
Dedicated performance, unobtrusive appearance
- Integral fixing lugs and 7 screw fixing positions
Optimal stability and strength
- Security anti-lift pin
Prevents intruder from removing the pin and lifting out the door
- Available in 2 different chamfers (0 and 5 degrees)
Works with square and chamfered profiles
- Colour coordinated cover caps
Perfectly matching components, even down to the smallest details
- 2D adjustable with supplied allen keys
Allows for final tweaking and alignment



White



Black



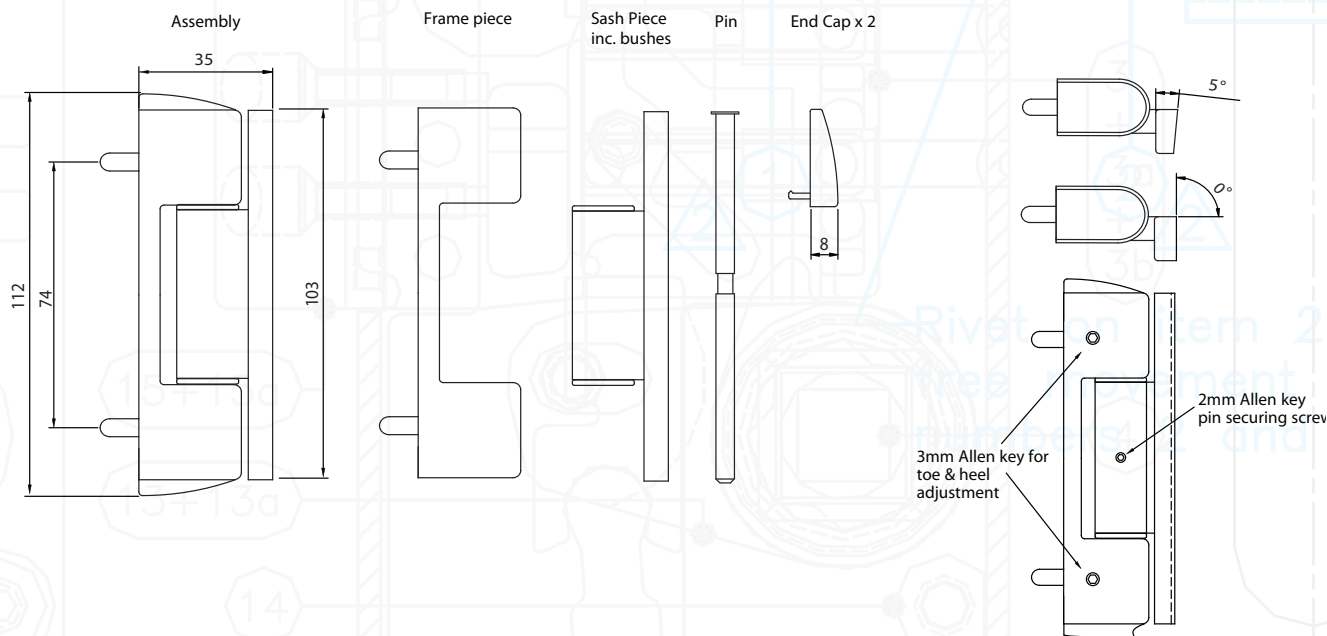
Silver



Gold

Fab&Fix

Harbour Butt



All dimensions are shown in millimetres

Additional Benefits

- **Tray based packaging, 3 hinges per tray**
Convenient full door assembly
- **Supplied with allen keys**
Easy adjustment
- **20kg sash weight load per hinge**
3 hinges will support a 60kg door
- **Fixing jigs available**
Faster, more accurate fabrication

Technical Specification

Designed for PVC-U-U doors

All finishes salt spray tested to 480 hours
(BS EN 1670: Class 5)

Tested to 200,000 cycles

Tested with 3 hinges up to 60kg sash weight

3mm packers available to order

Horizontal adjustment (toe and heel) of +/- 2mm

Product Codes

Harbour Butt

Size	White	Black	Silver	Gold
0mm	2F000	2F001	2F002	2F003
5mm	2F050	2F051	2F052	2F053

Harbour Profile Related Butt Hinge



Features & Benefits

- Low profile design specifically for PVC-U doors
Dedicated performance, unobtrusive appearance
- Sash plate options to suit wide variety of PVC-U profiles
Optimal hinge for all PVC-U door types
- Sash piece fits edge of door frame
Precision fit
- 3D adjustable with supplied allen keys
Allows for final tweaking and alignment
- Sash piece, frame piece and pin packaged separately
Packaged for fabricating flexibility
- Cover caps for horizontal adjustment holes
Professional finish to hinge installation
- Fixing jig available
Faster, more accurate fabrication



Sash Piece



Pin Pack




Frame Piece



White



Black



Silver

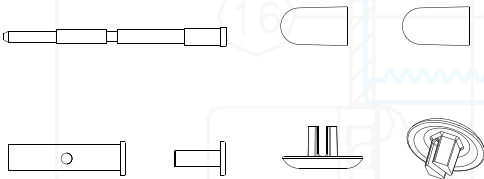


Gold

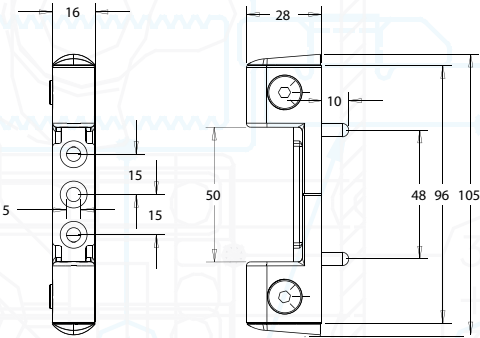
Fab&Fix

Harbour Profile Related Butt Hinge

Pin and Components

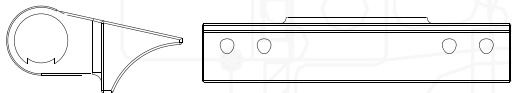


Frame Piece

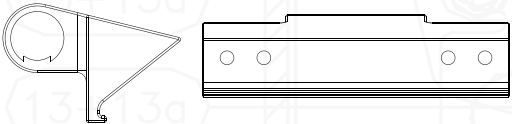


Sash Piece

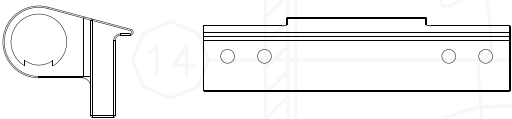
Veka
Matrix
Fully
Sculptured



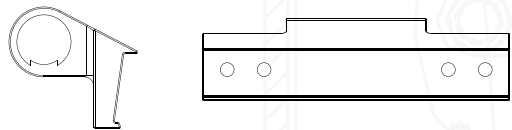
Liniar
Chamfer



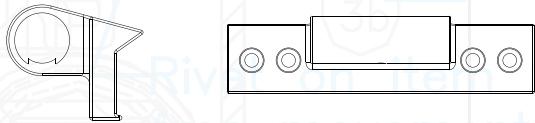
Liniar
Ovolo



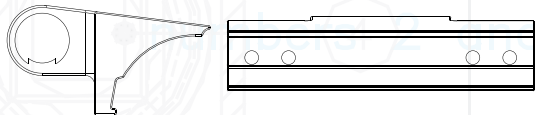
Synseal
Shield



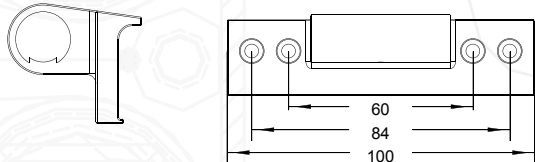
Eurocell
Logic



Kommerling
Ovolo



Bowater
System 10



All dimensions are shown in millimetres

Technical Specification

Designed for PVC-U doors

Tested to 200,000 cycles

Tested with 3 hinges up to 90kg sash weight

All finishes salt spray tested to 480 hours
(BS EN 1670: Class 5)

Horizontal adjustment of ± 3 mm; height adjustment of ± 3 mm; compression adjustment of ± 1.5 mm

Product Codes

Harbour Profile Related Butt Hinge Sash Piece

Profile	White	Black	Silver	Gold
Veka Matrix Fully Sculptured	2F100	2F101	2F102	2F103
Liniar Chamfer	2F120	2F121	2F122	2F123
Liniar Ovolo	2F140	2F141	2F142	2F143
Synseal Shield	2F160	2F161	2F162	2F163
Eurocell Logic	2F180	2F181	2F182	2F183
Kommerling Ovolo	2F200	2F201	2F202	2F203
Bowater System 10	2F220	2F221	2F222	2F223

Harbour Profile Related Butt Hinge Frame Piece

White	Black	Silver	Gold
2C000	2C001	2C002	2C003

Harbour Profile Related Butt Hinge Pin and Components

White	Black
2C900	2C901

The P Series

Nu Mail Edge



Features & Benefits


- Fully suited aluminium flap and UV-safe black ABS frame
Quality and durability you can see and feel
- Midrail and panel letterplate options to suit doors 20mm-80mm thick
Suits a range of door thicknesses
- Anti-snap flap opens to 180° with fully sprung return
Easier to operate, no broken flaps, even with the Sunday papers
- 12" letterplate with a 10" aperture
Meets Royal Mail standards, will easily take A4 size post
- Secure through fixing ensures letterplate can only be removed from the inside of the house
Prevents burglars gaining access to the cylinder internally



White



Black



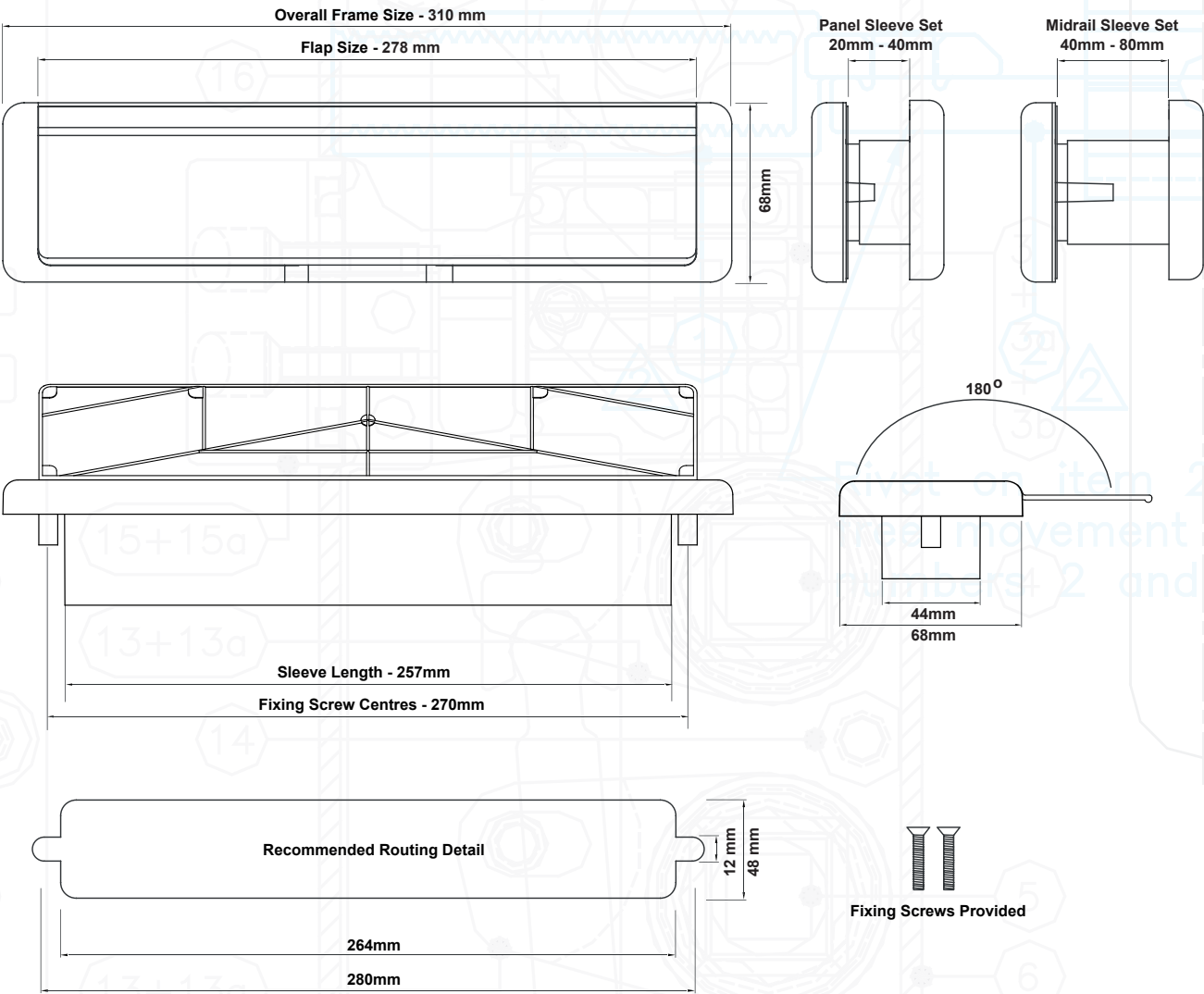
Silver



Gold

Fab&Fix

Nu Mail Edge



Additional Benefits

- Can be through fixed or face fixed
Flexible according to fabricator preference
- Optional restricted opening with addition of a PAS24 Letterplate Restrictor
Possible to restrict the opening angle, or lock the flap shut
- Supplied with screw fixings
Everything needed for installation included

Technical Specification

Designed for PVC-U, Composite and Timber doors

Conforms to the requirement of BS EN 13724: 2002

All finishes salt spray tested to 480 hours
(BS EN 1670: Class 5)

Flap cycle tested to 20,000 cycles

Midrail version includes 2 x M5 x 50mm machine screws,
2 x M5 x 70mm machine screws and 2 screw guides

Panel version includes 2 x M5 x 28mm machine screws
and 2 screw guides

Product Codes

Nu Mail Edge

	White	Black	Silver	Gold
Panel (20-40)	3A050	3A051	3A052	3A053
Midrail (40-80)	3A000	3A001	3A002	3A003

The P Series

Nu Mail



Features & Benefits


- Fully colour matched metal letterplate
Quality and durability you can see and feel
- Midrail and panel letterplate options to suit doors
20mm-80mm thick
Suits a range of door thicknesses
- Anti-snap flap opens to 180° with fully sprung
return
Easier to operate, no broken flaps, even with
Sunday papers
- 12" letterplate with a 10" aperture
Meets Royal Mail standards, will easily take A4 size
post
- Fully weather sealed (with rubber gasket)*
No draft, no rain water
- Outstanding acoustic insulation*
Perfect for flats, or houses near busy roads
- Can be through fixed or face fixed
Flexible according to fabricator preference



White



Black



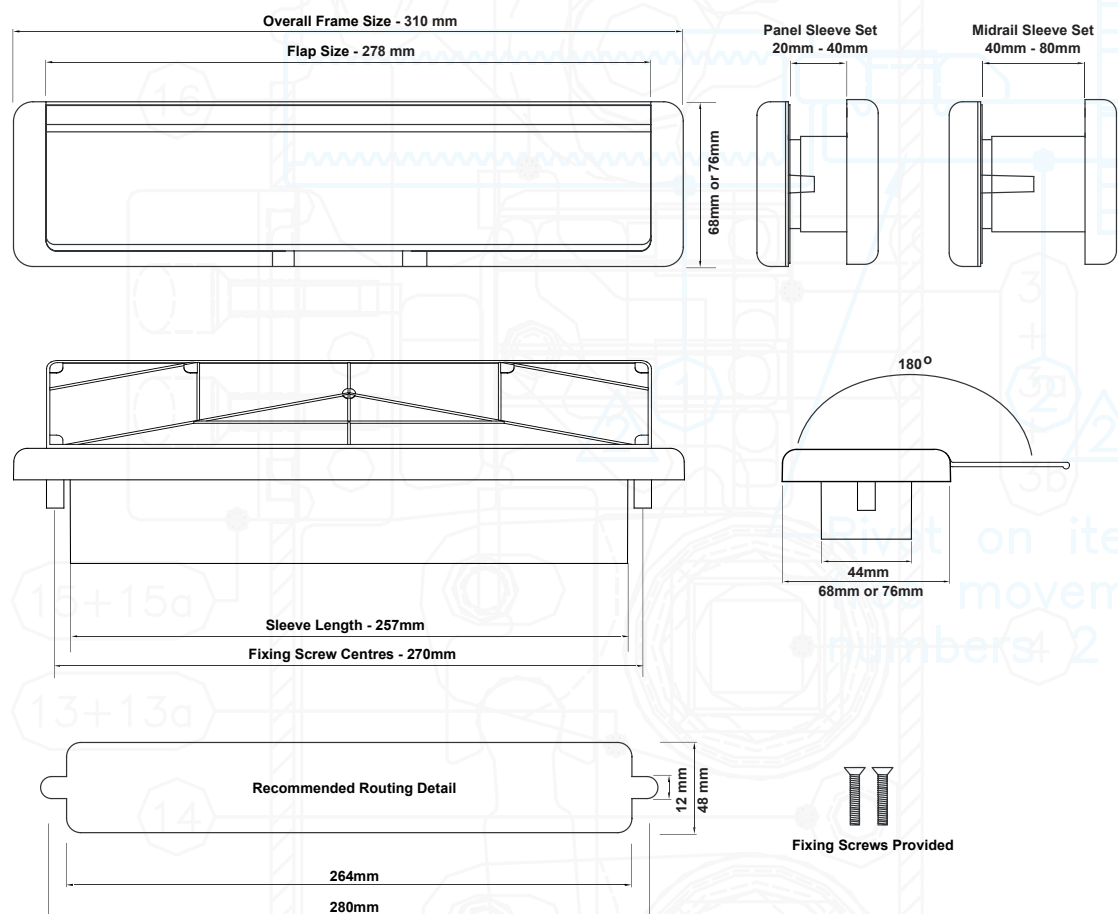
Silver



Gold

Fab&Fix

Nu Mail



Additional Benefits

- Secure through fixing ensures letterplate can only be removed from the inside of the house
Prevents burglars gaining access to the cylinder internally
- Optional restricted opening with the addition of a PAS24 Letterplate Restrictor
Possible to restrict the opening angle, or lock the flap shut
- Supplied with screw fixings
Everything needed for installation included
- Secured by Design
Additional peace of mind

*For best acoustic and weather performance we recommend installing the product with a rubber gasket

Technical Specification

Designed for PVC-U, Composite and Timber doors

Conforms to the requirement of BS EN 13724: 2002

All finishes salt spray tested to 480 hours
(BS EN 1670: Class 5)

Tested as part of a complete door set that successfully achieved PAS23 (rubber gasket fitted)

Tested as part of a complete door set that successfully achieved PAS24

Flap cycle tested to 30,000 cycles

Midrail version includes 2 x M5 x 50mm machine screws, 2 x M5 x 70mm machine screws and 2 screw guides

Panel version includes 2 x M5 x 28mm machine screws and 2 screw guides

Product Codes

Nu Mail

* Easy fit rubber drip gasket: 9B000

	White	Black	Silver	Gold
Panel (20-40)	3C300	3C308	3C309	3C310
Midrail (40-80)	3C100	3C108	3C109	3C110
Panel 76 (20-40)	3C200	3C208	3C209	3C210
Midrail 76 (40-80)	3C000	3C008	3C009	3C010


The P Series

Nu Mail Fire



Features & Benefits

- Letterplate to suit doors 40-80mm thick
Suits a wide range of door thicknesses, including 44mm composite doors
- Fully colour matched die cast zinc flap and die cast zinc frame
Quality and durability you can see and feel
- Independently tested to achieve 60 minutes of fire resistance when combined with intumescent strip*
Highly flame resistant product suitable for specification
- Anti-snap flap opens to 180° with fully sprung return
Easier to operate, no broken flaps, even with Sunday papers
- 12" letterplate with a 10" aperture
Meets Royal Mail standards, will easily take A4 size post
- Fully weather sealed (with rubber gasket)**
No draft, no rain water
- Outstanding acoustic insulation**
Perfect for flats, or houses near busy roads



White

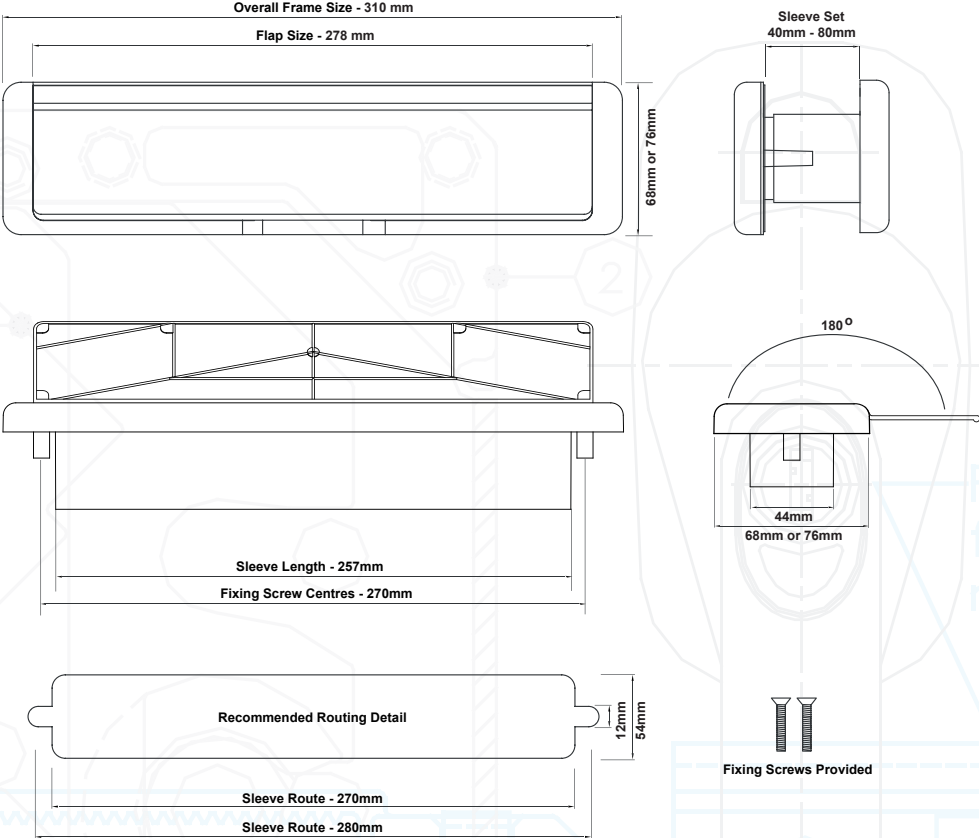
Black

Silver

Gold

Fab&Fix

Nu Mail Fire



Additional Benefits

- Secure through fixing ensures letterplate can only be removed from the inside of the house
Prevents burglars gaining access to the cylinder internally
- Optional restricted opening with the addition of a PAS24 Letterplate Restrictor
Possible to restrict the opening angle, or lock the flap shut

*Fire resistance requires fitting of intumescent strip which has been tested in conjunction with the letterplate on a timber door section to achieve 60 minutes of fire resistance. This is an indicative test and the door fabricator may need to conduct their own fire tests on a complete door set in order to meet specification requirements.

**For best acoustic and weather performance we recommend installing the product with a rubber gasket

Technical Specification

Designed for PVC-U, Composite and Timber doors

Conforms to the requirement of BS EN 13724: 2002

All finishes salt spray tested to 480 hours
(BS EN 1670: Class 5)

Tested to BS 476-22: 1987 Fire Tests on building materials and structures

Tested as part of a complete door set that successfully achieved PAS23 (rubber gasket fitted)

Tested as part of a complete door set that successfully achieved PAS24

Flap cycle tested to 30,000 cycles

Includes 2 x M5 x 50mm machine screws, 2 x M5 x 70mm machine screws and 2 screw guides

Product Codes

Nu Mail Letterplate

** Easy fit rubber drip gasket: 9B000

Size	White	Black	Silver	Gold
Midrail 68 (40-80)	3C100	3C108	3C109	3C110
Midrail 76 (40-80)	3C000	3C008	3C009	3C010

Intumescent Strip

Single	25m roll (suitable for 41 letterplates)
9B031	9B002

Nu Victorian Urn Medium Face Fix



Features & Benefits


- Classic door knocker design
Create an elegant and stylish front door
- Patented face fixing plate works with all major door materials
Easy installation; no need to use fixing bolts or to drill through the door (unless using optional viewer)
- Available with or without door viewer aperture
Option to neatly conceal the door viewer
- Wide range of viewers and extensions available
Cater for all major door depths



White



Black



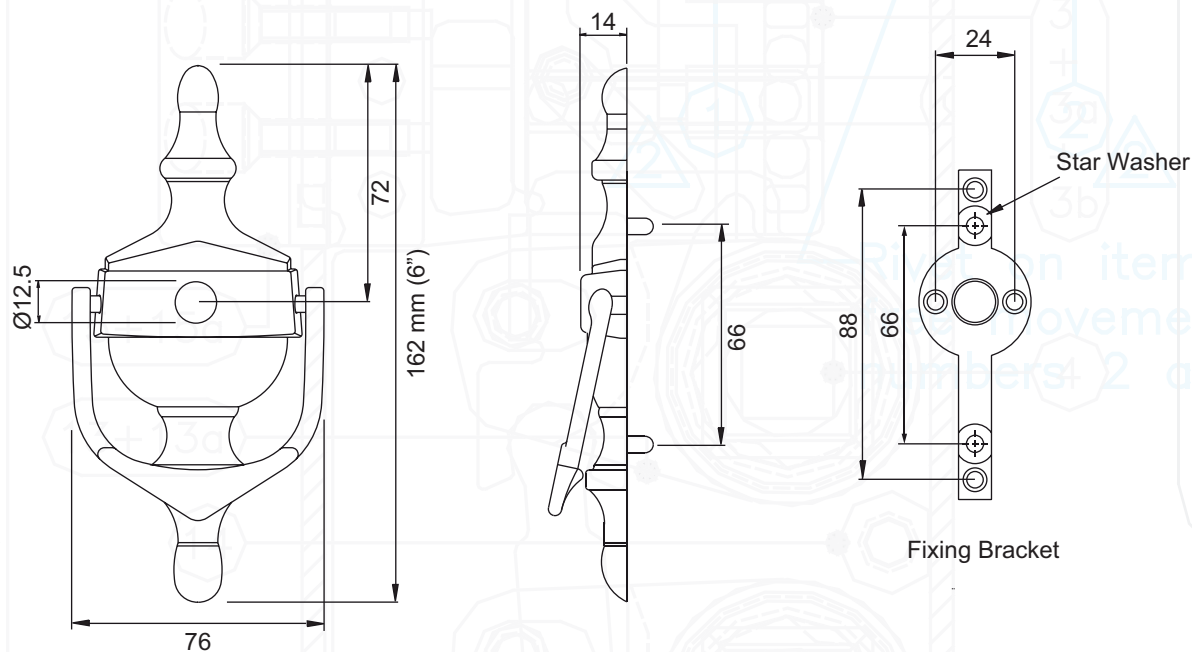
Silver



Gold

Fab&Fix

Nu Victorian Urn Medium Face Fix



All dimensions are shown in millimetres

Technical Specification

Designed for PVC-U, Composite and Timber doors

All finishes salt spray tested to 480 hours
(BS EN 1670: Class 5)

Includes fixing bracket

Product Codes

Nu Victorian Urn Medium Face Fix

	White	Black	Silver	Gold
Without Spyhole	4A000	4A001	4A002	4A003
With Spyhole	4A050	4A051	4A052	4A053

Nu Victorian Urn Medium Through Fix



Features & Benefits


- Classic door knocker design
Create an elegant and stylish front door
- Croppable through fix bolt system
Easy installation on a wide variety of door thicknesses
- Available with or without door viewer aperture
Option to neatly conceal the door viewer
- Wide range of viewers and extensions available
Cater for all major door depths
- Supplied with white and black bolt heads
To match a variety of internal door colours



White



Black



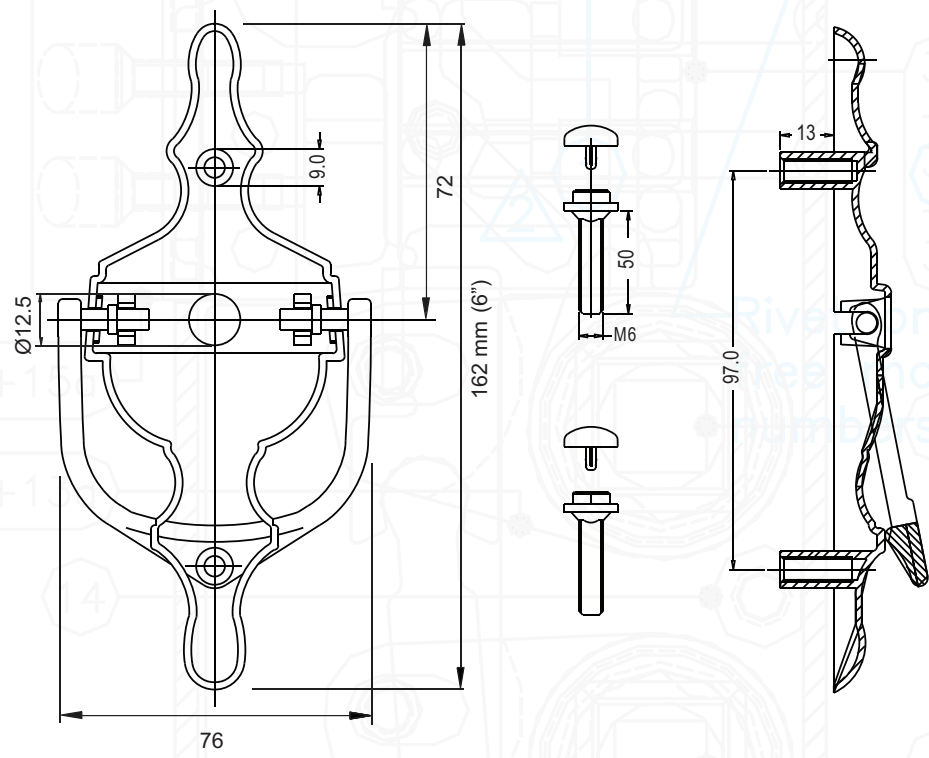
Silver



Gold

Fab&Fix

Nu Victorian Urn Medium Through Fix



All dimensions are shown in millimetres

Technical Specification

Designed for PVC-U, Composite and Timber doors

All finishes salt spray tested to 480 hours
(BS EN 1670: Class 5)

Supplied with 2 x 50mm croppable nylon bolts

Product Codes

Nu Victorian Urn Medium Through Fix / Spyhole

	White	Black	Silver	Gold
Without Spyhole	4A100	4A101	4A102	4A103
With Spyhole	4A150	4A151	4A152	4A153

Nu Victorian Urn Large Face Fix



Features & Benefits


- Large 8" door knocker
Striking finish to any door
- Patented face fixing plate works with all major door materials
Easy installation; no need to use fixing bolts or to drill through the door (unless using optional viewer)
- Available with or without door viewer aperture
Option to neatly conceal the door viewer
- Wide range of viewers and extensions available
Cater for all major door depths
- Classic door knocker design
Create an elegant and stylish front door



White



Black



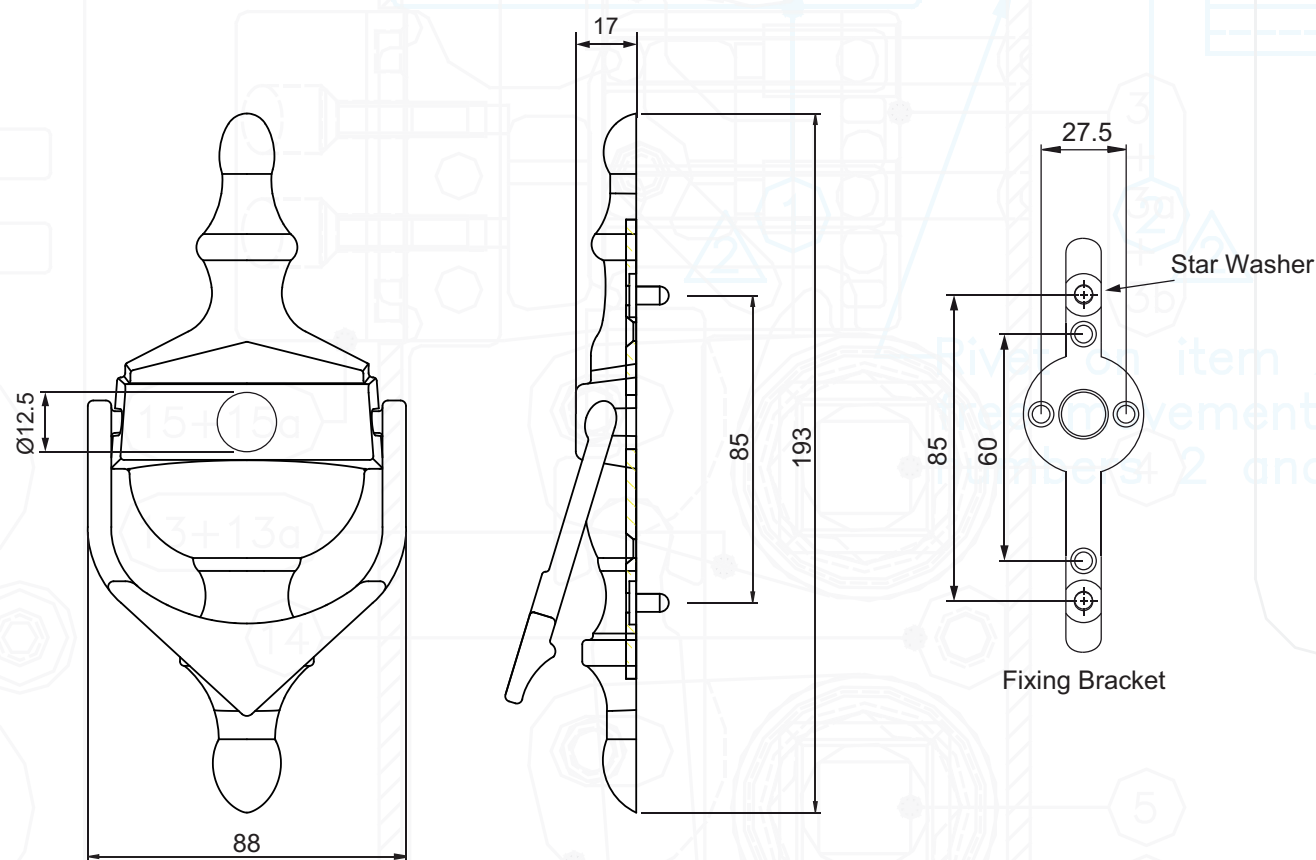
Silver



Gold

Fab&Fix

Nu Victorian Urn Large Face Fix



All dimensions are shown in millimetres

Technical Specification

Designed for PVC-U, Composite and Timber doors

All finishes salt spray tested to 480 hours
(BS EN 1670: Class 5)

Includes fixing bracket

Product Codes

Nu Victorian Urn Large Face Fix / Spyhole

	White	Black	Silver	Gold
Without Spyhole	4A200	4A201	4A202	4A203
With Spyhole	4A250	4A251	4A252	4A253

Nu Victorian Urn Large Slim Face Fix



Features & Benefits


- Classic door knocker design
Create an elegant and stylish front door
- Patented face fixing plate works with all major door materials
Easy installation; no need to use fixing bolts or to drill through the door (unless using optional viewer)
- Available with or without door viewer aperture
Option to neatly conceal the door viewer
- Wide range of viewers and extensions available
Cater for all major door depths



White



Black



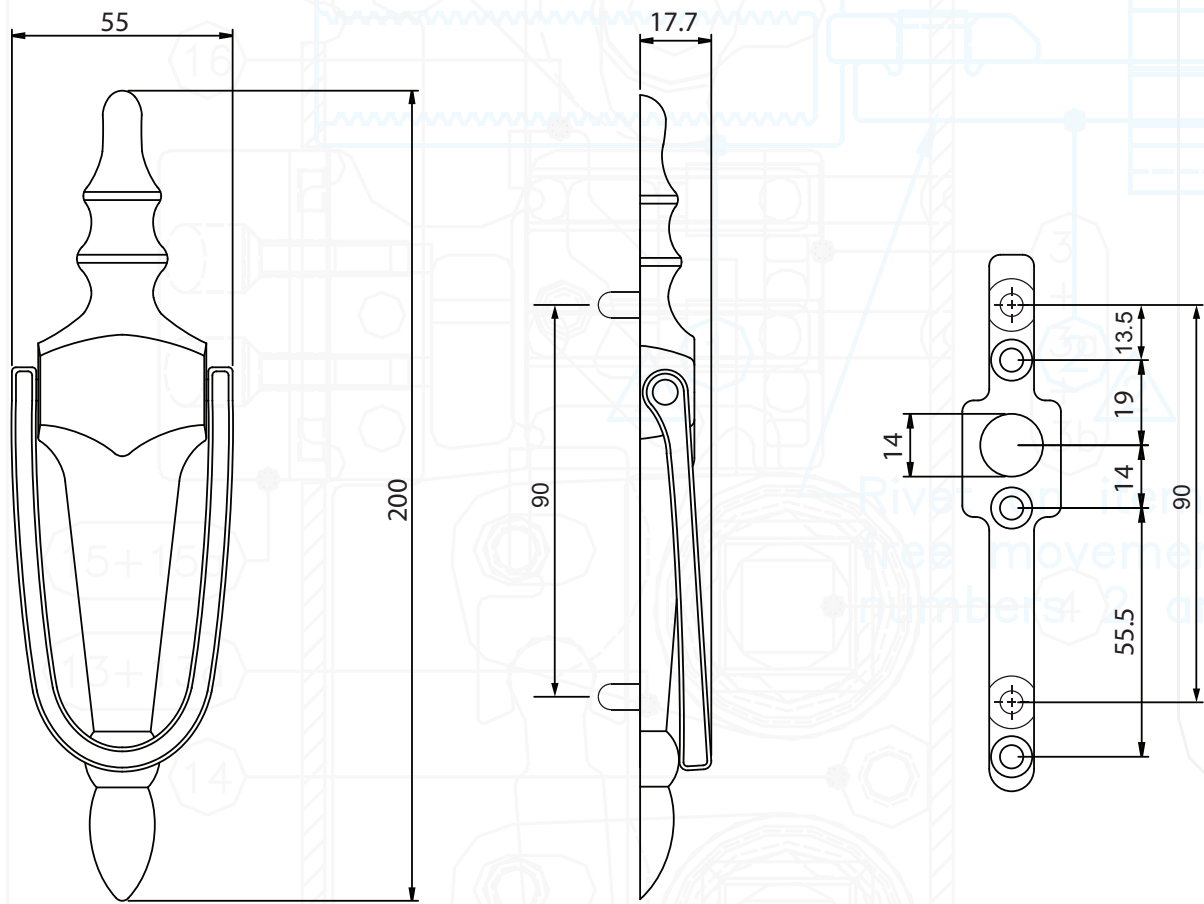
Silver



Gold

Fab&Fix

Nu Victorian Urn Large Slim Face Fix



All dimensions are shown in millimetres

Technical Specification

Designed for PVC-U, Composite and Timber doors

All finishes salt spray tested to 480 hours
(BS EN 1670: Class 5)

Includes fixing bracket

Product Codes

Nu Victorian Urn Large Slim Face Fix

	White	Black	Silver	Gold
Without Spyhole	4A300	4A301	4A302	4A303
With Spyhole	4A350	4A351	4A352	4A353

The P Series

Letters A-F



Features & Benefits


- Designed for Panel, Timber, PVCu and Composite Doors
Flexible use
- Supplied with colour coordinated screws
Perfectly matching hardware, even down to the smallest details
- Classic design with a contemporary twist
Create an elegant and stylish front door



White



Black



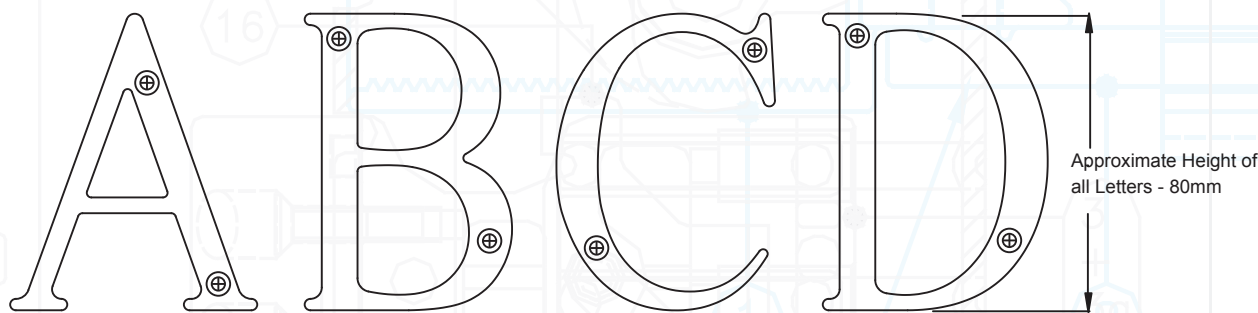
Silver



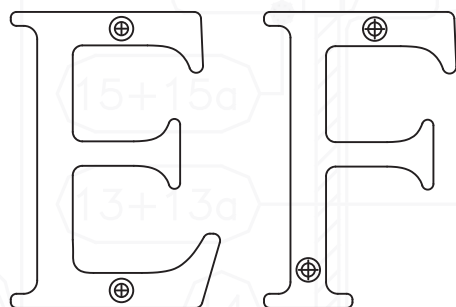
Gold

Fab&Fix

Letters A-F



Approximate Height of
all Letters - 80mm



Standard Width of all letters and
numerals - 4.50mm

2 x Screws Provided Per Letter



Technical Specification

Designed for PVC-U, Composite and Timber doors

All finishes salt spray tested to 480 hours
(BS EN 1670: Class 5)

Includes 2 x 3.5 x 25mm colour coordinated
countersunk flat head screws

Product Codes

Letters A-F

Letter	White	Black	Silver	Gold
A	4B000	4B001	4B002	4B003
B	4B050	4B051	4B052	4B053
C	4B100	4B101	4B102	4B103
D	4B150	4B151	4B152	4B153
E	4B200	4B201	4B202	4B203
F	4B250	4B251	4B252	4B253

The P Series

Numbers 0-9



Features & Benefits


- Designed for Panel, Timber, PVCu and Composite Doors
Flexible use
- Supplied with colour coordinated screws
Perfectly matching hardware, even down to the smallest details
- Classic design with a contemporary twist
Create an elegant and stylish front door



White



Black



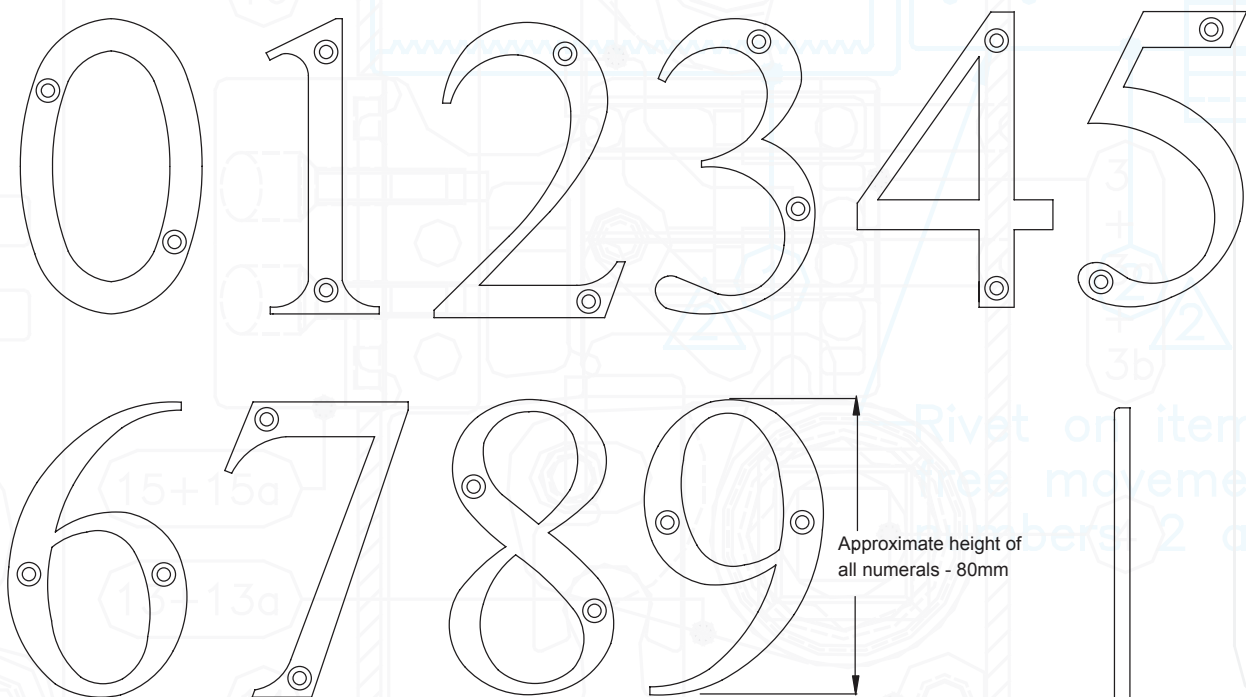
Silver



Gold

Fab&Fix

Numbers 0-9



2 x Screws Provided Per Numeral



Standard width of all letters and numerals - 4.50mm

Technical Specification

Designed for PVC-U, Composite and Timber doors

All finishes salt spray tested to 480 hours
(BS EN 1670: Class 5)

Includes 2 x 3.5 x 25mm colour coordinated
countersunk flat head screws

Product Codes

Numbers 0-9

Number	White	Black	Silver	Gold
0	4B300	4B301	4B302	4B303
1	4B350	4B351	4B352	4B353
2	4B400	4B401	4B402	4B403
3	4B450	4B451	4B452	4B453
4	4B500	4B501	4B502	4B503
5	4B550	4B551	4B552	4B553
6 or 9	4B600	4B601	4B602	4B603
7	4B650	4B651	4B652	4B653
8	4B700	4B701	4B702	4B703

The P Series

Drip Bar



Features & Benefits


- Designed for Panel, Timber, PVCu and Composite Doors
Flexible use
- Supplied with colour coordinated screws
Perfectly matching hardware, even down to the smallest details
- Fits door widths up to 900mm
Easily croppable to suit all common door sizes
- Supplied with black end caps
Safely finish installation



White



Black




Silver



Gold

Fab&Fix

Drip Bar



Technical Specification

Designed for PVC-U, Composite and Timber doors

All finishes salt spray tested to 480 hours
(BS EN 1670: Class 5)

Product Codes

Drip Bar

White	Black	Silver	Gold
4D000	4D001	4D002	4D003

The E Series

Elegance  Endurance

- Die cast zinc construction
- Over 160 products
- Every product available in 8 perfectly matching finishes

The Connoisseur

The handle that started it all

When Fab&Fix set out to develop the ultimate in window and door hardware, the Connoisseur inline espag handle was the first result.

True to our principles of Form & Function, its technical excellence was matched by the first sweeping curves seen on a product of this type. Only available in white at launch, it's become a testament to the longevity of our design.

Now available in inline, offset and cranked variants, in a wide range of colour finishes, over 15 million Connoisseur handles are installed in homes around the world.



The Connoisseur

Key clicks into place and won't fall out, even when pivoting the lever

Solid die-cast construction gives a sturdy feel

Long handle with 50mm window clearance for easy operation

Patented bi-material cover caps with colour co-ordinated finish

Classic design with a contemporary twist

Heavy duty sprung latching wedge gives a positive click on closing

40mm slotted spindle available for easy cropping


The E Series

Connoisseur Inline Locking



Features & Benefits


- Solid die cast zinc construction
Heavyweight handle with sturdy feel
- Heavy duty sprung latching wedge
Positive click on closing
- Long handle with 43mm window clearance
Greater leverage and easy to operate without catching a hand on the window
- Classic design with a contemporary twist
Create an elegant and stylish window
- Patented cover caps with colour coordinated finish
Perfectly matching components, even down to the smallest details




Hardex
Chrome




Hardex
Satin



Hardex
Bronze



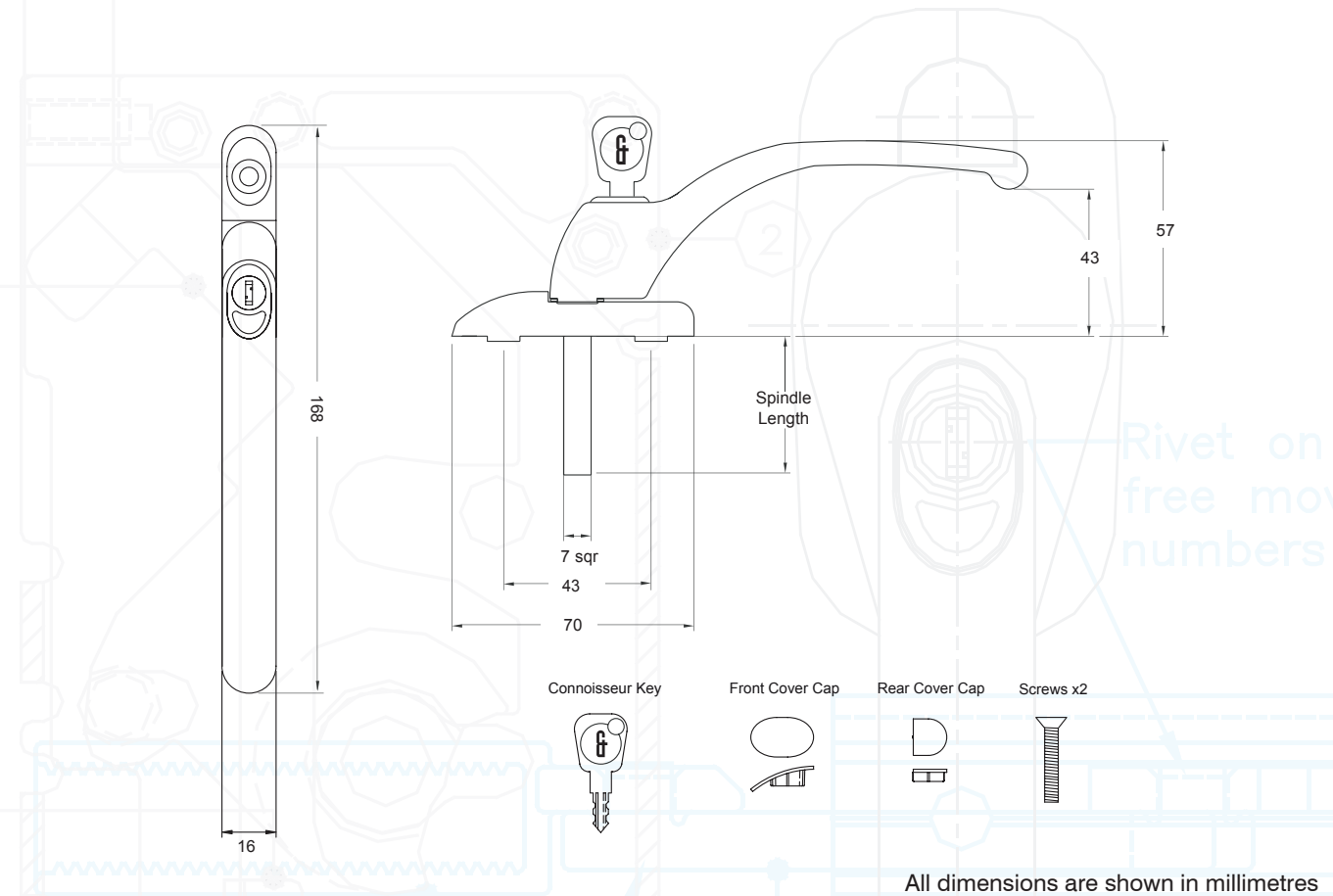
Hardex
Smoke



Hardex
Gold

Fab&Fix

Connoisseur Inline Locking



Additional Benefits

- **Secured by Design**
Additional peace of mind
- **Key clicks into place when inserted**
Won't fall out of the lock, even when pivoting the lever
- **Slotted spindle (40mm version only)**
Allows cropping to 5mm increments

Technical Specification

Designed for PVC-U and Timber windows
Certified to BS 7950: 1997
All finishes salt spray tested to 480 hours
(BS EN 1670:Class 5)
Tested to 50,000 cycles

Product Codes

Connoisseur Inline Locking


Spindle	Hardex Chrome	Hardex Satin	Hardex Bronze	Hardex Smoke	Hardex Gold
10mm	0C021	0C022	0C023	0C024	0C025
15mm	0C041	0C042	0C043	0C044	0C045
20mm	0C061	0C062	0C063	0C064	0C065
25mm	0C081	0C082	0C083	0C084	0C085
30mm	0C101	0C102	0C103	0C104	0C105
35mm	0C121	0C122	0C123	0C124	0C125
40mm	0C141	0C142	0C143	0C144	0C145

Connoisseur Inline Non-Locking




Features & Benefits

- Solid die cast zinc construction
Heavyweight handle with sturdy feel
- Heavy duty sprung latching wedge
Positive click on closing
- Long handle with 43mm window clearance
Greater leverage and easy to operate without catching a hand on the window
- Classic design with a contemporary twist
Create an elegant and stylish window
- Patented cover caps with colour coordinated finish
Perfectly matching components, even down to the smallest details




Hardex
Chrome




Hardex
Satin



Hardex
Bronze



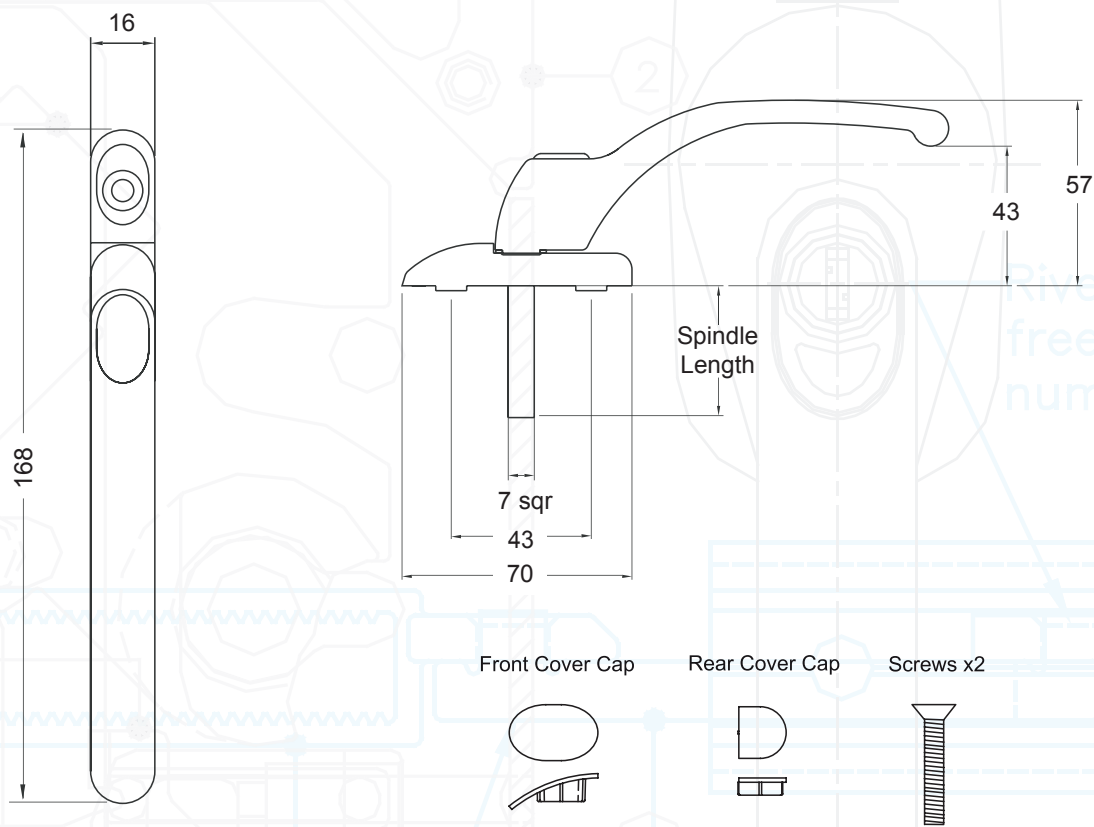
Hardex
Smoke



Hardex
Gold

Fab&Fix

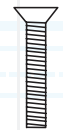
Connoisseur Inline Non-Locking



Front Cover Cap

Rear Cover Cap

Screws x2



All dimensions are shown in millimetres

Additional Benefits

- **Dedicated non-locking handle**
Conforms to building regulations for non-locking windows
- **Slotted spindle (40mm version only)**
Allows cropping to 5mm increments

Technical Specification

Designed for PVC-U and Timber windows

Certified to BS 7950:1997

All finishes salt spray tested to 480 hours
(BS EN 1670: Class 5)

Tested to 50,000 cycles

Product Codes

Connoisseur Inline Non-Locking

Spindle	Hardex Chrome	Hardex Satin	Hardex Bronze	Hardex Smoke	Hardex Gold
30mm	0C361	0C362	0C363	0C364	0C365
40mm	0C381	0C382	0C383	0C384	0C385

The E Series

Connoisseur Inline Egress




Features & Benefits

- Solid die cast zinc construction
Heavyweight handle with sturdy feel
- Heavy duty sprung latching wedge
Positive click on closing
- Long handle with 43mm window clearance
Greater leverage and easy to operate without catching a hand on the window
- Green button with illuminous 'cat's-eye' strip
Easier to find in an emergency situation
- Patented cover caps with colour coordinated finish
Perfectly matching components, even down to the smallest details



White




Hardex
Chrome




Hardex
Satin



Hardex
Bronze



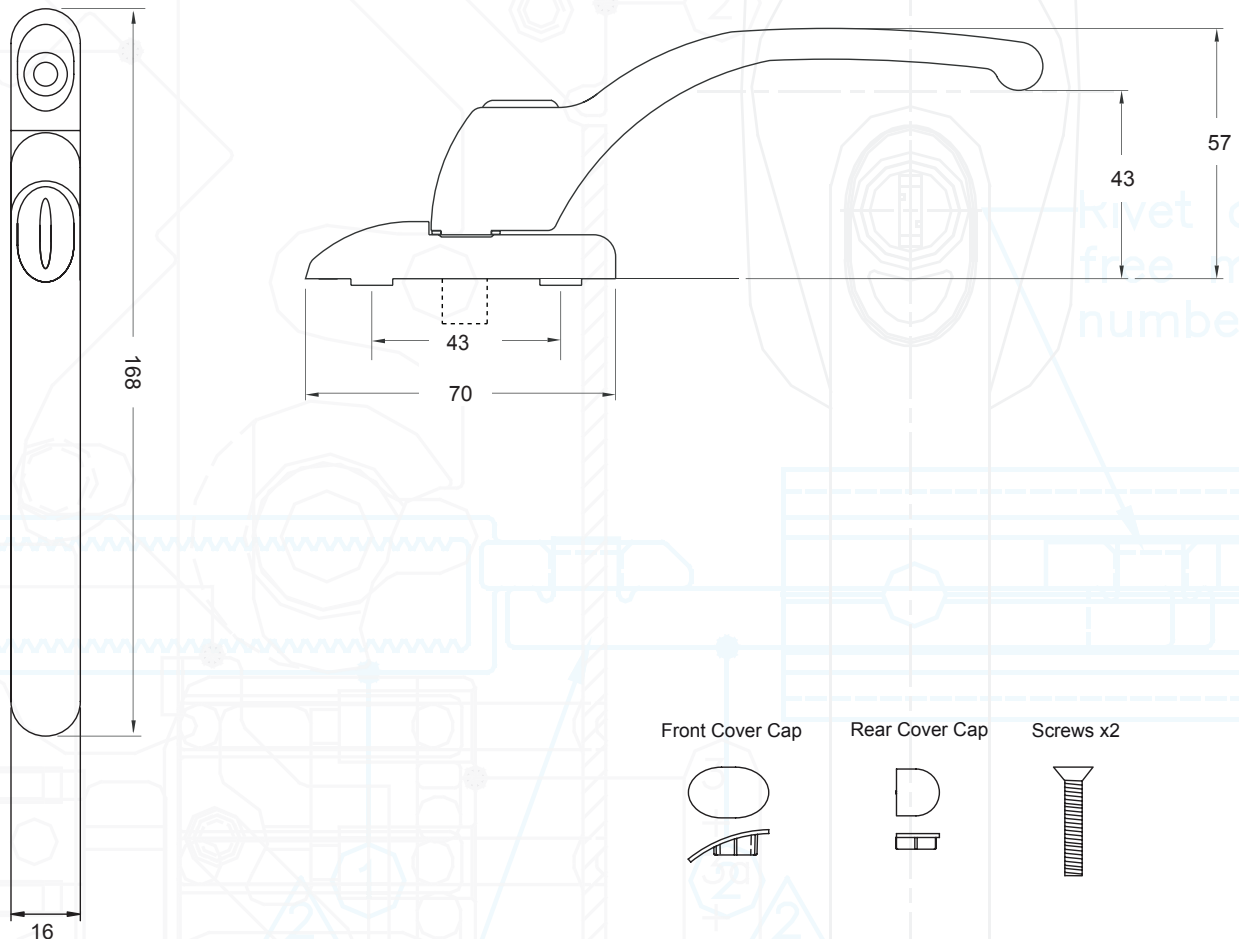
Hardex
Smoke



Hardex
Gold

Fab&Fix

Connoisseur Inline Egress




Front Cover Cap



Rear Cover Cap



Screws x2



All dimensions are shown in millimetres

Additional Benefits

- **Classic design with a contemporary twist**
Create an elegant and stylish window
- **Dedicated non-locking handle**
Conforms to building regulations for non-locking windows

Technical Specification

Designed for PVC-U and Timber windows

Certified to BS 7950: 1997

All finishes salt spray tested to 480 hours
(BS EN 1670: Class 5)

Tested to 50,000 cycles

Product Codes


This is a special order item, please contact us for product codes

Connoisseur Offset Locking



Features & Benefits


- Solid die cast zinc construction
Heavyweight handle with sturdy feel
- Heavy duty sprung latching wedge
Positive click on closing
- Long handle with 43mm window clearance
Greater leverage and easy to operate without catching a hand on the window
- Classic design with a contemporary twist
Create an elegant and stylish window
- Patented cover caps with colour coordinated finish
Perfectly matching components, even down to the smallest details




Hardex
Chrome




Hardex
Satin



Hardex
Bronze



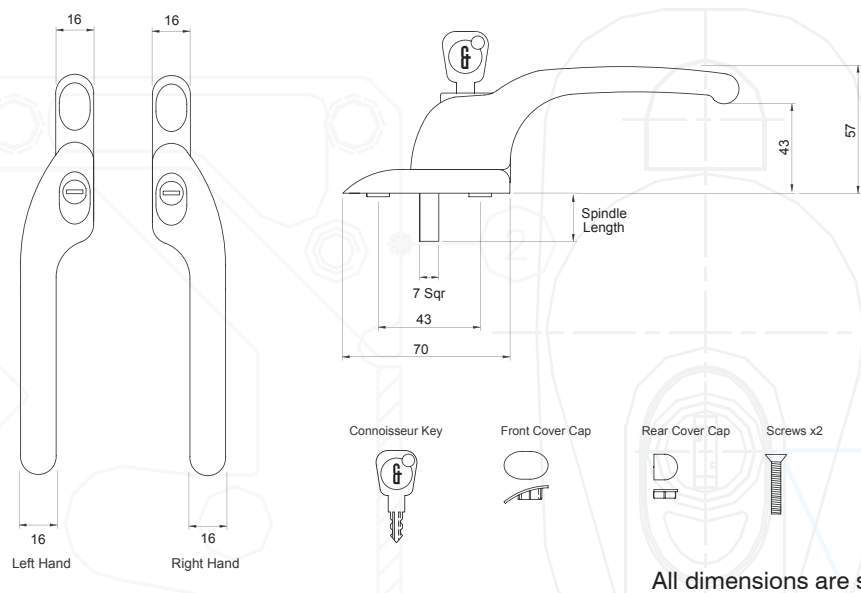
Hardex
Smoke



Hardex
Gold

Fab&Fix

Connoisseur Offset Locking



Additional Benefits

- **Secured by Design**
Additional peace of mind
- **Key clicks into place when inserted**
Won't fall out of the lock, even when pivoting the lever
- **Slotted spindle (40mm version only)**
Allows cropping to 5mm increments

Technical Specification

Designed for PVC-U and Timber windows
Certified to BS 7950: 1997
All finishes salt spray tested to 480 hours
(BS EN 1670: Class 5)
Tested to 50,000 cycles

Product Codes

Connoisseur Offset Locking Right Handed

Spindle	Hardex Chrome	Hardex Satin	Hardex Bronze	Hardex Smoke	Hardex Gold
10mm	0D021	0D022	0D023	0D024	0D025
15mm	0D041	0D042	0D043	0D044	0D045
20mm	0D061	0D062	0D063	0D064	0D065
25mm	0D081	0D082	0D083	0D084	0D085
30mm	0D101	0D102	0D103	0D104	0D105
35mm	0D121	0D122	0D123	0D124	0D125
40mm	0D141	0D142	0D143	0D144	0D145

Connoisseur Offset Locking Left Handed


Spindle	Hardex Chrome	Hardex Satin	Hardex Bronze	Hardex Smoke	Hardex Gold
10mm	0D321	0D322	0D323	0D324	0D325
15mm	0D341	0D342	0D343	0D344	0D345
20mm	0D361	0D362	0D363	0D364	0D365
25mm	0D381	0D382	0D383	0D384	0D385
30mm	0D401	0D402	0D403	0D404	0D405
35mm	0D421	0D422	0D423	0D424	0D425
40mm	0D441	0D442	0D443	0D444	0D445

Connoisseur Offset Non-Locking




Features & Benefits


- Solid die cast zinc construction
Heavyweight handle with sturdy feel
- Heavy duty sprung latching wedge
Positive click on closing
- Long handle with 43mm window clearance
Greater leverage and easy to operate without catching a hand on the window
- Classic design with a contemporary twist
Create an elegant and stylish window
- Patented cover caps with colour coordinated finish
Perfectly matching components, even down to the smallest details




Hardex
Chrome




Hardex
Satin



Hardex
Bronze



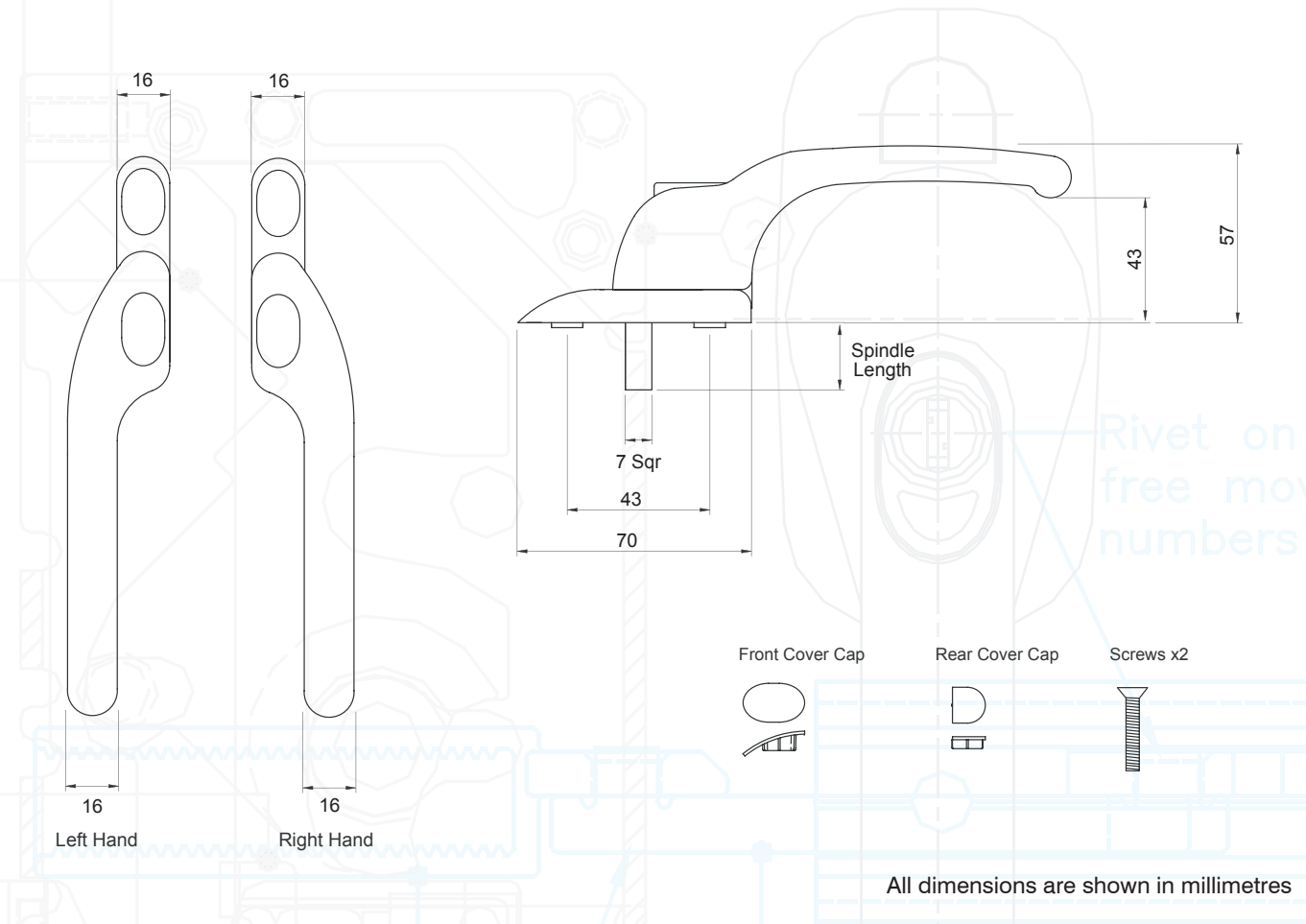
Hardex
Smoke



Hardex
Gold

Fab&Fix

Connoisseur Offset Non-Locking



Additional Benefits

- **Dedicated non-locking handle**
Conforms to building regulations for non-locking windows
- **Slotted spindle (40mm version only)**
Allows cropping to 5mm increments

Technical Specification

Designed for PVC-U and Timber windows
Certified to BS 7950: 1997
All finishes salt spray tested to 480 hours
(BS EN 1670: Class 5)
Tested to 50,000 cycles

Product Codes

Connoisseur Offset Non-Locking Right Handed

Spindle	Hardex Chrome	Hardex Satin	Hardex Bronze	Hardex Smoke	Hardex Gold
30mm	0D661	0D662	0D663	0D664	0D665
40mm	0D681	0D682	0D683	0D684	0D685

Connoisseur Offset Non-Locking Left Handed


Spindle	Hardex Chrome	Hardex Satin	Hardex Bronze	Hardex Smoke	Hardex Gold
30mm	0D811	0D812	0D813	0D814	0D815
40mm	0D831	0D832	0D833	0D834	0D835

Connoisseur Offset Egress




Features & Benefits


- Solid die cast zinc construction
Heavyweight handle with sturdy feel
- Heavy duty sprung latching wedge
Positive click on closing
- Long handle with 43mm window clearance
Greater leverage and easy to operate without catching a hand on the window
- Patented cover caps with colour coordinated finish
Perfectly matching components, even down to the smallest details
- Green button with illuminous 'cat's-eye' strip
Easier to find in an emergency situation



White




Hardex
Chrome




Hardex
Satin



Hardex
Bronze



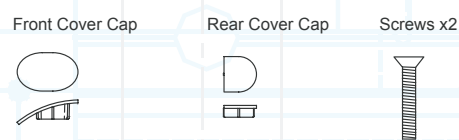
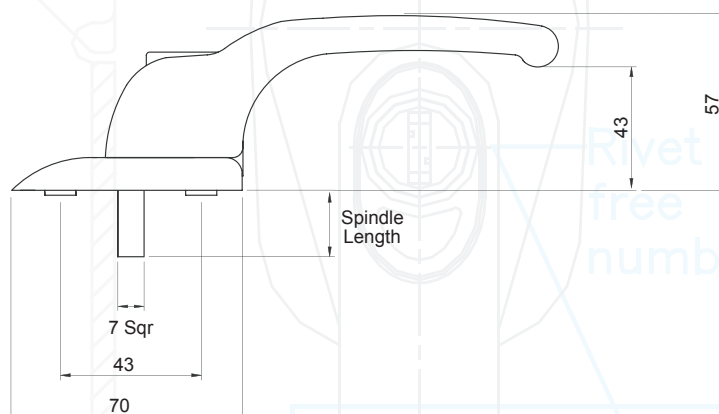
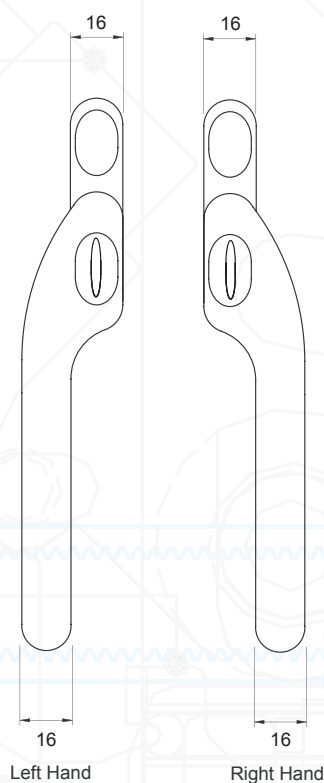
Hardex
Smoke



Hardex
Gold

Fab&Fix

Connoisseur Offset Egress



All dimensions are shown in millimetres

Additional Benefits

- **Dedicated non-locking handle**
Conforms to building regulations for non-locking windows
- **Classic design with a contemporary twist**
Create an elegant and stylish window

Technical Specification

Designed for PVC-U and Timber windows

Certified to BS 7950: 1997

All finishes salt spray tested to 480 hours
(BS EN 1670: Class 5)

Tested to 50,000 cycles

Product Codes

This is a special order item, please contact us for product codes

The E Series

Connoisseur Cranked Locking




Features & Benefits


- Solid die cast zinc construction
Heavyweight handle with sturdy feel
- Heavy duty sprung latching wedge
Positive click on closing
- Long handle with 43mm window clearance
Greater leverage and easy to operate without catching a hand on the window
- Classic design with a contemporary twist
Create an elegant and stylish window
- Patented cover caps with colour coordinated finish
Perfectly matching components, even down to the smallest details



White




Hardex
Chrome




Hardex
Satin



Hardex
Bronze



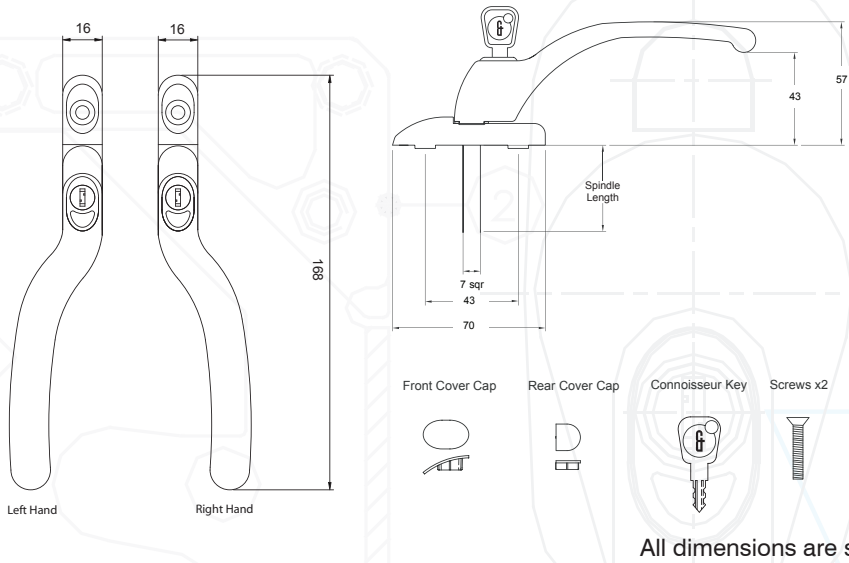
Hardex
Smoke



Hardex
Gold

Fab&Fix

Connoisseur Cranked Locking



Additional Benefits

- **Secured by Design**
Additional peace of mind
- **Key clicks into place when inserted**
Won't fall out of the lock, even when pivoting the lever
- **Slotted spindle (40mm version only)**
Allows cropping to 5mm increments

Technical Specification

Designed for PVC-U and Timber windows

Certified to BS 7950: 1997

All finishes salt spray tested to 480 hours
(BS EN 1670: Class 5)

Tested to 50,000 cycles

Product Codes

Connoisseur Cranked Locking Right Handed

Spindle	White	Hardex Chrome	Hardex Satin	Hardex Bronze	Hardex Smoke	Hardex Gold
10mm	0F020	0F021	0F022	0F023	0F024	0F025
15mm	0F040	0F041	0F042	0F043	0F044	0F045
20mm	0F060	0F061	0F062	0F063	0F064	0F065
25mm	0F080	0F081	0F082	0F083	0F084	0F085
30mm	0F100	0F101	0F102	0F103	0F104	0F105
35mm	0F120	0F121	0F122	0F123	0F124	0F125
40mm	0F140	0F141	0F142	0F143	0F144	0F145

Connoisseur Cranked Locking Left Handed

Spindle	White	Hardex Chrome	Hardex Satin	Hardex Bronze	Hardex Smoke	Hardex Gold
10mm	0F320	0F321	0F322	0F323	0F324	0F325
15mm	0F340	0F341	0F342	0F343	0F344	0F345
20mm	0F360	0F361	0F362	0F363	0F364	0F365
25mm	0F380	0F381	0F382	0F383	0F384	0F385
30mm	0F400	0F401	0F402	0F403	0F404	0F405
35mm	0F420	0F421	0F422	0F423	0F424	0F425
40mm	0F440	0F441	0F442	0F443	0F444	0F445

Connoisseur Cranked Non-Locking




Features & Benefits

- Solid die cast zinc construction
Heavyweight handle with sturdy feel
- Heavy duty sprung latching wedge
Positive click on closing
- Long handle with 43mm window clearance
Greater leverage and easy to operate without catching a hand on the window
- Classic design with a contemporary twist
Create an elegant and stylish window
- Patented cover caps with colour coordinated finish
Perfectly matching components, even down to the smallest details



White



Hardex
Chrome




Hardex
Satin



Hardex
Bronze



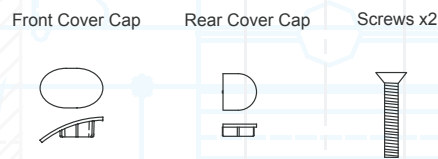
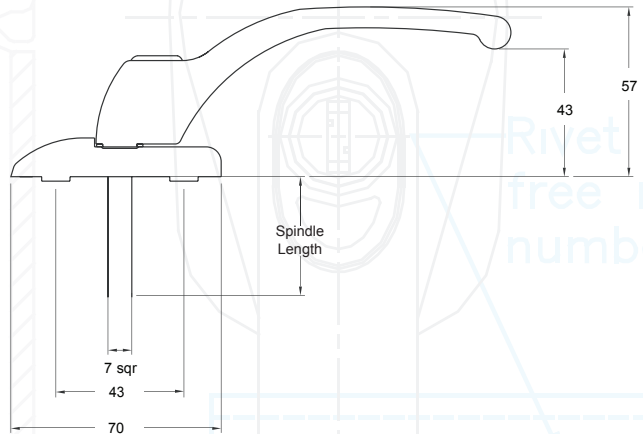
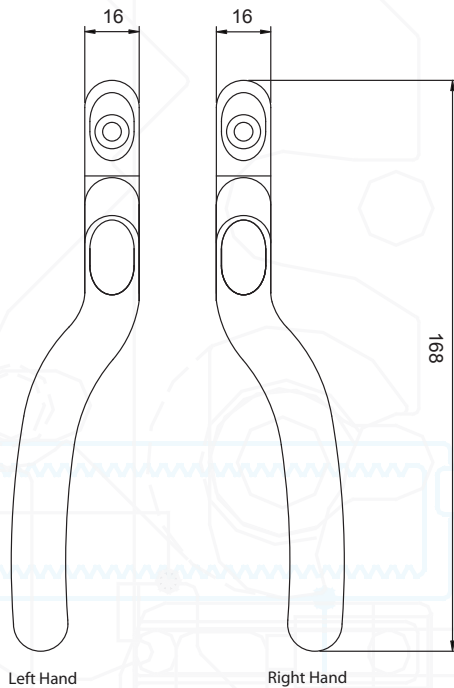
Hardex
Smoke



Hardex
Gold

Fab&Fix

Connoisseur Cranked Non-Locking



All dimensions are shown in millimetres

Additional Benefits

- **Dedicated non-locking handle**
Conforms to building regulations for non-locking windows
- **Slotted spindle (40mm version only)**
Allows cropping to 5mm increments

Technical Specification

Designed for PVC-U and Timber windows

Certified to BS 7950: 1997

All finishes salt spray tested to 480 hours
(BS EN 1670: Class 5)

Tested to 50,000 cycles

Product Codes

This is a special order item, please contact us for product codes

The E Series

Sensei Tilt & Turn Locking




Features & Benefits


- **Handle locks in the closed position**
Locks at 0°, firm hold when at 90° or 180°
- **Solid die cast zinc construction**
Heavyweight handle with sturdy feel
- **Heavy duty sprung latching wedge**
Positive click on closing
- **Long handle with 47mm window clearance**
Greater leverage and easy to operate without catching a hand on the window
- **Classic design with a contemporary twist**
Create an elegant and stylish window
- **Patented cover caps with colour coordinated finish**
Perfectly matching components, even down to the smallest details



White




Hardex
Chrome




Hardex
Satin



Hardex
Bronze



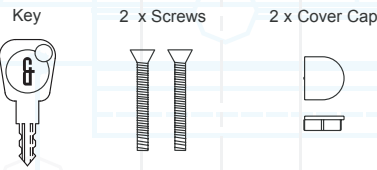
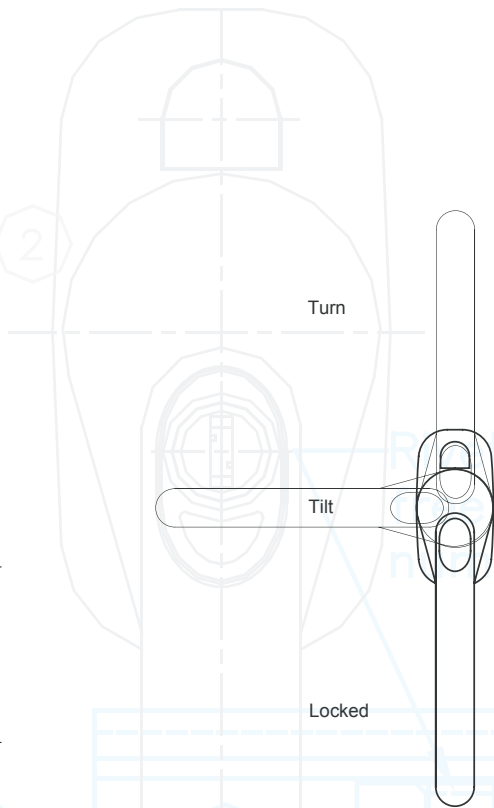
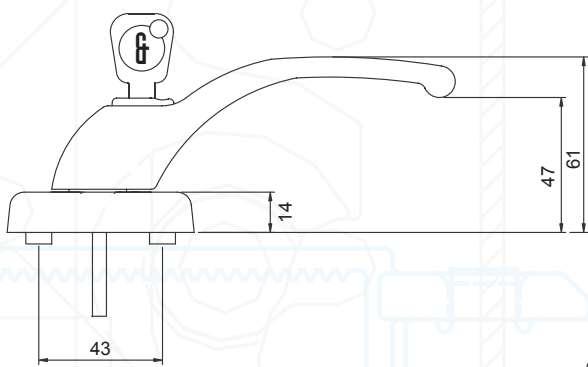
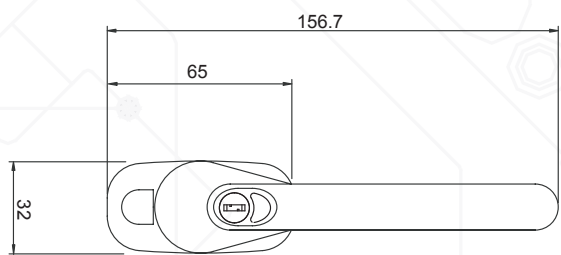
Hardex
Smoke



Hardex
Gold

Fab&Fix

Sensei Tilt & Turn Locking



All dimensions are shown in millimetres

Additional Benefits

- **Secured by Design**
Additional peace of mind
- **Key clicks into place when inserted**
Won't fall out of the lock, even when pivoting the lever
- **Slotted spindle (40mm version only)**
Allows cropping to 5mm increments

Technical Specification

Designed for PVC-U, aluminium and timber windows

Certified to BS 7950: 1997

All finishes salt spray tested to 480 hours
(BS EN 1670: Class 5)

Tested to 50,000 cycles

Product Codes

Sensei Tilt & Turn Locking

Size	White	Hardex Chrome	Hardex Satin	Hardex Bronze	Hardex Smoke	Hardex Gold
35mm	0G120	0G121	0G122	0G123	0G124	0G125
40mm	0G140	0G141	0G142	0G143	0G144	0G145
45mm	0G160	0G161	0G162	0G163	0G164	0G165

The E Series

Sensei Tilt Lock & Turn




Features & Benefits

- **Handle locks in both the closed position and the tilt position**
Provides additional safety by preventing unwanted change in window position
- **Solid die cast zinc construction**
Heavyweight handles with sturdy feel
- **Heavy duty-sprung latching wedge**
Positive click on closing
- **Long handle with 51mm window clearance**
Greater leverage and easy to operate without catching a hand on the window
- **Patented cover caps with colour coordinated finish**
Perfectly matching components, even down to the smallest details



White




Hardex
Chrome



Hardex
Satin



Hardex
Bronze



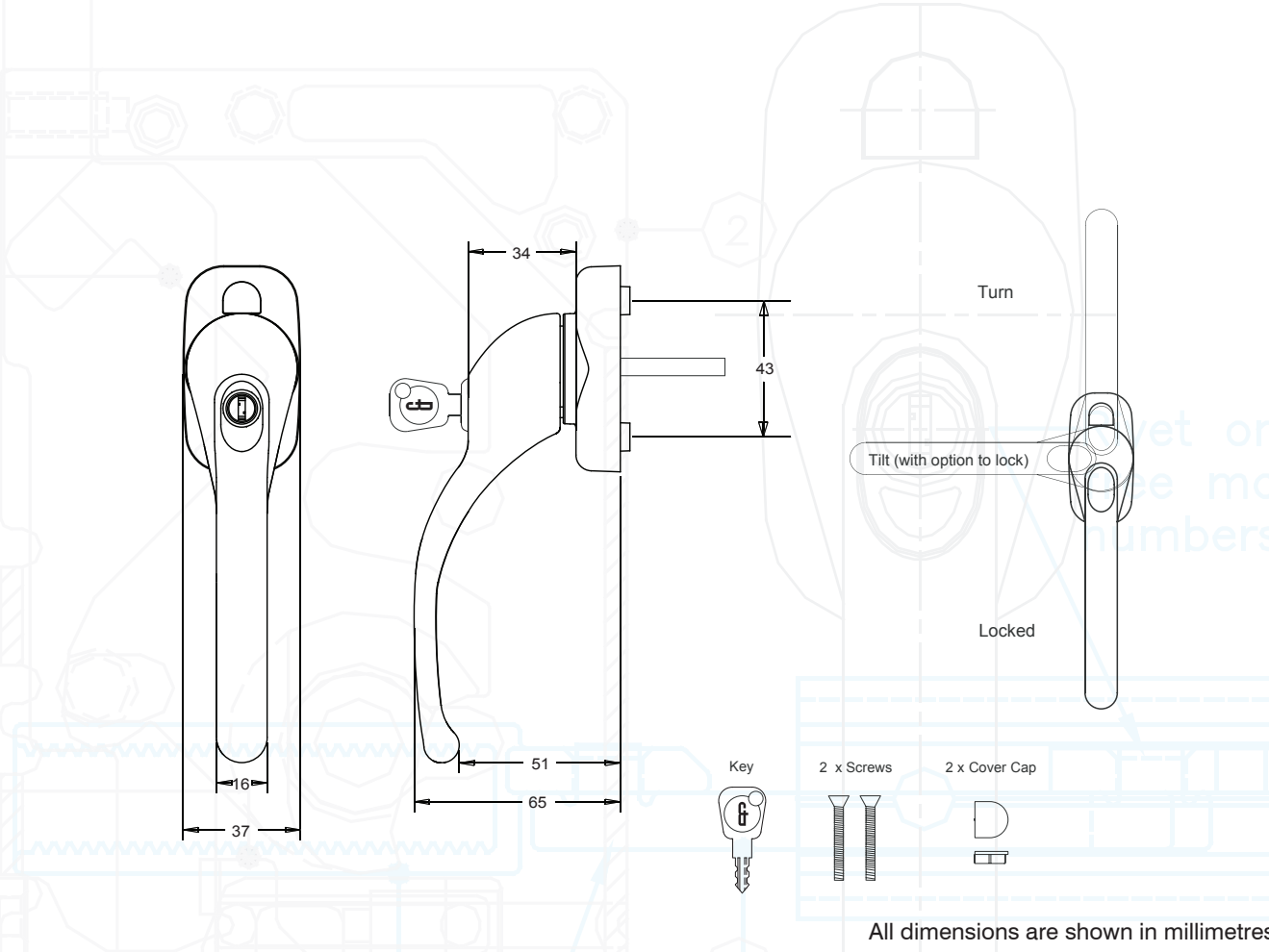
Hardex
Smoke



Hardex
Gold

Fab&Fix

Sensei Tilt Lock & Turn



Additional Benefits

- **Secured by Design**
Additional peace of mind
- **Key clicks into place when inserted**
Won't fall out of the lock, even when pivoting the lever
- **Operating instructions available on request**
Instructions available for the end user

Technical Specification

Designed for PVC-U, aluminium and timber windows

Certified to BS 7950: 1997

All finishes salt spray tested to 480 hours (BS EN 1670: Class 5)

Tested to 50,000 cycles

Product Codes

Sensei Tilt Lock & Turn

Size	White	Hardex Chrome	Hardex Satin	Hardex Bronze	Hardex Smoke	Hardex Gold
35mm	0G420	0G421	0G422	0G423	0G424	0G425
40mm	0G440	0G441	0G442	0G443	0G444	0G445
45mm	0G460	0G461	0G462	0G463	0G464	0G465

The E Series

Virtuoso



Features & Benefits


- Contemporary window handle to suit traditional steel window locking systems
Give a stylish edge to classic windows
- Solid die cast zinc construction
Heavyweight handles with sturdy feel
- Heavy duty sprung latching wedge
Positive click on closing
- Long handle with 54mm window clearance
Greater leverage and easy to operate without catching a hand on the window
- Patented cover caps with colour coordinated finish
Perfectly matching components, even down to the smallest details




White




Hardex
Chrome




Hardex
Satin



Hardex
Bronze



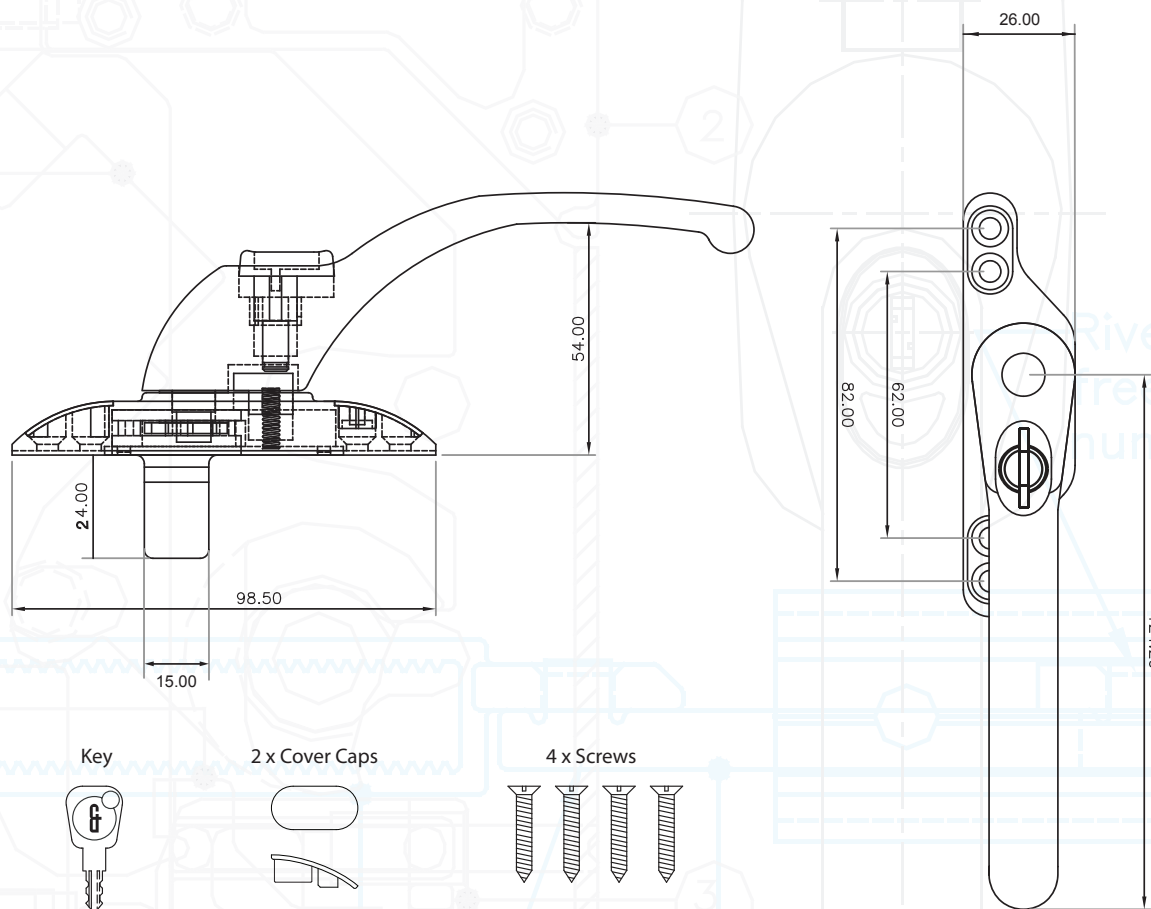
Hardex
Smoke



Hardex
Gold

Fab&Fix

Virtuoso



All dimensions are shown in millimetres

Additional Benefits

- Key clicks into place when inserted
Won't fall out of the lock, even when pivoting the lever

Technical Specification

Designed for Steel and Aluminium windows
Certified to BS 7950: 1997
All finishes salt spray tested to 480 hours
(BS EN 1670: Class 5)
Tested to 50,000 cycles

Product Codes

Virtuoso

	White	Hardex Chrome	Hardex Satin	Hardex Bronze	Hardex Smoke	Hardex Gold
Right Hand	0K000	0K001	0K002	0K003	0K004	0K005
Left Hand	0K100	0K101	0K102	0K103	0K104	0K105

The E Series

Guru Locking




Features & Benefits


- Solid die cast zinc construction
Heavyweight handles with sturdy feel
- Heavy duty-sprung latching wedge
Positive click on closing
- Classic design with a contemporary twist
Create an elegant and stylish window
- Patented cover caps with colour
coordinated finish
Perfectly matching components, even down to
the smallest details



White




Hardex
Chrome




Hardex
Satin



Hardex
Bronze



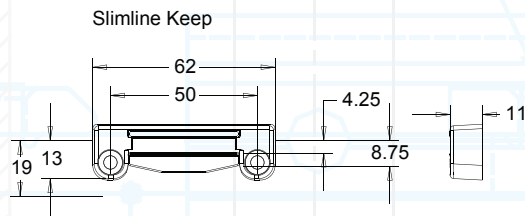
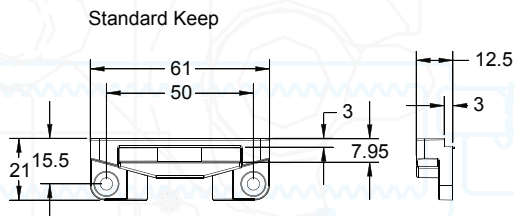
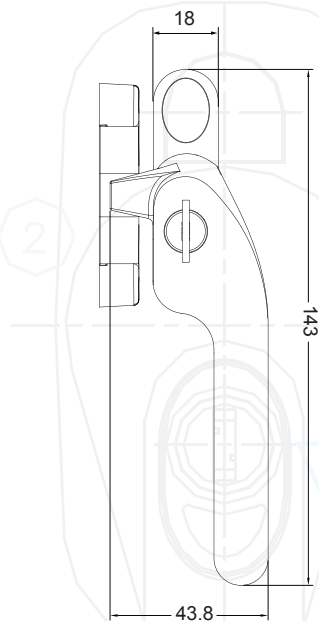
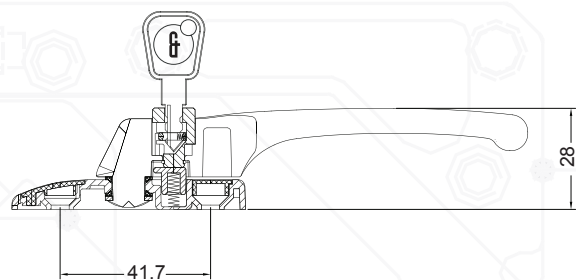
Hardex
Smoke



Hardex
Gold

Fab&Fix

Guru Locking



All dimensions are shown in millimetres

Additional Benefits

- Key clicks into place when inserted
Won't fall out of the lock, even when pivoting the lever
- Slimline and standard keeps available
Compatible with various frame section configurations

Technical Specification

Designed for Timber windows

Certified to BS 7950: 1997

All finishes salt spray tested to 480 hours
(BS EN 1670: Class 5)

Tested to 50,000 cycles

Product Codes

Guru Locking

	White	Hardex Chrome	Hardex Satin	Hardex Bronze	Hardex Smoke	Hardex Gold
Right Handed	0H000	0H001	0H002	0H003	0H004	0H005
Left Handed	0H100	0H101	0H102	0H103	0H104	0H105

Keeps

	White	Hardex Chrome	Hardex Satin	Hardex Bronze	Hardex Smoke	Hardex Gold
Standard	0H400	0H401	0H402	0H403	0H404	0H405
Slim	0H500	0H501	0H502	0H503	0H504	0H505

The E Series

Guru Non-Locking




Features & Benefits

- Solid die cast zinc construction
Heavyweight handles with sturdy feel
- Classic design with a contemporary twist
Create an elegant and stylish window
- Patented cover caps with colour
coordinated finish
Perfectly matching components, even down to
the smallest details



White




Hardex
Chrome




Hardex
Satin



Hardex
Bronze



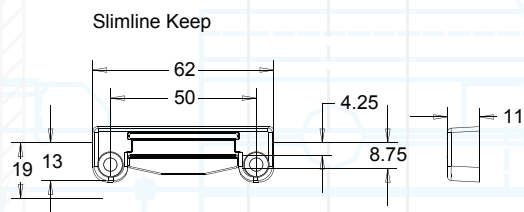
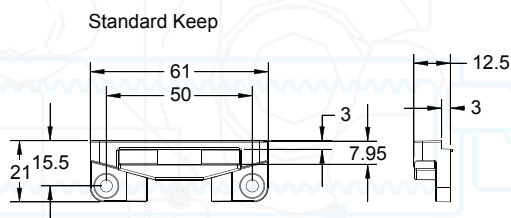
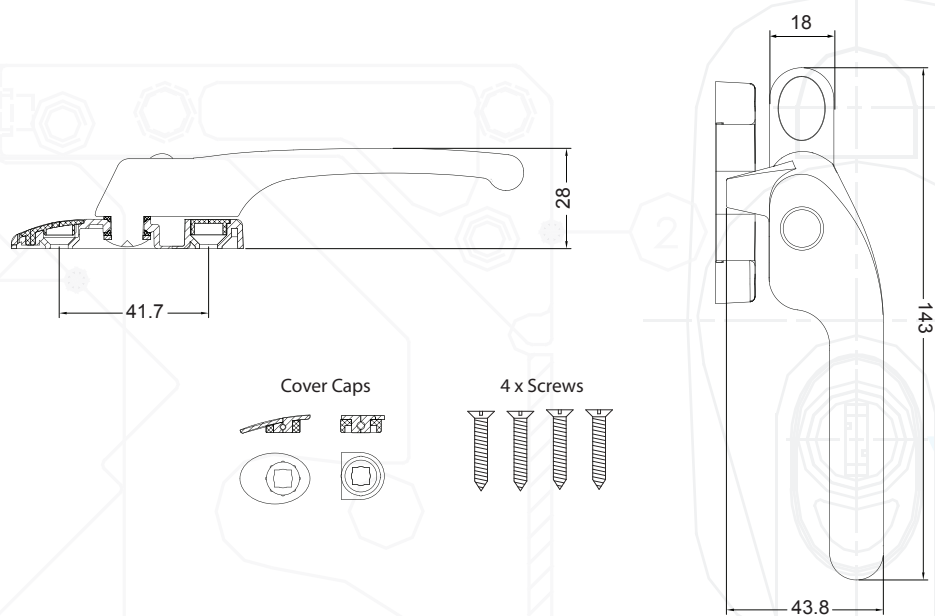
Hardex
Smoke



Hardex
Gold

Fab&Fix

Guru Non-Locking



All dimensions are shown in millimetres

Additional Benefits

- **Dedicated non-locking handle**
Conforms to building regulations for non-locking windows
- **Slimline and standard keeps available**
Compatible with various frame section configurations

Technical Specification

Designed for Timber windows

Certified to BS 7950: 1997

All finishes salt spray tested to 480 hours
(BS EN 1670: Class 5)

Tested to 50,000 cycles

Product Codes

Guru Non-Locking

	White	Hardex Chrome	Hardex Satin	Hardex Bronze	Hardex Smoke	Hardex Gold
Right Handed	0H200	0H201	0H202	0H203	0H204	0H205
Left Handed	0H300	0H301	0H302	0H303	0H304	0H305

Keeps

	White	Hardex Chrome	Hardex Satin	Hardex Bronze	Hardex Smoke	Hardex Gold
Standard	0H400	0H401	0H402	0H403	0H404	0H405
Slim	0H500	0H501	0H502	0H503	0H504	0H505

The E Series

Craftsman Casement Fastener Locking




Features & Benefits

- Solid die cast zinc construction
Heavyweight handles with sturdy feel
- Classic design with a contemporary twist
Create an elegant and stylish window
- Matching casement stay available
Perfectly matching hardware for every application
- Supplied with colour matching screws
Perfectly matching hardware even down to the smallest details



White




Hardex
Chrome



Hardex
Satin



Hardex
Bronze



Hardex
Smoke



Hardex
Gold

Fab&Fix

Technical drawing of a door handle assembly, showing three views: front, side, and top, along with a key.

Front View (Left): Shows the handle's profile. Dimensions include a total width of 28, a mounting plate width of 19, and a mounting hole diameter of 25.

Side View (Middle): Shows the handle's side profile. Dimensions include a total width of 18.5, a mounting plate width of 28, and a total height of 133.

Top View (Right): Shows the handle's top profile. Dimensions include a total width of 42.00, a mounting plate width of 32.00, a mounting hole diameter of 14.00, a mounting hole offset of 9.00, a mounting hole diameter of 12.00, a mounting hole offset of 4.40, a mounting hole diameter of 8.00, a mounting hole offset of 10.00, a mounting hole diameter of 14.00, a mounting hole offset of 6.00, a mounting hole diameter of 1.50, a mounting hole offset of 3.50, a mounting hole diameter of 1.00, and a mounting hole offset of 4.76.

Key: A key with a 90.00° angle and a 4.00 mm width. The key is labeled "Key" and "S".

Our products are subject to continuous development and improvement and we reserve the right to change specifications without prior notice.

The E Series

Craftsman Casement Fastener Non-Locking




Features & Benefits

- Solid die cast zinc construction
Heavyweight handles with sturdy feel
- Classic design with a contemporary twist
Create an elegant and stylish window
- Matching casement stay available
Perfectly matching hardware for every application
- Supplied with colour matching screws
Perfectly matching hardware even down to the smallest details



White




Hardex
Chrome




Hardex
Satin



Hardex
Bronze



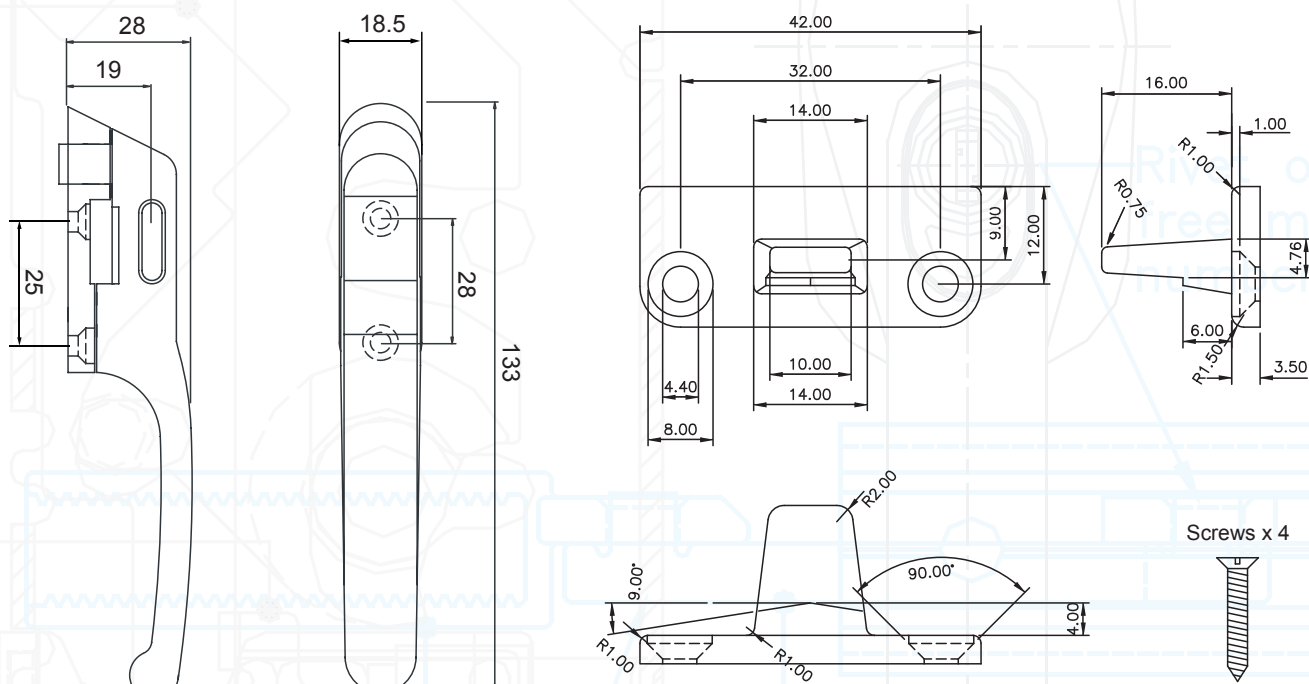
Hardex
Smoke



Hardex
Gold

Fab&Fix

Craftsman Casement Fastener Non-Locking



All dimensions are shown in millimetres

Additional Benefits

- **Dedicated non-locking handle**
Conforms to building regulations for non-locking windows

Technical Specification

Designed for Timber windows
Certified to BS 7950: 1997
All finishes salt spray tested to 480 hours
(BS EN 1670: Class 5)
Tested to 50,000 cycles

Product Codes

Craftsman Casement Fastener Non-Locking

White	Hardex Chrome	Hardex Satin	Hardex Bronze	Hardex Smoke	Hardex Gold
OJ100	OJ101	OJ102	OJ103	OJ104	OJ105

Craftsman Casement Stay Locking




Features & Benefits


- Solid die cast zinc construction
Heavyweight stay bar with sturdy feel
- Matching casement fastener available
Perfectly matching hardware for every application
- Classic design with a contemporary twist
Create an elegant and stylish window
- Supplied with colour coordinated screws
Perfectly matching hardware even down to the smallest details
- Key clicks into place when inserted
Won't fall out of the lock, even when pivoting the stay



White




Hardex
Chrome



Hardex
Satin



Hardex
Bronze



Hardex
Smoke

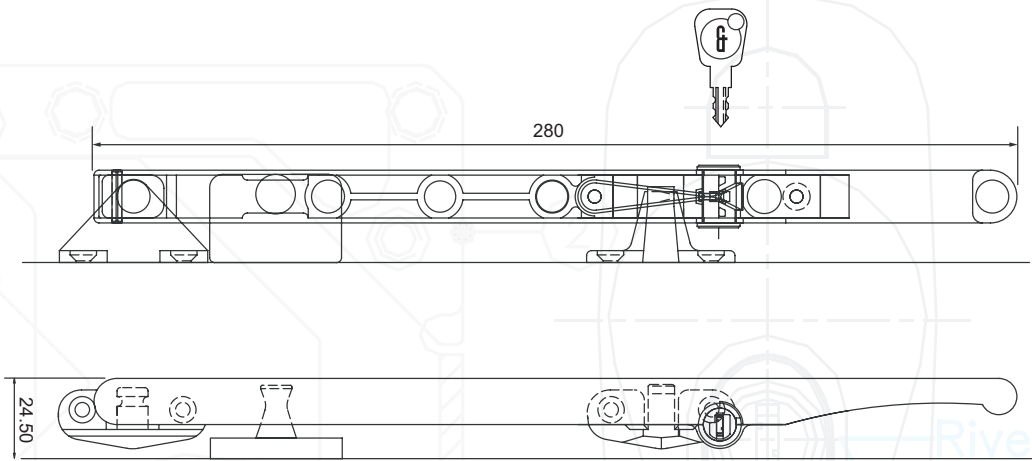


Hardex
Gold

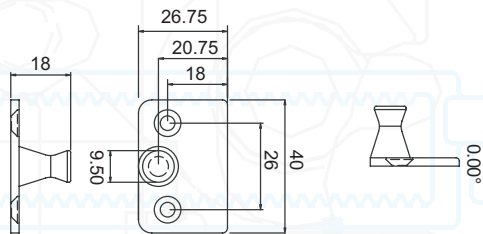
Fab&Fix

Craftsman Casement Stay Locking

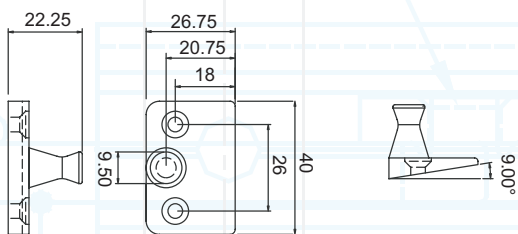
Stay



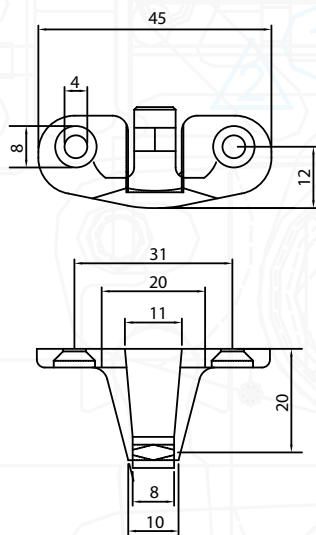
0° Peg Plate



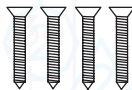
9° Peg Plate



Hook Plate



Screws x 4



All dimensions are shown in millimetres

Technical Specification

Designed for Timber windows
All finishes salt spray tested to 480 hours
(BS EN 1670: Class 5)
Non-handed

Product Codes

Craftsman Casement Stay Locking

White	Hardex Chrome	Hardex Satin	Hardex Bronze	Hardex Smoke	Hardex Gold
0J200	0J201	0J202	0J203	0J204	0J205

Craftsman Casement Stay Non-Locking




Features & Benefits


- Solid die cast zinc construction
Heavyweight stay bar with sturdy feel
- Matching casement fastener available
Perfectly matching hardware for every application
- Classic design with a contemporary twist
Create an elegant and stylish window
- Supplied with colour coordinated screws
Perfectly matching hardware even down to the smallest details



White




Hardex
Chrome



Hardex
Satin



Hardex
Bronze



Hardex
Smoke

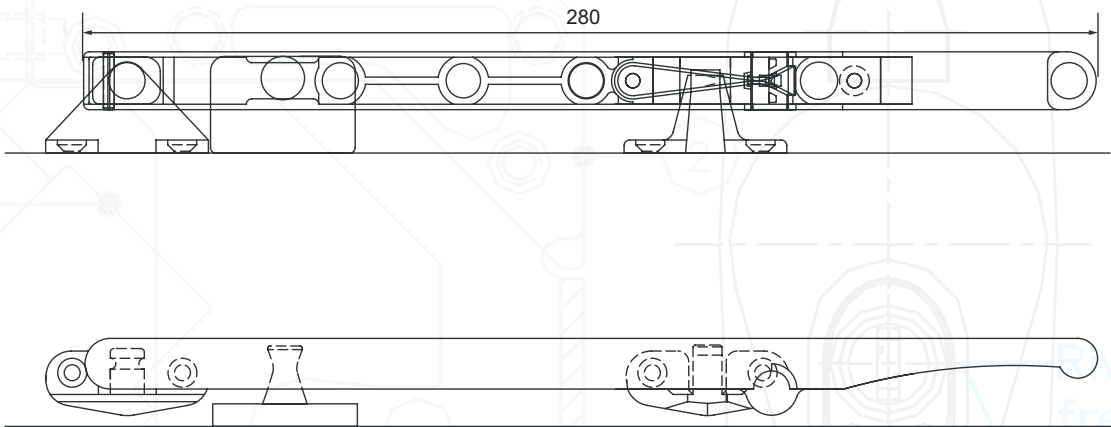


Hardex
Gold

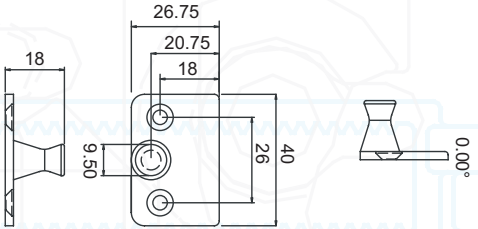
Fab&Fix

Craftsman Casement Stay Non-Locking

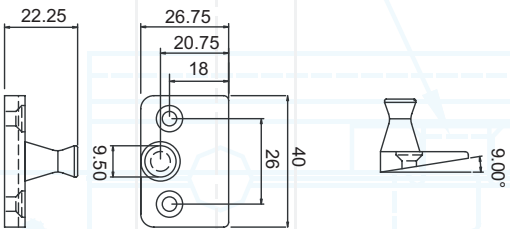
Stay



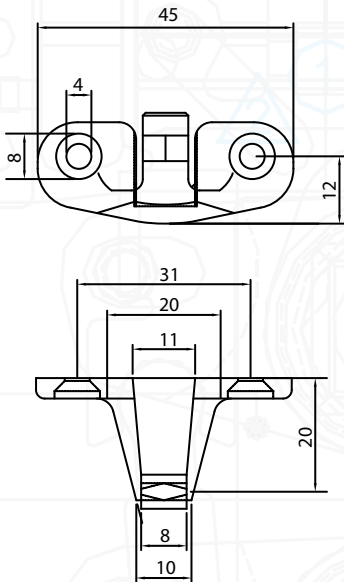
0° Peg Plate



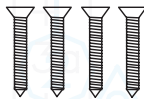
9° Peg Plate



Hook Plate



Screws x 4



All dimensions are shown in millimetres

Technical Specification

Designed for Timber windows

All finishes salt spray tested to 480 hours
(BS EN 1670: Class 5)

Non-handed

Product Codes

Craftsman Casement Stay Non-Locking

White	Hardex Chrome	Hardex Satin	Hardex Bronze	Hardex Smoke	Hardex Gold
OJ300	OJ301	OJ302	OJ303	OJ304	OJ305

Balmoral Inline Lever




External Lever




Internal Lever

Features & Benefits

- Solid die cast zinc construction with heavy duty spring cassette
Sturdy feel and consistent 90 degree lever return
- Sculpted ergonomic lever and low friction nylon bush
Easy to grip and smooth action
- Wide backplate
To suit cylinder guards and accommodate larger cylinder preparation
- Supplied with screw and spindle pack to suit 60-70mm profiles
Everything needed for installation included
- Colour coordinated screw heads
Perfectly matching hardware, even down to the smallest details




Hardex
Chrome




Hardex
Satin



Hardex
Bronze



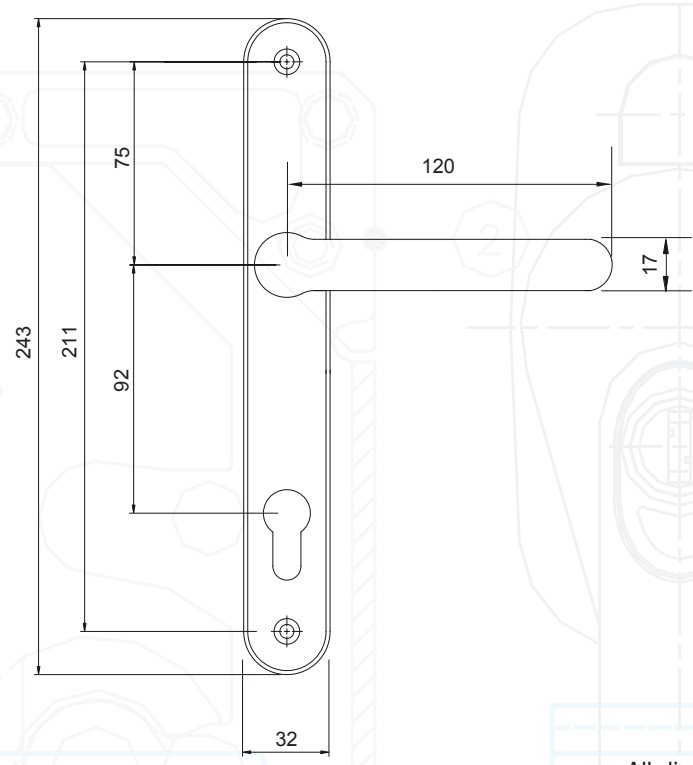
Hardex
Smoke



Hardex
Gold

Fab&Fix

Balmoral Inline Lever Lever



Rivet on item
free movement
numbers 2 a

All dimensions are shown in millimetres

Additional Benefits

- **Supplied fully assembled**
Simple and quick installation, no need to fit springs or lever
- **Baseplate in common with all Balmoral handles**
Same routing detail regardless of product variant chosen
- **Supplied with care instructions**
Helps the homeowner to keep the hardware in optimal condition
- **Silicon Site-Protectors available**
Ensures perfect condition after installation
- **Each part packaged in a separate chamber, but supplied as a set**
No scratching of parts during transit

Technical Specification

Designed for PVC-U and Composite doors

All finishes salt spray tested to 480 hours (BS EN 1670: Class 5)

Tested to 200,000 cycles

Tested as part of a complete door set that successfully achieved PAS24

92mm PZ

Includes screw and spindle pack suitable for 60mm - 70mm profiles (1 x 8mm x 120mm spindle, 2 x M5 x 70mm colour coordinated machine screws, 2 x M5 x 80mm colour coordinated machine screws)

Product Codes

Balmoral Inline Lever Lever

White	Hardex Chrome	Hardex Satin	Hardex Bronze	Hardex Smoke
1D000	1D001	1D002	1D003	1D004

Balmoral Offset Lever Lever




External Lever

Features & Benefits


- Solid die cast zinc construction with heavy duty spring cassette
Sturdy feel and consistent 90 degree lever return
- Sculpted ergonomic lever and low friction nylon bush
Easy to grip and smooth action
- Wide backplate
To suit cylinder guards and accommodate larger cylinder preparation
- Supplied with screw and spindle pack to suit 60-70mm profiles
Everything needed for installation included
- Colour coordinated screw heads
Perfectly matching hardware, even down to the smallest details




Internal Lever



Hardex
Chrome




Hardex
Satin



Hardex
Bronze



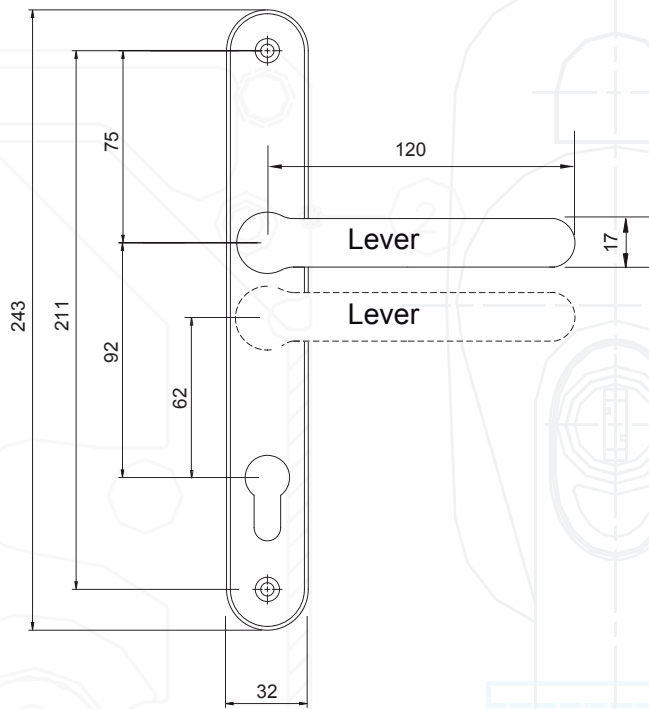
Hardex
Smoke



Hardex
Gold

Fab&Fix

Balmoral Offset Lever Lever



Rivet on item
free movement
numbers 2 a

All dimensions are shown in millimetres

Additional Benefits

- **Supplied fully assembled**
Simple and quick installation, no need to fit springs or lever
- **Baseplate in common with all Balmoral handles**
Same routing detail regardless of product variant chosen
- **Supplied with care instructions**
Helps the homeowner to keep the hardware in optimal condition
- **Silicon Site-Protectors available**
Ensures perfect condition after installation
- **Each part packaged in a separate chamber, but supplied as a set**
No scratching of parts during transit

Technical Specification

Designed for PVC-U and Composite doors

All finishes salt spray tested to 480 hours
(BS EN 1670: Class 5)

Tested to 200,000 cycles

Tested as part of a complete door set that
successfully achieved PAS24

92mm / 62mm PZ

Includes screw and spindle pack suitable for 60mm -
70mm profiles (1 x 8mm x 120mm spindle, 2 x M5 x
70mm colour coordinated machine screws, 2 x M5 x
80mm colour coordinated machine screws)

Product Codes

Balmoral Offset Lever Lever

White	Hardex Chrome	Hardex Satin	Hardex Bronze	Hardex Smoke
1D050	1D051	1D052	1D053	1D054

The E Series

Balmoral Inline Lever Pad




External Pad

Features & Benefits

- Solid die cast zinc construction with heavy duty spring cassette
Sturdy feel and consistent 90 degree lever return
- Sculpted ergonomic lever and low friction nylon bush
Easy to grip and smooth action
- Wide backplate
To suit cylinder guards and accommodate larger cylinder preparation
- Supplied with screw pack to suit 60-70mm profiles
Screws needed for installation included
- Colour coordinated screw heads
Perfectly matching hardware, even down to the smallest details




Internal Lever




Hardex
Chrome




Hardex
Satin



Hardex
Bronze



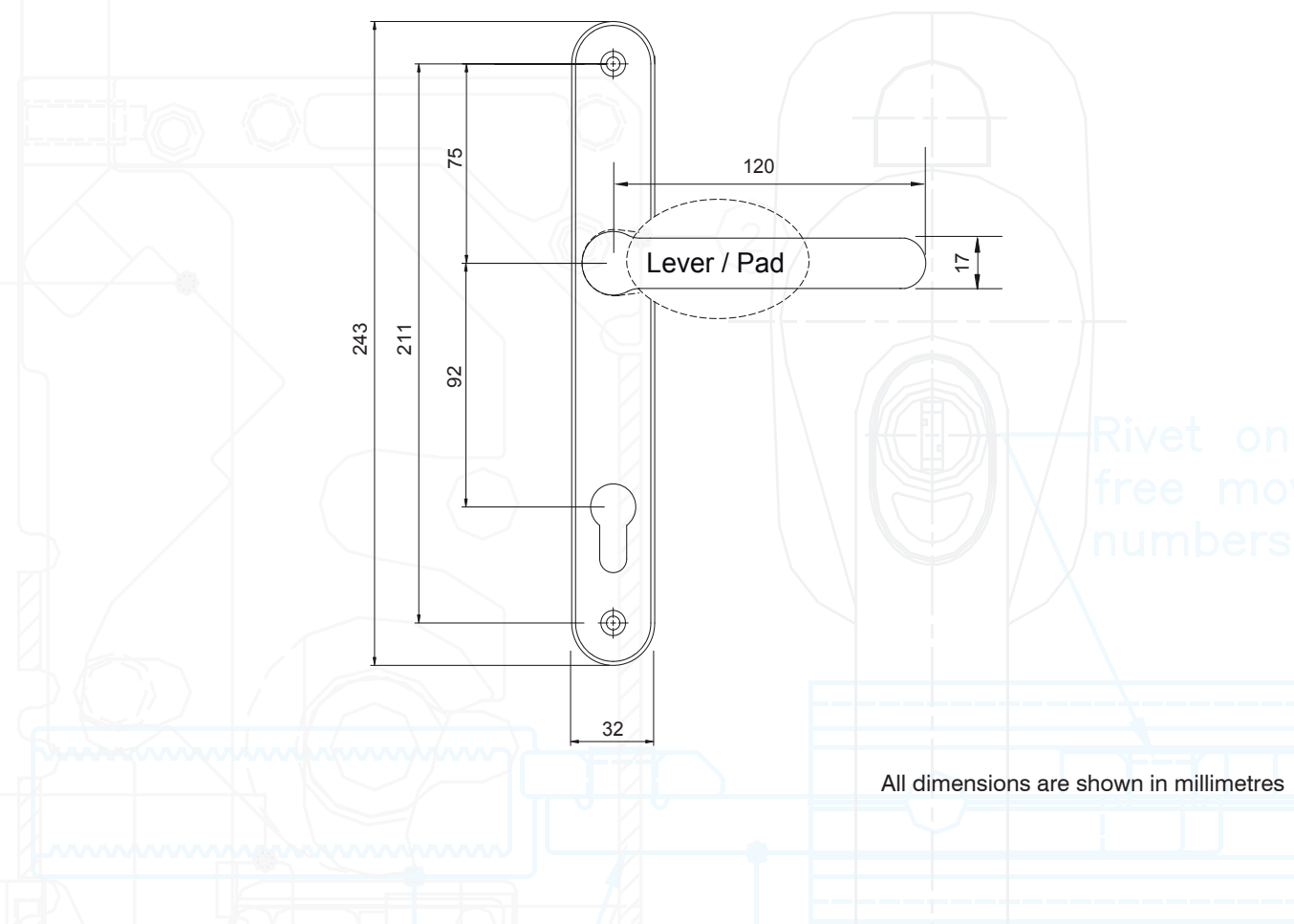
Hardex
Smoke



Hardex
Gold

Fab&Fix

Balmoral Inline Lever Pad



Additional Benefits

- **Supplied fully assembled**
Simple and quick installation, no need to fit springs or lever
- **Baseplate in common with all Balmoral handles**
Same routing detail regardless of product variant chosen
- **Supplied with care instructions**
Helps the homeowner to keep the hardware in optimal condition
- **Silicon Site-Protectors available**
Ensures perfect condition after installation
- **Each part packaged in a separate chamber, but supplied as a set**
No scratching of parts during transit

Technical Specification

Designed for PVC-U and Composite doors

All finishes salt spray tested to 480 hours (BS EN 1670: Class 5)

Tested as part of a complete door set that successfully achieved PAS24

Tested to 200,000 cycles

92mm PZ

Includes screw pack suitable for 60mm -70mm profiles (2 x M5 x 70mm colour coordinated machine screws, 2 x M5 x 80mm colour coordinated machine screws)

Please contact your lock manufacturer to obtain a split-spindle that work with this handle set

Product Codes

Balmoral Inline Lever Pad

White	Hardex Chrome	Hardex Satin	Hardex Bronze	Hardex Smoke
1D100	1D101	1D102	1D103	1D104

Balmoral Offset Lever Pad




External Pad

Features & Benefits

- Solid die cast zinc construction with heavy duty spring cassette
Sturdy feel and consistent 90 degree lever return
- Sculpted ergonomic lever and low friction nylon bush
Easy to grip and smooth action
- Wide backplate
To suit cylinder guards and accommodate larger cylinder preparation
- Supplied with screw and spindle pack to suit 60-70mm profiles
Everything needed for installation included
- Colour coordinated screw heads
Perfectly matching hardware, even down to the smallest details




Internal Lever




Hardex
Chrome




Hardex
Satin



Hardex
Bronze



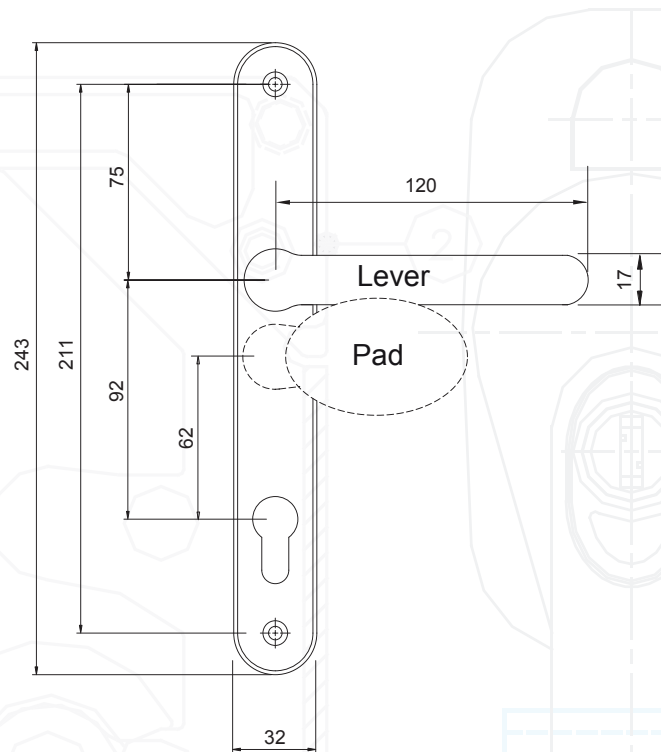
Hardex
Smoke



Hardex
Gold

Fab&Fix

Balmoral Offset Lever Pad



All dimensions are shown in millimetres

Additional Benefits

- **Supplied fully assembled**
Simple and quick installation, no need to fit springs or lever
- **Baseplate in common with all Balmoral handles**
Same routing detail regardless of product variant chosen
- **Supplied with care instructions**
Helps the homeowner to keep the hardware in optimal condition
- **Silicon Site-Protectors available**
Ensures perfect condition after installation
- **Each part packaged in a separate chamber, but supplied as a set**
No scratching of parts during transit

Technical Specification

Designed for PVC-U and Composite doors

All finishes salt spray tested to 480 hours (BS EN 1670: Class 5)

Tested to 200,000 cycles

Tested as part of a complete door set that successfully achieved PAS24

92mm / 62mm PZ

Includes screw and spindle pack suitable for 60mm - 70mm profiles (1 x 8mm x 120mm spindle, 2 x M5 x 70mm colour coordinated machine screws, 2 x M5 x 80mm colour coordinated machine screws)

Product Codes

Balmoral Offset Lever Pad

White	Hardex Chrome	Hardex Satin	Hardex Bronze	Hardex Smoke
1D150	1D151	1D152	1D153	1D154

Balmoral Inline Swan Lever Lever




Features & Benefits

- Solid die cast zinc construction with heavy duty spring cassette
Sturdy feel and consistent 90 degree lever return
- Sculpted ergonomic lever and low friction nylon bush
Easy to grip and smooth action
- Wide backplate
To suit cylinder guards and accommodate larger cylinder preparation
- Supplied with screw and spindle pack to suit 60-70mm profiles
Everything needed for installation included
- Colour coordinated screw heads
Perfectly matching hardware, even down to the smallest details

External Lever



Internal Lever




Hardex
Chrome



Hardex
Satin



Hardex
Bronze



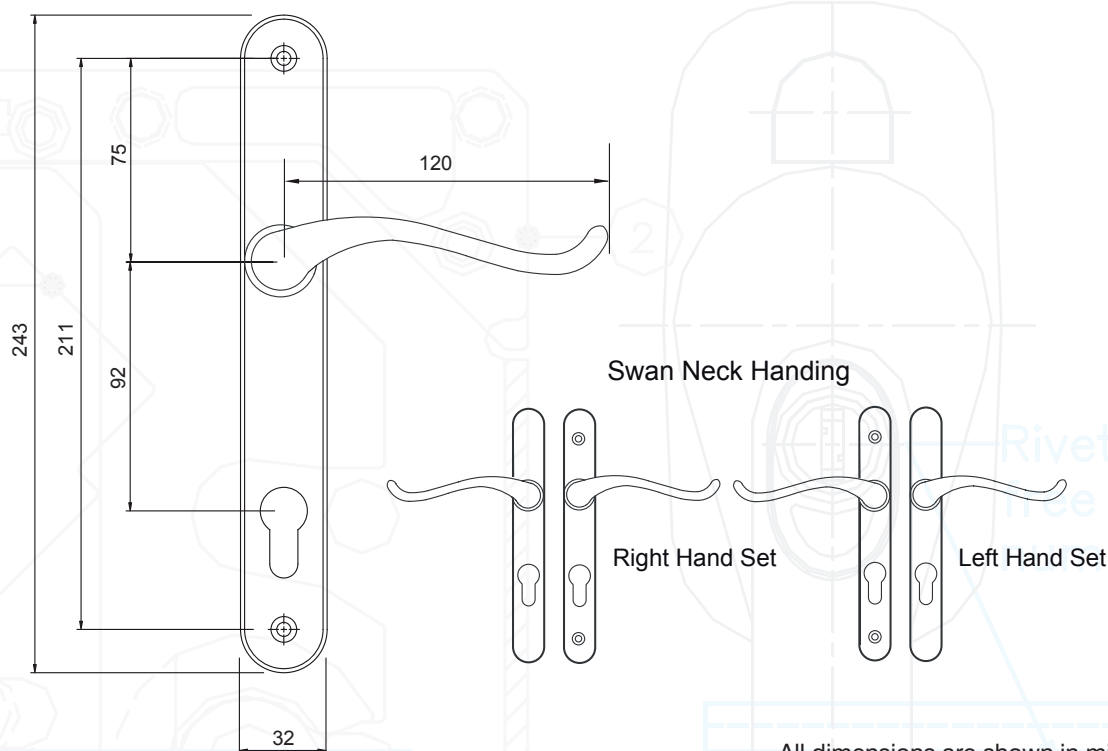
Hardex
Smoke



Hardex
Gold

Fab&Fix

Balmoral Inline Swan Lever Lever



All dimensions are shown in millimetres

Additional Benefits

- **Supplied fully assembled**
Simple and quick installation, no need to fit springs or lever
- **Baseplate in common with all Balmoral handles**
Same routing detail regardless of product variant chosen
- **Supplied with care instructions**
Helps the homeowner to keep the hardware in optimal condition
- **Silicon Site-Protectors available**
Ensures perfect condition after installation
- **Each part packaged in a separate chamber, but supplied as a set**
No scratching of parts during transit

Technical Specification

Designed for PVC-U and Composite doors

All finishes salt spray tested to 480 hours (BS EN 1670: Class 5)

Tested to 200,000 cycles

Tested as part of a complete door set that successfully achieved PAS24

92mm PZ

Includes screw and spindle pack suitable for 60mm - 70mm profiles (1 x 8mm x 120mm spindle, 2 x M5 x 70mm colour coordinated machine screws, 2 x M5 x 80mm colour coordinated machine screws)

Product Codes

Balmoral Inline Swan Lever Lever

	White	Hardex Chrome	Hardex Satin	Hardex Bronze	Hardex Smoke
Right Handed	1D200	1D201	1D202	1D203	1D204
Left Handed	1D250	1D251	1D252	1D253	1D254

Balmoral Offset Snib Lever Lever



Features & Benefits


- Solid die cast zinc construction with heavy duty spring cassette
Sturdy feel and consistent 90 degree lever return
- Sculpted ergonomic lever and low friction nylon bush
Easy to grip and smooth action
- Wide backplate
To suit cylinder guards and accommodate larger cylinder preparation
- Supplied with screw and spindle pack to suit 60-70mm profiles
Everything needed for installation included
- Colour coordinated screw heads
Perfectly matching hardware, even down to the smallest details




External
Lever



Internal Lever




Hardex
Chrome




Hardex
Satin



Hardex
Bronze



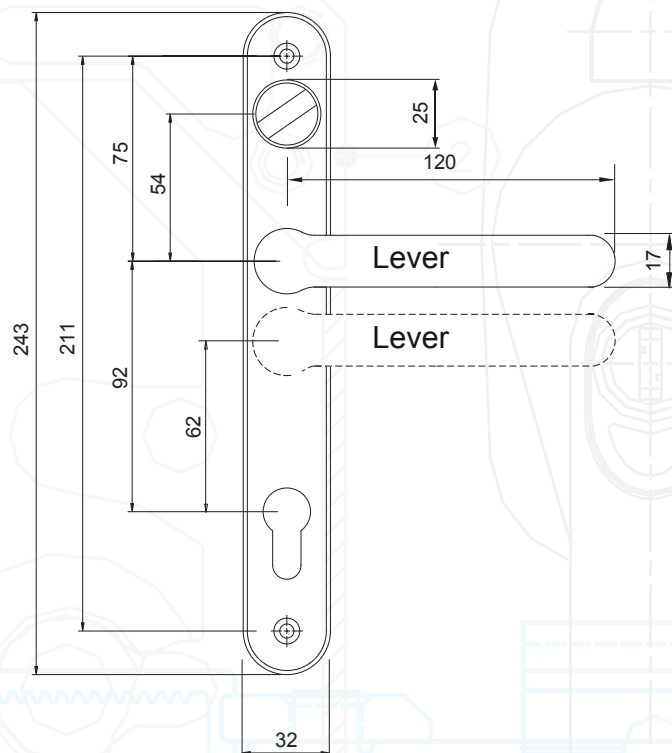
Hardex
Smoke



Hardex
Gold

Fab&Fix

Balmoral Offset Snib Lever Lever



All dimensions are shown in millimetres

Additional Benefits

- **Supplied fully assembled**
Simple and quick installation, no need to fit springs or lever
- **Supplied with care instructions**
Helps the homeowner to keep the hardware in optimal condition
- **Silicon Site-Protectors available**
Ensures perfect condition after installation
- **Each part packaged in a separate chamber, but supplied as a set**
No scratching of parts during transit

Technical Specification

Designed for PVC-U and Composite doors

All finishes salt spray tested to 480 hours
(BS EN 1670: Class 5)

Tested to 200,000 cycles

Tested as part of a complete door set that
successfully achieved PAS24

92mm / 62mm PZ

Includes screw and spindle pack suitable for 60mm -
70mm profiles (2 x 8mm x 120mm spindles, 2 x M5 x
70mm colour coordinated machine screws, 2 x M5 x
80mm colour coordinated machine screws)

Product Codes

Balmoral Offset Snib Lever Lever

White	Hardex Chrome	Hardex Satin	Hardex Bronze	Hardex Smoke
1D300	1D301	1D302	1D303	1D304

Balmoral Offset Snib Lever Pad




External Pad

Features & Benefits


- Solid die cast zinc construction with heavy duty spring cassette
Sturdy feel and consistent 90 degree lever return
- Sculpted ergonomic lever and low friction nylon bush
Easy to grip and smooth action
- Wide backplate
To suit cylinder guards and accommodate larger cylinder preparation
- Supplied with screw and spindle pack to suit 60-70mm profiles
Everything needed for installation included
- Colour coordinated screw heads
Perfectly matching hardware, even down to the smallest details



Internal Lever




Hardex
Chrome



Hardex
Satin



Hardex
Bronze



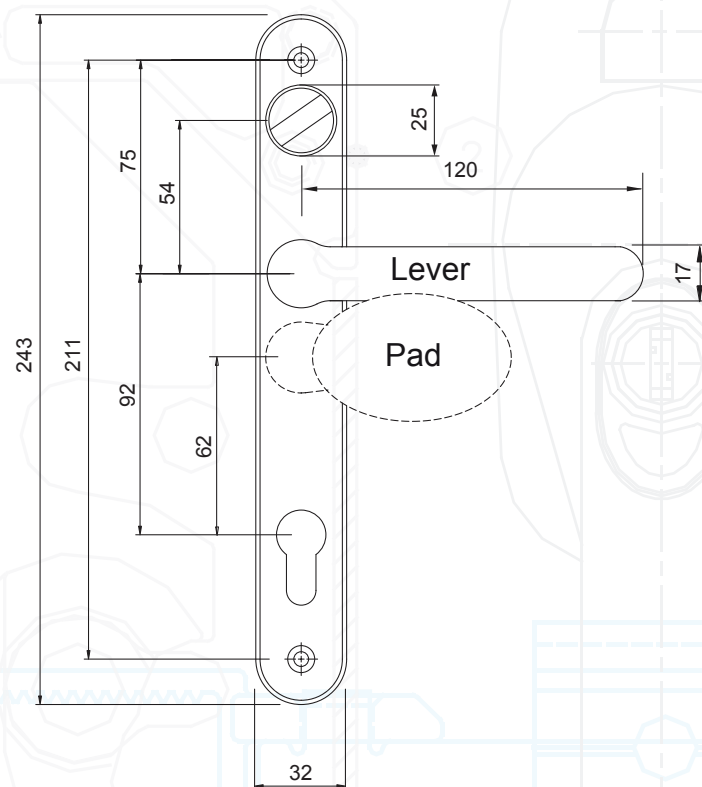
Hardex
Smoke



Hardex
Gold

Fab&Fix

Balmoral Offset Snib Lever Pad



Rivet on item
free movement
numbers 2 a

All dimensions are shown in millimetres

Additional Benefits

- **Supplied fully assembled**
Simple and quick installation, no need to fit springs or lever
- **Supplied with care instructions**
Helps the homeowner to keep the hardware in optimal condition
- **Silicon Site-Protectors available**
Ensures perfect condition after installation
- **Each part packaged in a separate chamber, but supplied as a set**
No scratching of parts during transit

Technical Specification

Designed for PVC-U and Composite doors

All finishes salt spray tested to 480 hours
(BS EN 1670: Class 5)

Tested to 200,000 cycles

Tested as part of a complete door set that
successfully achieved PAS24

92mm / 62mm PZ

Includes screw and spindle pack suitable for 60mm -
70mm profiles (1 x 8mm x 120mm spindle, 2 x M5 x
70mm colour coordinated machine screws, 2 x M5 x
80mm colour coordinated machine screws)

Product Codes

Balmoral Offset Snib Lever Pad

White	Hardex Chrome	Hardex Satin	Hardex Bronze	Hardex Smoke
1D350	1D351	1D352	1D353	1D354

Balmoral Inline DDA Lever



External Lever

Features & Benefits


- Die cast zinc construction with heavy duty spring cassette
Sturdy feel and consistent 90 degree lever return
- Sculpted extended ergonomic lever and low friction nylon bush
Easy to grip, smooth action and low operating forces required
- Wide backplate
To suit cylinder guards and accommodate larger cylinder preparation
- Supplied with screw and spindle pack to suit 60-70mm profiles
Everything needed for installation included
- Colour coordinated screw heads
Perfectly matching hardware, even down to the smallest details
- Ample lever-to-door surface clearance and available in a wide range of contrasting colours
Compliant with Document M of the The Disability Discrimination Act (DDA)



Internal Lever



White




Hardex
Chrome




Hardex
Satin



Hardex
Bronze



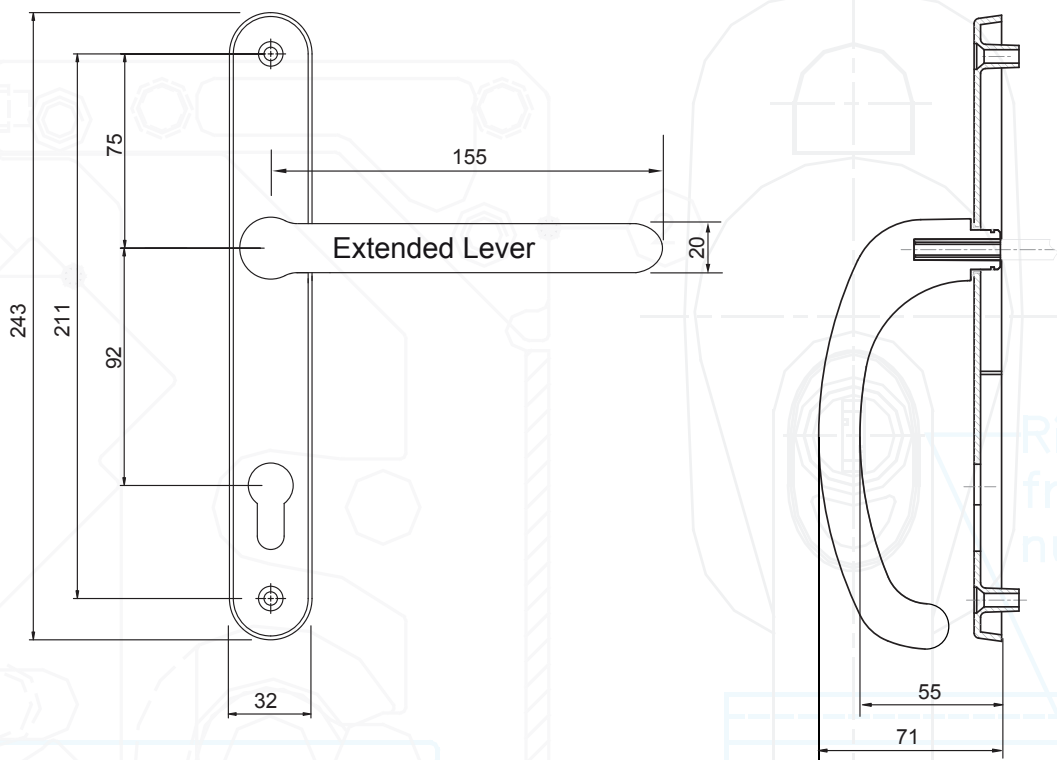
Hardex
Smoke



Hardex
Gold

Fab&Fix

Balmoral Inline DDA Lever Lever



All dimensions are shown in millimetres

Additional Benefits

- **Supplied fully assembled**
Simple and quick installation, no need to fit springs or lever
- **Baseplate in common with all Balmoral handles**
Same routing detail regardless of product variant chosen
- **Supplied with care instructions**
Helps the homeowner to keep the hardware in optimal condition
- **Silicon Site-Protectors available**
Ensures perfect condition after installation
- **Each part packaged in a separate chamber, but supplied as a set**
No scratching of parts during transit

Technical Specification

Designed for PVC-U and Composite doors

All finishes salt spray tested to 480 hours (BS EN 1670: Class 5)

Tested to 200,000 cycles

Tested as part of a complete door set that successfully achieved PAS24

92mm PZ

Includes screw and spindle pack suitable for 60mm - 70mm profiles (1 x 8mm x 120mm spindle, 2 x M5 x 70mm colour coordinated machine screws, 2 x M5 x 80mm colour coordinated machine screws)

Product Codes

Balmoral Inline DDA Lever Lever

White	Hardex Chrome	Hardex Satin	Hardex Bronze	Hardex Smoke	Hardex Gold
1D400	1D401	1D402	1D403	1D404	1D405



The E Series

Balmoral Exterior Blank Plate



Features & Benefits


- Solid die cast zinc construction
Sturdy feel
- Flexible purpose component
Enables all aspects of a job to be completed
as a perfectly matching set
- Baseplate in common with all Balmoral handles
Same routing detail regardless of chosen variant



Hardex
Chrome




Hardex
Satin



Hardex
Bronze



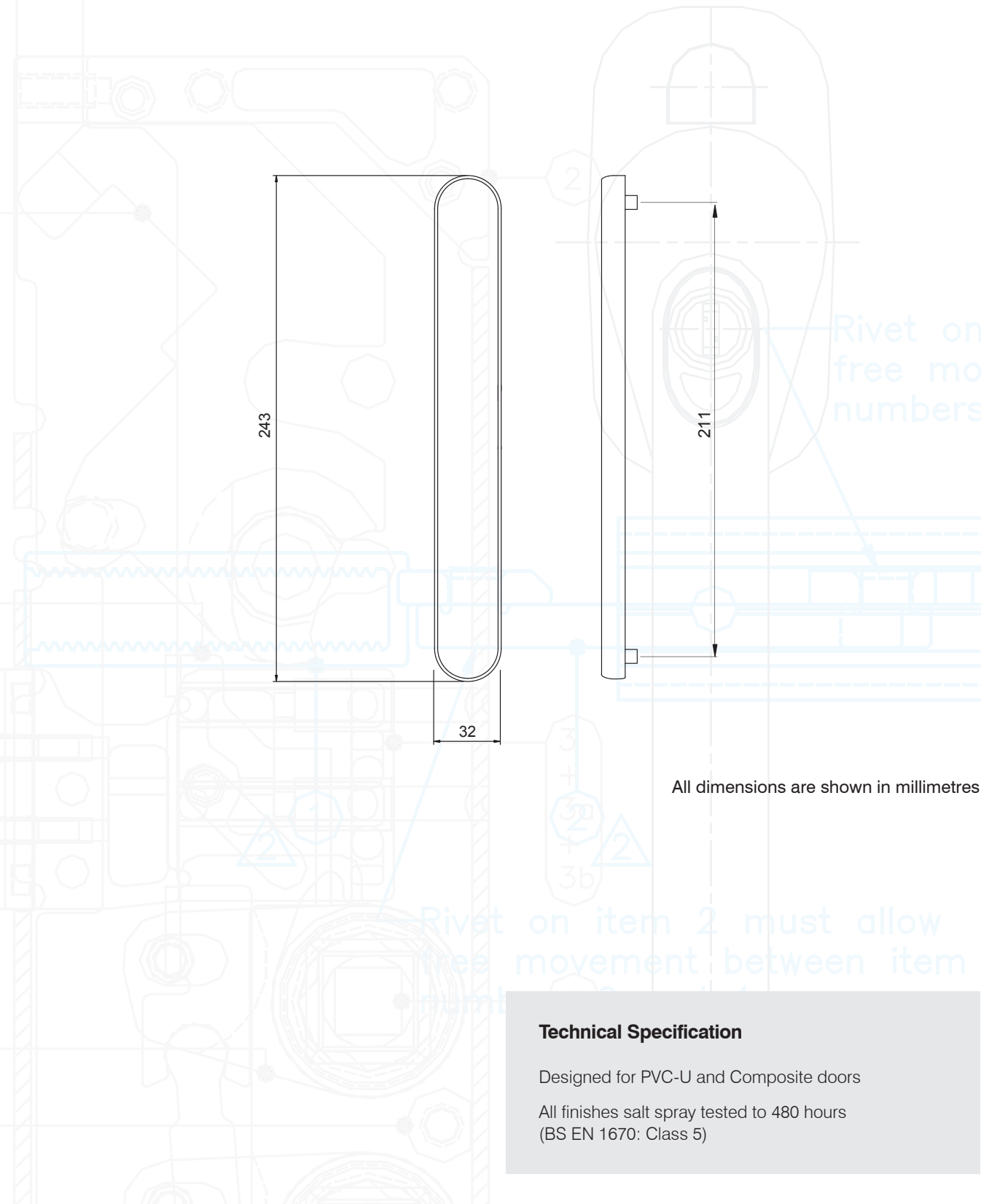
Hardex
Smoke



Hardex
Gold

Fab&Fix

Balmoral Exterior Blank Plate



Technical Specification

Designed for PVC-U and Composite doors
All finishes salt spray tested to 480 hours
(BS EN 1670: Class 5)

Product Codes

Balmoral Exterior Blank Plate

White	Hardex Chrome	Hardex Satin	Hardex Bronze	Hardex Smoke
1D450	1D451	1D452	1D453	1D454

Balmoral Dummy Lever Lever




External Lever

Features & Benefits

- Solid die cast zinc construction with weight balanced spring cassette
Sturdy feel and consistent 90 degree lever return
- Flexible purpose component
Enables all aspects of a job to be completed as a perfectly matching set
- Sculpted ergonomic lever and low friction nylon bush
Easy to grip and smooth action
- Wide backplate
To accommodate larger cylinder preparation
- Supplied with screw and spindle pack to suit 60-70mm profiles
Everything needed for installation included
- Colour coordinated screw heads
Perfectly matching hardware, even down to the smallest details




Internal Lever




Hardex
Chrome




Hardex
Satin



Hardex
Bronze



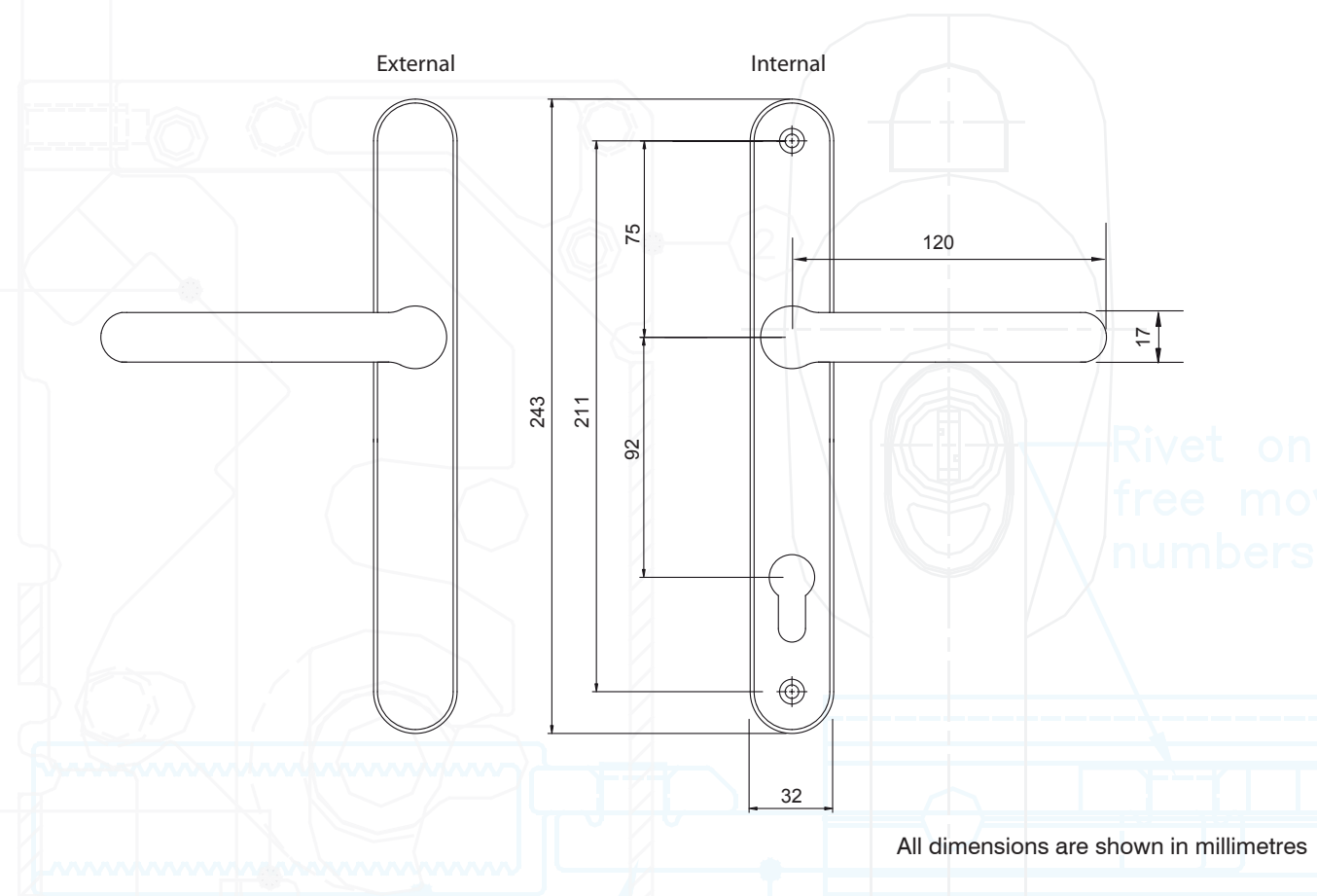
Hardex
Smoke



Hardex
Gold

Fab&Fix

Balmoral Dummy Lever Lever



Additional Benefits

- **Baseplate in common with all Balmoral handles**
Same routing detail regardless of product variant chosen
- **Supplied fully assembled**
Simple and quick installation, no need to fit springs or lever
- **Supplied with care instructions**
Helps the homeowner to keep the hardware in optimal condition
- **Silicon Site-Protectors available**
Ensures perfect condition after installation
- **Each part packaged in a separate chamber, but supplied as a set**
No scratching of parts during transit

Technical Specification

Designed for PVC-U and Composite doors

Supplied with fixing kit to make external lever fixed

All finishes salt spray tested to 480 hours (BS EN 1670: Class 5)

Tested to 200,000 cycles

Tested as part of a complete door set that successfully achieved PAS24

92mm PZ

Includes screw and spindle pack suitable for 60mm-70mm profiles (1 x 8mm x 120mm spindle, 2 x M5 x 70mm colour coordinated machine screws, 2 x M5 x 80mm colour coordinated machine screws)

Product Codes

Balmoral Dummy Lever Lever

White	Hardex Chrome	Hardex Satin	Hardex Bronze	Hardex Smoke
1D500	1D501	1D502	1D503	1D504


Windsor Inline Lever




External Lever

Features & Benefits


- Solid die cast zinc construction with heavy duty spring cassette
Sturdy feel and consistent 90 degree lever return
- Compact baseplate with screws in close proximity
Combats lever attack
- Sculpted ergonomic lever and low friction nylon bush
Easy to grip and smooth action
- Supplied with screw and spindle pack to suit 60-70mm profiles
Everything needed for installation included
- Colour coordinated screw heads
Perfectly matching hardware, even down to the smallest details



Internal Lever




Hardex
Chrome




Hardex
Satin



Hardex
Bronze



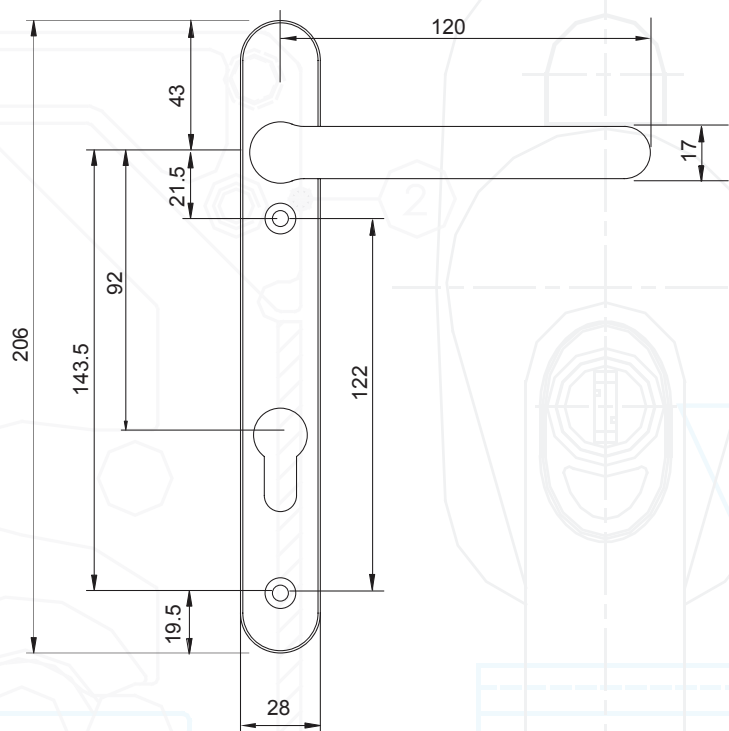
Hardex
Smoke



Hardex
Gold

Fab&Fix

Windsor Inline Lever Lever



All dimensions are shown in millimetres

Additional Benefits

- **Baseplate in common with all Windsor handles**
Same routing detail regardless of chosen variant
- **Supplied fully assembled**
Simple and quick installation, no need to fit springs or lever
- **Wide backplate**
To suit cylinder guards and accommodate larger cylinder preparation
- **Supplied with care instructions**
Helps the homeowner to keep the hardware in optimal condition
- **Silicon Site-Protectors available**
Ensures perfect condition after installation
- **Each part packaged in a separate chamber, but supplied as a set**
No scratching of parts during transit

Technical Specification

Designed for PVC-U and Composite doors

All finishes salt spray tested to 480 hours (BS EN 1670: Class 5)

Tested to 200,000 cycles

Tested as part of a complete door set that successfully achieved PAS24

92mm PZ

Includes screw and spindle pack suitable for 60mm - 70mm profiles (1 x 8mm x 120mm spindle, 2 x M5 x 70mm colour coordinated machine screws, 2 x M5 x 80mm colour coordinated machine screws)

Product Codes

Windsor Inline Lever Lever

White	Hardex Chrome	Hardex Satin	Hardex Bronze	Hardex Smoke
1F000	1F001	1F002	1F003	1F004

Windsor Inline Lever Lever Unsprung




Features & Benefits


- Solid die cast zinc construction
Sturdy feel
- Compact baseplate with screws in close proximity
Combats lever attack
- Sculpted ergonomic lever and low friction nylon bush
Easy to grip and smooth action
- Supplied with screw and spindle pack to suit 60-70mm profiles
Everything needed for installation included
- Colour coordinated screw heads
Perfectly matching hardware, even down to the smallest details




External Lever




Internal Lever




Hardex
Chrome




Hardex
Satin



Hardex
Bronze



Hardex
Smoke



Hardex
Gold

Fab&Fix

Technical drawing of a mechanical part, likely a bracket or support, showing dimensions in millimetres. The drawing includes a side view and a top view. The side view shows a vertical plate with a horizontal flange at the top. The top view shows a rectangular plate with a central slot and two circular holes. Dimensions are provided for various features:

- Overall height: 206
- Overall width: 120
- Distance from top edge to center of first hole: 143.5
- Distance from center of first hole to center of second hole: 92
- Distance from center of second hole to center of third hole: 122
- Distance from center of third hole to bottom edge: 19.5
- Distance from top edge to center of first hole: 21.5
- Distance from center of first hole to top edge of flange: 43
- Distance from center of first hole to center of second hole: 28
- Radius of the top flange: 17

Note: Rivet on free model numbers

All dimensions are shown in millimetres

Additional Benefits

- **Baseplate in common with all Windsor handles**
Same routing detail regardless of chosen variant
- **Supplied fully assembled**
Simple and quick installation, no need to fit lever
- **Wide backplate**
To suit cylinder guards and accommodate larger cylinder preparation
- **Supplied with care instructions**
Helps the homeowner to keep the hardware in optimal condition
- **Silicon Site-Protectors available**
Ensures perfect condition after installation
- **Each part packaged in a separate chamber, but supplied as a set**
No scratching of parts during transit

Technical Specification

Designed for PVC-U and Composite doors

All finishes salt spray tested to 480 hours
(BS EN 1670: Class 5)

Tested to 200,000 cycles

Tested as part of a complete door set that
successfully achieved PAS24

92mm PZ

Includes screw and spindle pack suitable for 60mm -
70mm profiles (1 x 8mm x 120mm spindle, 2 x M5 x
70mm colour coordinated machine screws, 2 x M5 x
80mm colour coordinated machine screws)

White	Hardex Chrome	Hardex Satin	Hardex Bronze	Hardex Smoke
1F050	1F051	1F052	1F053	1F054

The E Series


Windsor Inline Lever Pad




External Pad

Features & Benefits


- Solid die cast zinc construction with heavy duty spring cassette
Sturdy feel and consistent 90 degree lever return
- Compact baseplate with screws in close proximity
Combats lever attack
- Sculpted ergonomic lever and low friction nylon bush
Easy to grip and smooth action
- Supplied with screw pack to suit 60-70mm profiles
Screws need for installation included
- Colour coordinated screw heads
Perfectly matching hardware, even down to the smallest details




Internal Lever




Hardex
Chrome




Hardex
Satin



Hardex
Bronze



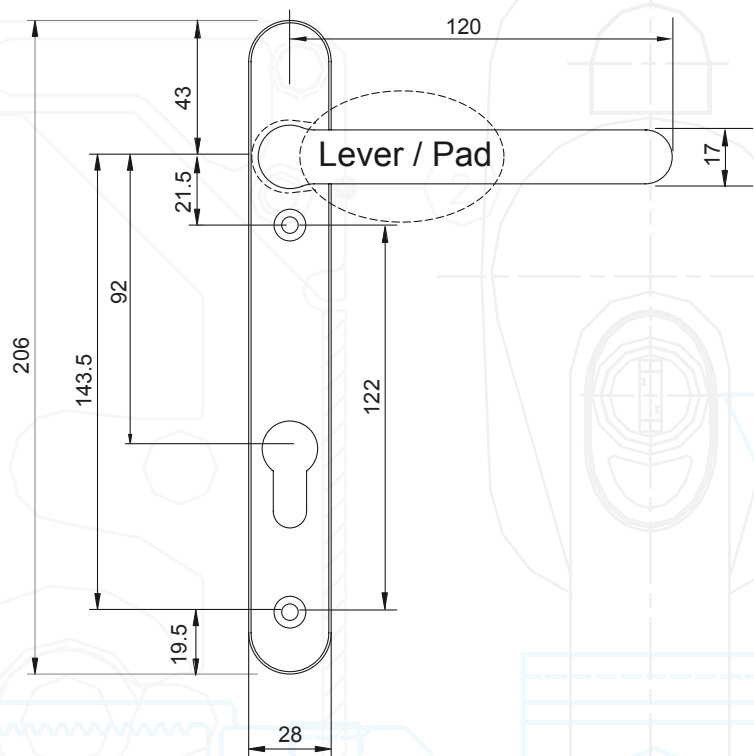
Hardex
Smoke



Hardex
Gold

Fab&Fix

Windsor Inline Lever Pad



All dimensions are shown in millimetres

Additional Benefits

- **Baseplate in common with all Windsor handles**
Same routing detail regardless of chosen variant
- **Supplied fully assembled**
Simple and quick installation, no need to fit springs or lever
- **Wide backplate**
To suit cylinder guards and accommodate larger cylinder preparation
- **Supplied with care instructions**
Helps the homeowner to keep the hardware in optimal condition
- **Silicon Site-Protectors available**
Ensures perfect condition after installation
- **Each part packaged in a separate chamber, but supplied as a set**
No scratching of parts during transit

Technical Specification

Designed for PVC-U and Composite doors

All finishes salt spray tested to 480 hours
(BS EN 1670: Class 5)

Tested to 200,000 cycles

Tested as part of a complete door set that
successfully achieved PAS24

92mm PZ

Includes screw pack suitable for 60mm -70mm profiles
(2 x M5 x 70mm colour coordinated machine screws, 2 x
M5 x 80mm colour coordinated machine screws)

Please contact your lock manufacturer to obtain a
split-spindle that works with this handle set

Product Codes

Windsor Inline Lever Pad

White	Hardex Chrome	Hardex Satin	Hardex Bronze	Hardex Smoke
1F100	1F101	1F102	1F103	1F104


Windsor Inline Lever Pad Unsprung




External Pad

Features & Benefits

- Solid die cast zinc construction
Sturdy feel
- Compact baseplate with screws in close proximity
Combats lever attack
- Sculpted ergonomic lever and low friction nylon bush
Easy to grip and smooth action
- Supplied with screw pack to suit 60-70mm profiles
Screws needed for installation included
- Colour coordinated screw heads
Perfectly matching hardware, even down to the smallest details




Internal Lever



Hardex
Chrome




Hardex
Satin



Hardex
Bronze



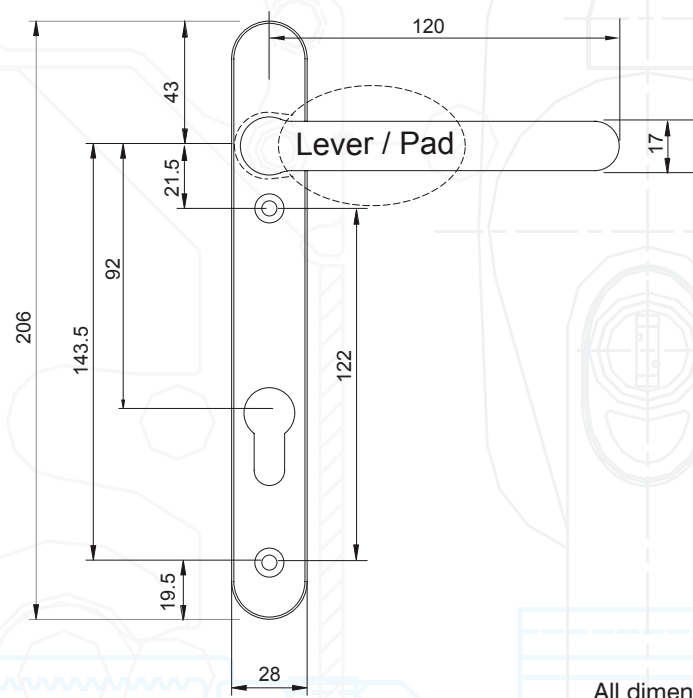
Hardex
Smoke



Hardex
Gold

Fab&Fix

Windsor Inline Lever Pad Unsprung



All dimensions are shown in millimetres

Additional Benefits

- **Baseplate in common with all Windsor handles**
Same routing detail regardless of chosen variant
- **Supplied fully assembled**
Simple and quick installation, no need to fit lever
- **Wide backplate**
To suit cylinder guards and accommodate larger cylinder preparation
- **Supplied with care instructions**
Helps the homeowner to keep the hardware in optimal condition
- **Silicon Site-Protectors available**
Ensures perfect condition after installation
- **Each part packaged in a separate chamber, but supplied as a set**
No scratching of parts during transit

Technical Specification

Designed for PVC-U and Composite doors

All finishes salt spray tested to 480 hours
(BS EN 1670: Class 5)

Tested to 200,000 cycles

Tested as part of a complete door set that
successfully achieved PAS24

92mm PZ

Includes screw pack suitable for 60mm - 70mm profiles
(2 x M5 x 70mm colour coordinated machine screws, 2 x
M5 x 80mm colour coordinated machine screws)

Please contact your lock manufacturer to obtain a
split-spindle that works with this handle set

Product Codes

Windsor Inline Lever Pad Unsprung

White	Hardex Chrome	Hardex Satin	Hardex Bronze	Hardex Smoke
1F150	1F151	1F152	1F153	1F154

Windsor Inline Swan Lever Lever




External Lever

Features & Benefits


- Solid die cast zinc construction with heavy duty spring cassette
Sturdy feel and consistent 90 degree lever return
- Compact baseplate with screws in close proximity
Combats lever attack
- Sculpted ergonomic lever and low friction nylon bush
Easy to grip and smooth action
- Supplied with screw and spindle pack to suit 60-70mm profiles
Everything needed for installation included
- Colour coordinated screw heads
Perfectly matching hardware, even down to the smallest details




Internal Lever




Hardex
Chrome



Hardex
Satin



Hardex
Bronze



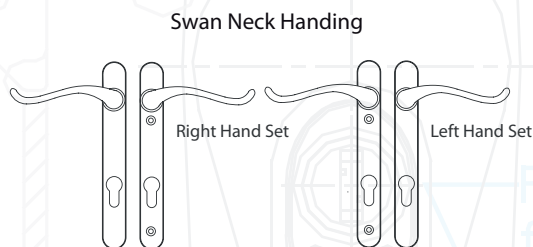
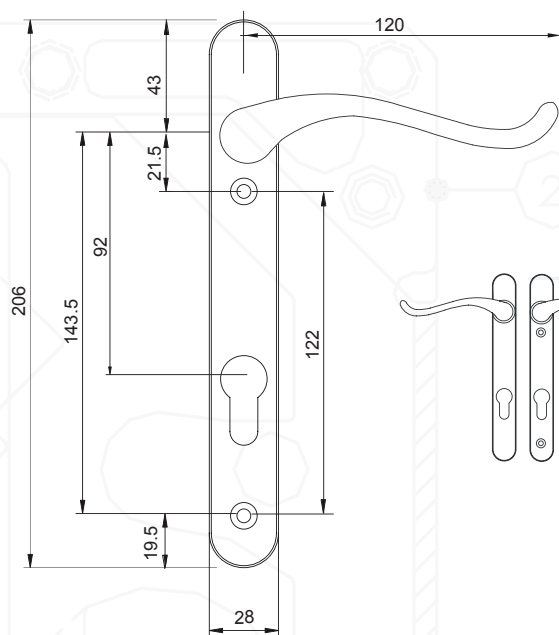
Hardex
Smoke



Hardex
Gold

Fab&Fix

Windsor Inline Swan Lever Lever



All dimensions are shown in millimetres

Additional Benefits

- **Baseplate in common with all Windsor handles**
Same routing detail regardless of chosen variant
- **Supplied fully assembled**
Simple and quick installation, no need to fit springs or lever
- **Wide backplate**
To suit cylinder guards and accommodate larger cylinder preparation
- **Supplied with care instructions**
Helps the homeowner to keep the hardware in optimal condition
- **Silicon Site-Protectors available**
Ensures perfect condition after installation
- **Each part packaged in a separate chamber, but supplied as a set**
No scratching of parts during transit

Technical Specification

Designed for PVC-U and Composite doors

All finishes salt spray tested to 480 hours
(BS EN 1670: Class 5)

Tested to 200,000 cycles

92mm PZ

Tested as part of a complete door set that successfully achieved PAS24

Includes screw and spindle pack suitable for 60mm - 70mm profiles (1 x 8mm x 120mm spindle, 2 x M5 x 70mm colour coordinated machine screws, 2 x M5 x 80mm colour coordinated machine screws)

Product Codes

Windsor Inline Swan Lever Lever

	White	Hardex Chrome	Hardex Satin	Hardex Bronze	Hardex Smoke
Right Handed	1F200	1F201	1F202	1F203	1F204
Left Handed	1F250	1F251	1F252	1F253	1F254

The E Series

Windsor Inline DDA Lever



Features & Benefits

- Die cast zinc construction with heavy duty spring cassette
Sturdy feel and consistent 90 degree lever return
- Compact baseplate with screws in close proximity
Combats lever attack
- Sculpted extended ergonomic lever and low friction nylon bush
Easy to grip, smooth action and low operating forces required to operate handle
- Supplied with screw and spindle pack to suit 44mm composite doors
Everything needed for installation included
- Colour coordinated screw heads
Perfectly matching hardware, even down to the smallest details
- Ample lever-to-door surface clearance and available in a wide range of contrasting colours
Compliant with Document M of the The Disability Discrimination Act (DDA)




External
Lever



Internal Lever



White



Hardex
Chrome




Hardex
Satin



Hardex
Bronze



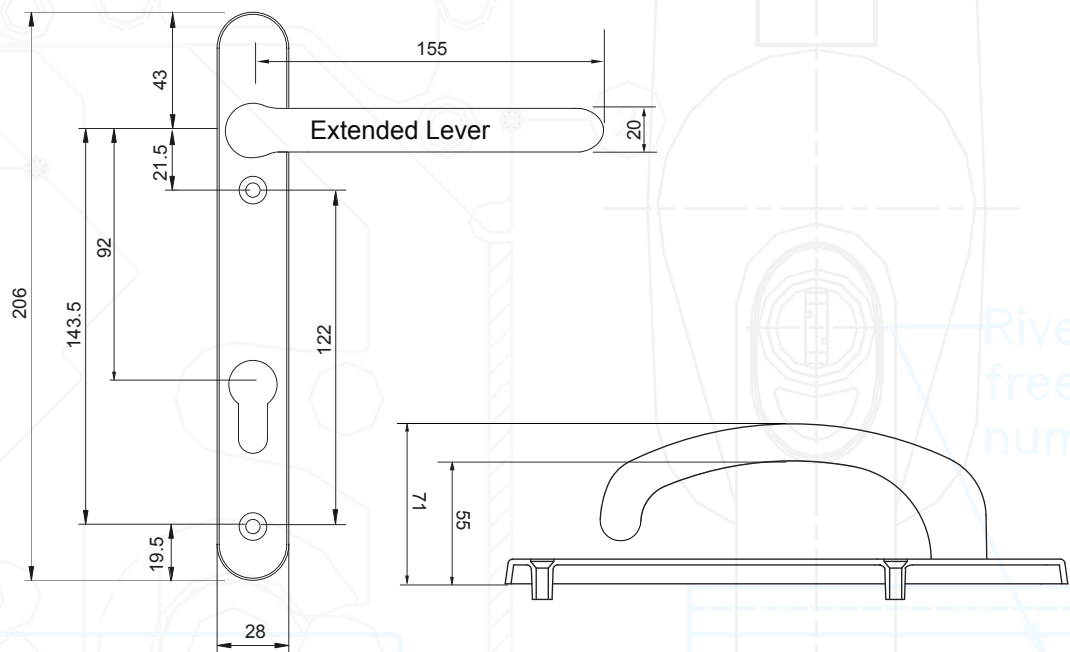
Hardex
Smoke



Hardex
Gold

Fab&Fix

Windsor Inline DDA Lever Lever



All dimensions are shown in millimetres

Additional Benefits

- **Baseplate in common with all Windsor handles**
Same routing detail regardless of chosen variant
- **Supplied fully assembled**
Simple and quick installation, no need to fit springs or lever
- **Wide backplate**
To suit cylinder guards and accommodate larger cylinder preparation
- **Supplied with care instructions**
Helps the homeowner to keep the hardware in optimal condition
- **Silicon Site-Protectors available**
Ensures perfect condition after installation
- **Each part packaged in a separate chamber, supplied as a set**
No scratching of parts during transit

Technical Specification

Designed for PVC-U and Composite doors

All finishes salt spray tested to 480 hours (BS EN 1670: Class 5)

Tested to 200,000 cycles

Tested as part of a complete door set that successfully achieved PAS24

92mm PZ

Includes screw and spindle pack suitable for 44mm composite doors (1 x 8mm x 110mm spindle, 2 x M5 x 55mm screws)

Product Codes

Windsor Inline DDA Lever Lever



White	Hardex Chrome	Hardex Satin	Hardex Bronze	Hardex Smoke	Hardex Gold
1F300	1F301	1F302	1F303	1F304	1F305

Windsor Exterior Blank Plate




Features & Benefits

- Solid die cast zinc construction
Sturdy feel
- Flexible purpose component
Enables all aspects of a job to be completed
as a perfectly matching set
- Baseplate in common with all Windsor handles
Same routing detail regardless of product variant
chosen




Hardex
Chrome




Hardex
Satin



Hardex
Bronze




Hardex
Smoke



Hardex
Gold

Fab&Fix

Windsor Exterior Blank Plate



Rivet on item
free movement
numbers 2 a

All dimensions are shown in millimetres

Technical Specification

Designed for PVC-U and Composite doors
All finishes salt spray tested to 480 hours
(BS EN 1670: Class 5)

Product Codes

Windsor Exterior Blank Plate

White	Hardex Chrome	Hardex Satin	Hardex Bronze	Hardex Smoke
1F350	1F351	1F352	1F353	1F354


Windsor Dummy Lever Lever




External Lever

Features & Benefits


- Solid die cast zinc construction with weight balanced spring cassette
The perfect balance between price and performance
- Flexible purpose component
Enables all aspects of a job to be completed as a perfectly matching set
- Sculpted ergonomic lever and low friction nylon bush
Easy to grip and smooth action
- Wide backplate
To suit accommodate larger cylinder preparation
- Supplied with screw and spindle pack to suit 60-70mm profiles
Everything needed for installation included
- Colour coordinated screw heads
Perfectly matching hardware, even down to the smallest details




Internal Lever




Hardex
Chrome




Hardex
Satin



Hardex
Bronze



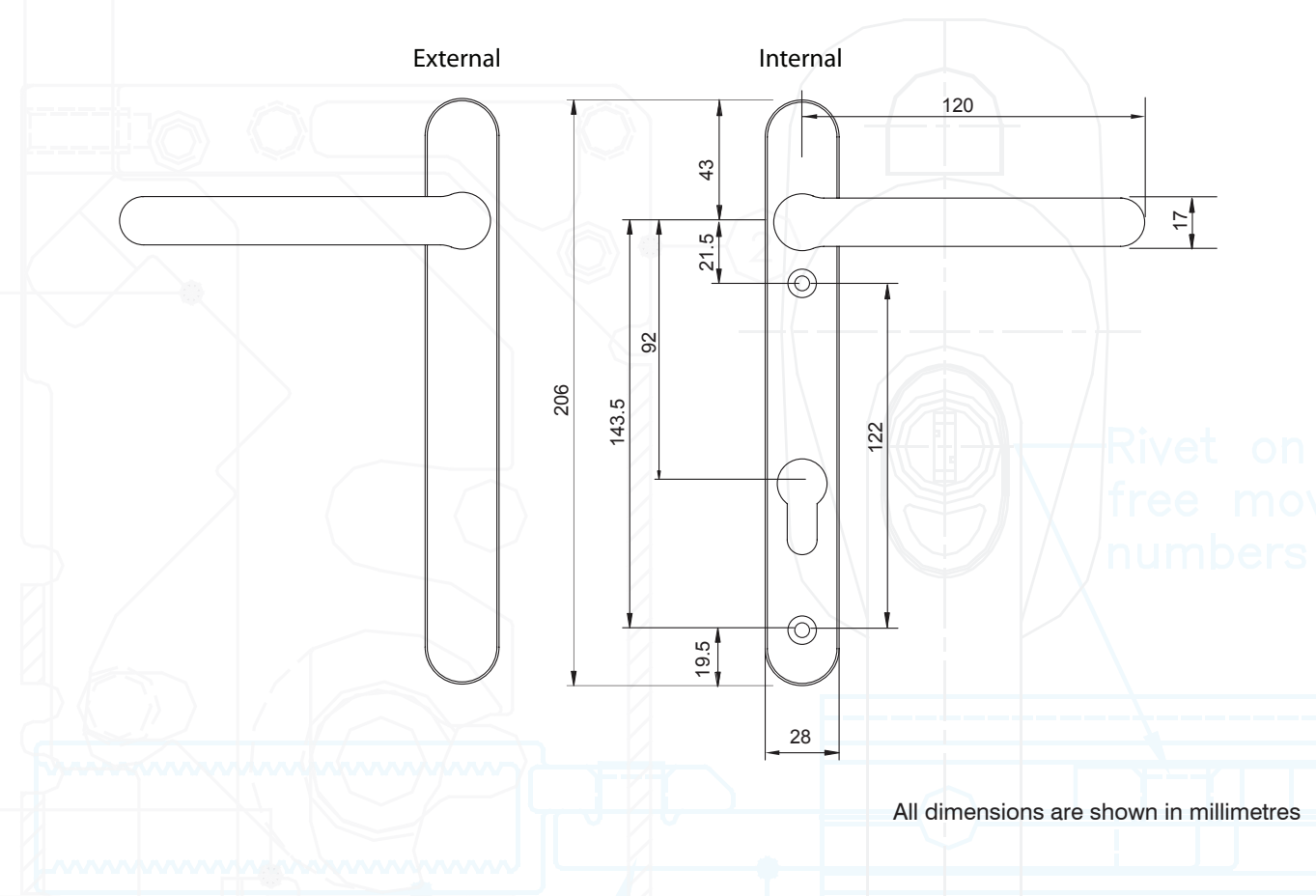
Hardex
Smoke



Hardex
Gold

Fab&Fix

Windsor Dummy Lever Lever



Additional Benefits

- **Baseplate in common with all Windsor handles**
Same routing detail regardless of product variant chosen
- **Supplied fully assembled**
Simple and quick installation, no need to fit springs or lever
- **Supplied with care instructions**
Helps the homeowner to keep the hardware in optimal condition
- **Silicon Site-Protectors available**
Ensures perfect condition after installation
- **Each part packaged in a separate chamber, but supplied as a set**
No scratching of parts during transit

Technical Specification

Designed for PVC-U and Composite doors

Supplied with fixing kit to make external lever fixed

All finishes salt spray tested to 480 hours
(BS EN 1670: Class 5)

Tested to 200,000 cycles

92mm PZ

Tested as part of a complete door set that
successfully achieved PAS24

Includes screw and spindle pack suitable for
60mm-70mm profiles (1 x 8mm x 120mm spindle,
2 x M5 x 70mm colour coordinated machine screws, 2 x
M5 x 80mm colour coordinated machine screws)

Product Codes


Windsor Dummy Lever Lever

White	Hardex Chrome	Hardex Satin	Hardex Bronze	Hardex Smoke
1F400	1F401	1F402	1F403	1F404

Kensington Inline Lever



External Lever




Internal Lever

Features & Benefits


- Solid die cast zinc construction with heavy duty spring cassette
Sturdy feel and consistent 90 degree lever return
- 3 x M6 screw fixings and anti-grab chamfered baseplate
Combats lever attack and grab attack with pliers or wrench
- Large heavy duty lever and low friction nylon bush
Easy to grip and operate, smooth action
- Integrated steel strengthening plate
Cylinder protection as standard
- Supplied with screw and spindle pack to suit 44-55mm composite doors
Everything needed for installation included
- Colour coordinated screw heads
Perfectly matching hardware, even down to the smallest details




White




Hardex
Chrome




Hardex
Satin



Hardex
Bronze



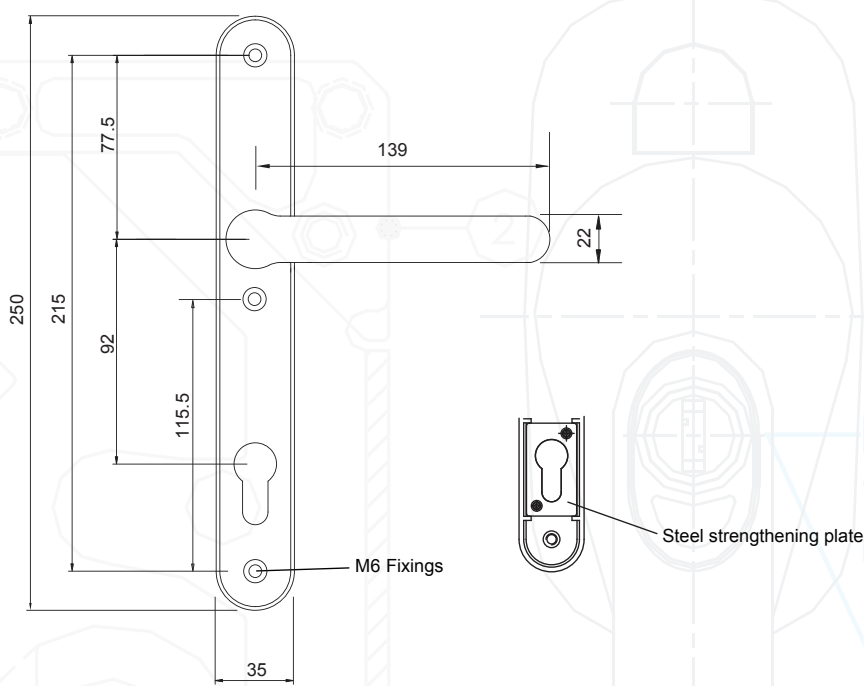
Hardex
Smoke



Hardex
Gold

Fab&Fix

Kensington Inline Lever Lever



All dimensions are shown in millimetres

Additional Benefits

- **Baseplate in common with all Kensington handles**
Same routing detail regardless of product variant chosen
- **Wide backplate**
To suit cylinder guards and accommodate larger cylinder preparation
- **Supplied fully assembled**
Simple and quick installation, no need to fit springs or lever
- **Supplied with care instructions**
Helps the homeowner to keep the hardware in optimal condition
- **Silicon Site-Protectors available**
Ensures perfect condition after installation
- **Each part packaged in a separate chamber, but supplied as a set**
No scratching of parts during transit

Technical Specification

Designed for PVC-U and Composite doors

All finishes salt spray tested to 480 hours
(BS EN 1670: Class 5)

Tested to 200,000 cycles

92mm PZ

Tested as part of a complete door set that successfully achieved PAS24

Includes screw and spindle pack suitable for 44mm - 54mm composite doors (1 x 8mm x 110mm spindle, 3 x M6 x 60mm colour coordinated machine screws)

Additional screw packs available to suit 60mm-70mm profiles

Product Codes

Kensington Inline Lever Lever

White	Hardex Chrome	Hardex Satin	Hardex Bronze	Hardex Smoke	Hardex Gold
1G000	1G001	1G002	1G003	1G004	1G005

Kensington Inline Lever Pad



External Pad

Features & Benefits


- Solid die cast zinc construction with heavy duty spring cassette
Sturdy feel and consistent 90 degree lever return
- 3 x M6 screw fixings and anti-grab chamfered baseplate
Combats lever attack and grab attack with pliers or wrench
- Large heavy duty lever and low friction nylon bush
Easy to grip and operate, smooth action
- Integrated steel strengthening plate
Cylinder protection as standard
- Supplied with screw and spindle pack to suit 44-55mm composite doors
Everything needed for installation included
- Colour coordinated screw heads
Perfectly matching hardware, even down to the smallest details



Internal Lever




White




Hardex
Chrome




Hardex
Satin



Hardex
Bronze



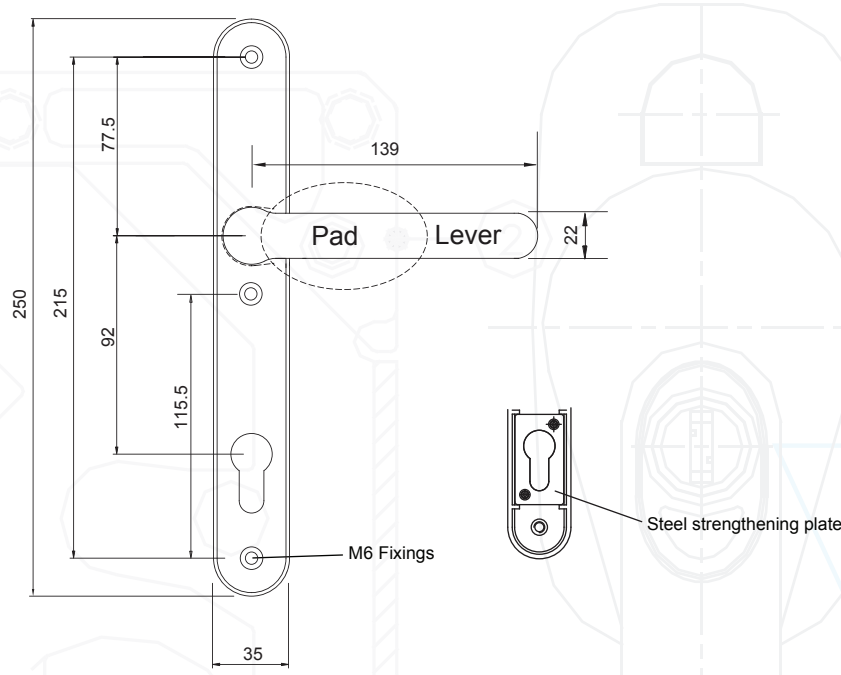
Hardex
Smoke



Hardex
Gold

Fab&Fix

Kensington Inline Lever Pad



All dimensions are shown in millimetres

Additional Benefits

- **Baseplate in common with all Kensington handles**
Same routing detail regardless of product variant chosen
- **Wide backplate**
To suit cylinder guards and accommodate larger cylinder preparation
- **Supplied fully assembled**
Simple and quick installation, no need to fit springs or lever
- **Supplied with care instructions**
Helps the homeowner to keep the hardware in optimal condition
- **Silicon Site-Protectors available**
Ensures perfect condition after installation
- **Each part packaged in a separate chamber, but supplied as a set**
No scratching of parts during transit

Technical Specification

Designed for PVC-U and Composite doors

All finishes salt spray tested to 480 hours (BS EN 1670: Class 5)

Tested to 200,000 cycles

Tested as part of a complete door set that successfully achieved PAS24

92mm PZ

Includes screw and spindle pack suitable for 44mm - 54mm composite doors (1 x 8mm x 110mm spindle, 3 x M6 x 60mm colour coordinated machine screws)

Additional screw packs available to suit 60mm-70mm profiles

Product Codes

Kensington Inline Lever Pad

White	Hardex Chrome	Hardex Satin	Hardex Bronze	Hardex Smoke	Hardex Gold
1G050	1G051	1G052	1G053	1G054	1G055

The E Series

Blenheim Inline Lever



Features & Benefits


- Solid die cast zinc construction with heavy duty spring cassette
Sturdy feel and consistent 90 degree lever return
- 92mm PZ handle with 240mm screw centres
Suits older locking systems
- Sculpted ergonomic lever and low friction nylon bush
Easy to grip and smooth action
- Supplied with screw and spindle pack to suit 60-70mm profiles
Everything needed for installation included




External Lever




Internal Lever




Hardex
Chrome




Hardex
Satin



Hardex
Bronze



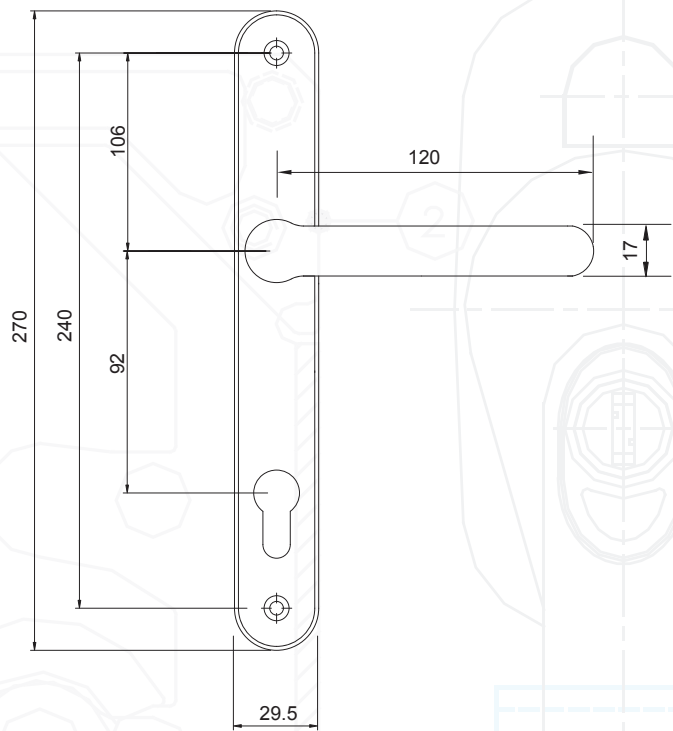
Hardex
Smoke



Hardex
Gold

Fab&Fix

Blenheim Inline Lever



All dimensions are shown in millimetres

Additional Benefits

- **Colour coordinated screw heads**
Perfectly matching hardware, even down to the smallest details
- **Supplied with care instructions**
Helps the homeowner to keep the hardware in optimal condition
- **Silicon Site-Protectors available**
Ensures perfect condition after installation
- **Each part packaged in a separate chamber, but supplied as a set**
No scratching of parts during transit
- **Supplied fully assembled**
Simple and quick installation, no need to fit springs or lever

Technical Specification

Designed for PVC-U and Composite doors

All finishes salt spray tested to 480 hours
(BS EN 1670: Class 5)

Tested to 200,000 cycles

92mm PZ

Includes screw and spindle pack suitable for 60mm - 70mm profiles (1 x 8mm x 120mm spindle, 2 x M5 x 70mm colour coordinated machine screws, 2 x M5 x 80mm colour coordinated machine screws)

Product Codes

Blenheim Inline Lever

White	Hardex Chrome	Hardex Satin	Hardex Bronze	Hardex Smoke
1H000	1H001	1H002	1H003	1H004

The E Series

Blenheim Offset Lever Pad



Features & Benefits


- Solid die cast zinc construction with heavy duty spring cassette
Sturdy feel and consistent 90 degree lever return
- 92/62mm PZ handle with 240mm screw centres
Suits older locking systems
- Sculpted ergonomic lever and low friction nylon bush
Easy to grip and smooth action
- Supplied with screw and spindle pack to suit 60-70mm profiles
Everything needed for installation included



External Pad




Internal Lever




Hardex
Chrome




Hardex
Satin



Hardex
Bronze



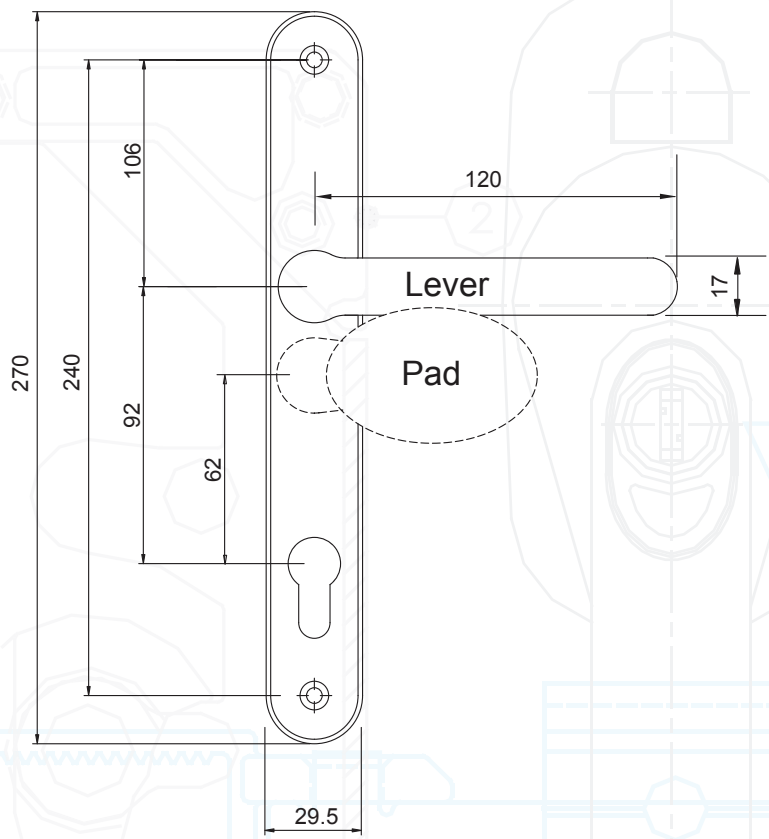
Hardex
Smoke



Hardex
Gold

Fab&Fix

Blenheim Offset Lever Pad



All dimensions are shown in millimetres

Additional Benefits

- **Colour coordinated screw heads**
Perfectly matching hardware, even down to the smallest details
- **Supplied with care instructions**
Helps the homeowner to keep the hardware in optimal condition
- **Silicon Site-Protectors available**
Ensures perfect condition after installation
- **Each part packaged in a separate chamber, but supplied as a set**
No scratching of parts during transit
- **Supplied fully assembled**
Simple and quick installation, no need to fit springs or lever

Technical Specification

Designed for PVC-U and Composite doors

All finishes salt spray tested to 480 hours
BS EN 1670: Class 5)

Tested to 200,000 cycles

92mm / 62mm PZ

Includes screw and spindle pack suitable for 60mm - 70mm profiles (1 x 8mm x 120mm spindle, 2 x M5 x 70mm colour coordinated machine screws, 2 x M5 x 80mm colour coordinated machine screws)

Product Codes

Blenheim Offset Lever Pad

White	Hardex Chrome	Hardex Satin	Hardex Bronze	Hardex Smoke
1H050	1H051	1H052	1H053	1H054

The E Series

Farnham Inline Lever



External Lever

Features & Benefits


- 68mm PZ door handle
Compatible with 68mm PZ Fullex door locks
- Solid die cast zinc construction with heavy duty spring cassette
Sturdy feel and consistent 90 degree lever return
- Sculpted ergonomic lever and low friction nylon bush
Easy to grip and smooth action
- Wide backplate
To suit cylinder guards and accommodate larger cylinder preparation
- Supplied with screw and spindle pack to suit 44-70mm profiles
Everything needed for installation included
- Colour coordinated screw heads
Perfectly matching hardware, even down to the smallest details



Internal Lever



White




Hardex
Chrome




Hardex
Satin



Hardex
Bronze



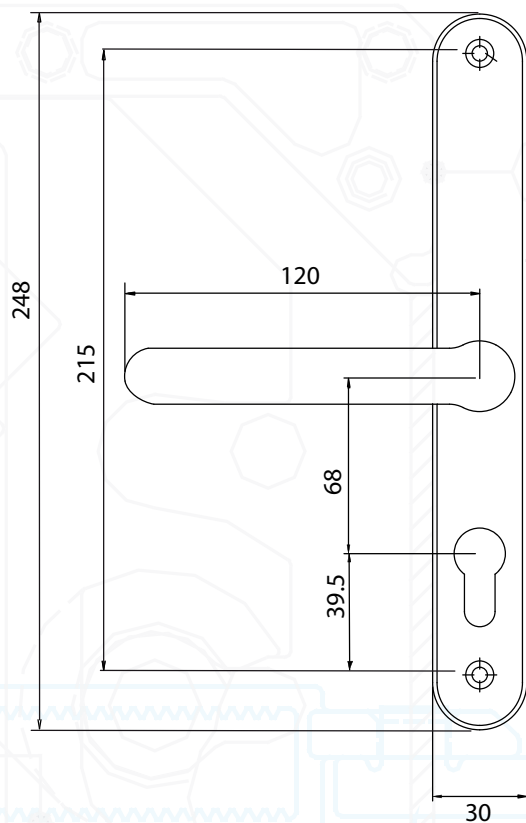
Hardex
Smoke



Hardex
Gold

Fab&Fix

Farnham Inline Lever Lever



All dimensions are shown in millimetres

Additional Benefits

- **Supplied fully assembled**
Simple and quick installation, no need to fit springs or lever
- **Supplied with care instructions**
Helps the homeowner to keep the hardware in optimal condition
- **Silicon Site-Protectors available**
Ensures perfect condition after installation
- **Each part packaged in a separate chamber, but supplied as a set**
No scratching of parts during transit

Technical Specification

Designed for PVC-U and Composite doors

All finishes salt spray tested to 480 hours
(BS EN 1670: Class 5)

Tested to 200,000 cycles

68mm PZ

Includes screw and spindle pack suitable for 44mm - 70mm profiles (1 x 8mm x 110mm spindle, 1 x 8mm x 120mm spindle, 2 x M5 x 55mm colour coordinated machine screws, 2 x M5 x 70mm colour coordinated machine screws, 2 x M5 x 80mm colour coordinated machine screws)

Product Codes

Farnham Inline Lever Lever

White	Hardex Chrome	Hardex Satin	Hardex Bronze	Hardex Smoke	Hardex Gold
1Q000	1Q001	1Q002	1Q003	1Q004	1Q005

Farnham Inline Snib Lever Lever



External Lever

Features & Benefits

- 68mm PZ door handle
Compatible with 68mm PZ Fullex door locks
- Solid die cast zinc construction with heavy duty spring cassette
Sturdy feel and consistent 90 degree lever return
- Sculpted ergonomic lever and low friction nylon bush
Easy to grip and smooth action
- Wide backplate
To suit cylinder guards and accommodate larger cylinder preparation
- Supplied with screw and spindle pack to suit 60-70mm profiles
Everything needed for installation included
- Colour coordinated screw heads
Perfectly matching hardware, even down to the smallest details




Internal Lever



White




Hardex
Chrome




Hardex
Satin



Hardex
Bronze



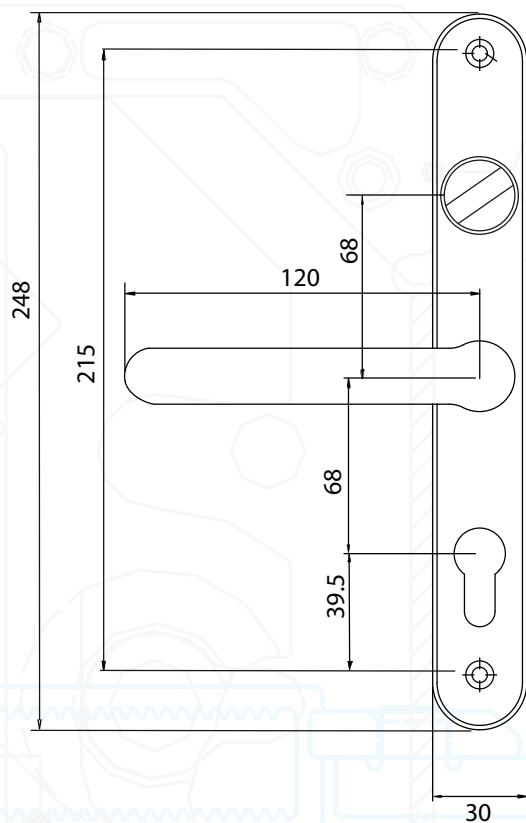
Hardex
Smoke



Hardex
Gold

Fab&Fix

Farnham Inline Snib Lever Lever



All dimensions are shown in millimetres

Additional Benefits

- **Supplied fully assembled**
Simple and quick installation, no need to fit springs or lever
- **Supplied with care instructions**
Helps the homeowner to keep the hardware in optimal condition
- **Silicon Site-Protectors available**
Ensures perfect condition after installation
- **Each part packaged in a separate chamber, but supplied as a set**
No scratching of parts during transit

Technical Specification

Designed for PVC-U and Composite doors

All finishes salt spray tested to 480 hours (BS EN 1670: Class 5)

Tested to 200,000 cycles

68mm PZ


Includes screw and spindle pack suitable for 44mm - 70mm profiles (1 x 8mm x 110mm spindle, 1 x 8mm x 120mm spindle, 2 x M5 x 55mm colour coordinated machine screws, 2 x M5 x 70mm colour coordinated machine screws, 2 x M5 x 80mm colour coordinated machine screws)

Product Codes

Farnham Inline Snib Lever Lever

White	Hardex Chrome	Hardex Satin	Hardex Bronze	Hardex Smoke	Hardex Gold
1Q050	1Q051	1Q052	1Q053	1Q054	1Q055

Farnham Blank Plate / Lever




External Plate

Features & Benefits


- Solid die cast zinc construction with heavy duty spring cassette
Sturdy feel and consistent 90 degree lever return
- Sculpted ergonomic lever and low friction nylon bush
Easy to grip and smooth action
- Wide backplate
To suit cylinder guards and accommodate larger cylinder preparation
- Supplied with screw and spindle pack to suit 44mm profiles
Everything needed for installation included
- Colour coordinated screw heads
Perfectly matching hardware, even down to the smallest details



Internal Lever



White




Hardex
Chrome




Hardex
Satin



Hardex
Bronze



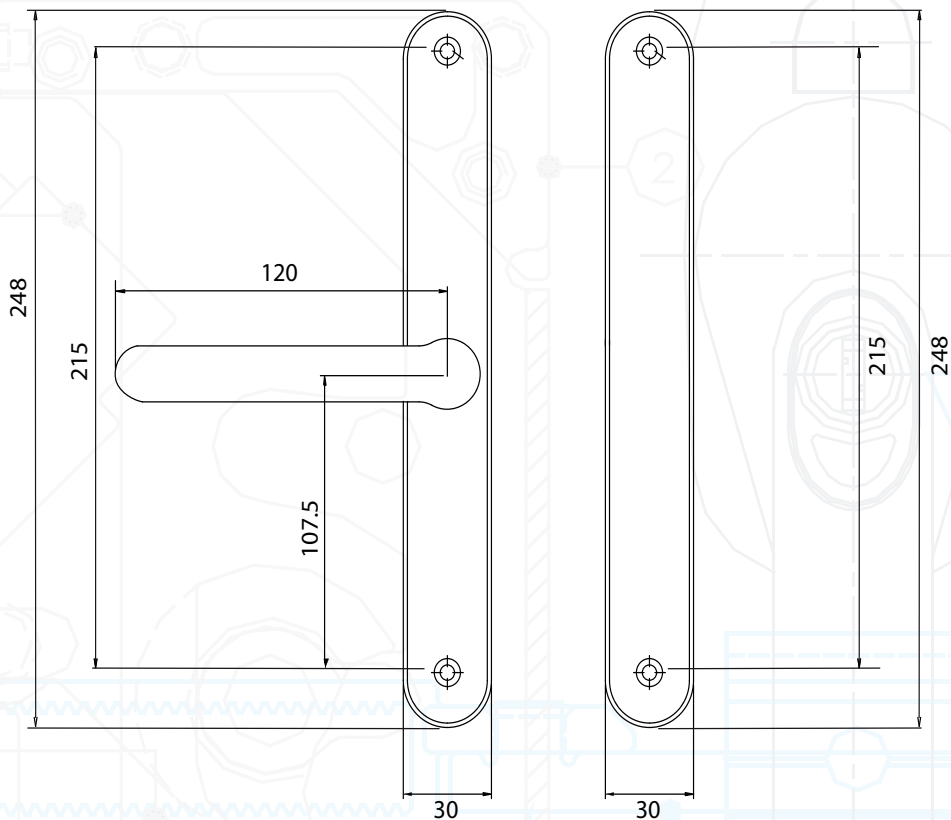
Hardex
Smoke



Hardex
Gold

Fab&Fix

Farnham Blank Plate / Lever



All dimensions are shown in millimetres

Additional Benefits

- **Supplied fully assembled**
Simple and quick installation, no need to fit springs or lever
- **Supplied with care instructions**
Helps the homeowner to keep the hardware in optimal condition
- **Silicon Site-Protectors available**
Ensures perfect condition after installation
- **Each part packaged in a separate chamber, but supplied as a set**
No scratching of parts during transit

Technical Specification

All finishes salt spray tested to 480 hours (BS EN 1670: Class 5)

Tested to 200,000 cycles

Includes screw and spindle pack suitable for 44mm profiles (1 x 8mm x 70mm spindle, 2 x M5 x 55mm colour co-ordinated machine screw)

Product Codes

Farnham Blank Plate / Lever

White	Hardex Chrome	Hardex Satin	Hardex Bronze	Hardex Smoke	Hardex Gold
1Q100	1Q101	1Q102	1Q103	1Q104	1Q105

The E Series

Universal Inline Lever Lever




Features & Benefits

- **92mm PZ door handle with long backplate**
Compatible with the majority of UK doorlocks
- **296mm long backplate**
Perfect repair handle, screws fit above and below most doorlock gearboxes
- **Solid die cast zinc construction with heavy duty spring cassette**
Sturdy feel and consistent 90 degree lever return
- **Sculpted ergonomic lever and low friction nylon bush**
Easy to grip and smooth action
- **Supplied with screw and spindle pack to suit 60-70mm profiles**
Everything needed for installation included
- **Colour coordinated screw heads**
Perfectly matching hardware, even down to the smallest details



White




Hardex
Chrome




Hardex
Satin



Hardex
Bronze



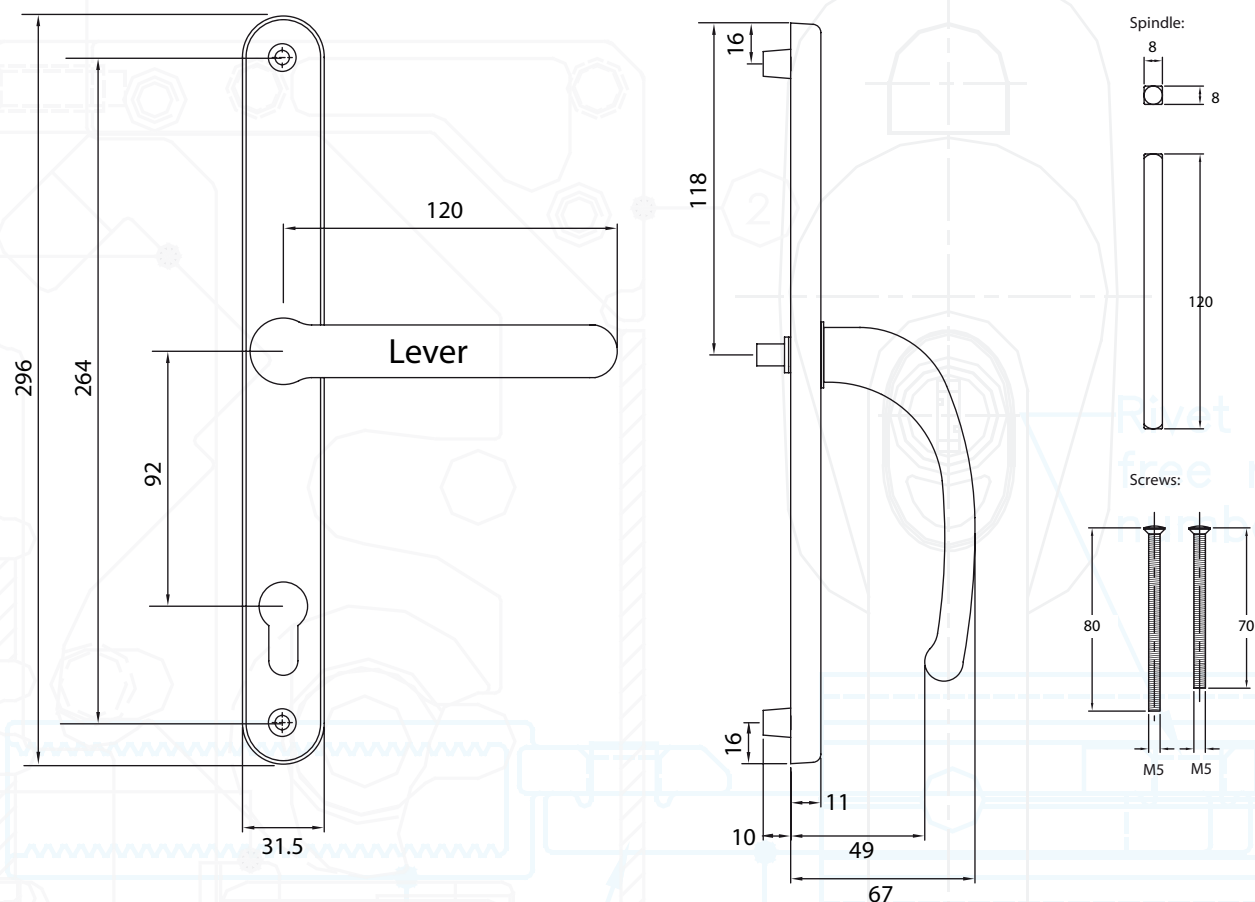
Hardex
Smoke



Hardex
Gold

Fab&Fix

Universal Inline Lever Lever



Additional Benefits

- **Supplied fully assembled**
Simple and quick installation, no need to fit springs or lever
- **Supplied with care instructions**
Helps the homeowner to keep the hardware in optimal condition
- **Silicon Site-Protectors available**
Ensures perfect condition after installation
- **Each part packaged in a separate chamber, but supplied as a set**
No scratching of parts during transit

Technical Specification

Designed for PVC-U and Composite doors

All finishes salt spray tested to 480 hours (BS EN 1670: Class 5)

Tested to 200,000 cycles

92mm PZ

Includes screw and spindle pack suitable for 60mm - 70mm profiles (1 x 8mm x 120mm spindle, 2 x M5 x 70mm colour coordinated machine screws, 2 x M5 x 80mm colour coordinated machine screws)

Product Codes

Universal Inline Lever Lever

White	Hardex Chrome	Hardex Satin	Hardex Bronze	Hardex Smoke	Hardex Gold
1P000	1P001	1P002	1P003	1P004	1P005

Versailles Inline Lever



Features & Benefits

- 70mm PZ screw fixings with a 7mm spindle
Suits continental European and aluminium doorlocks
- Solid die cast zinc construction with heavy duty spring cassette
Sturdy feel and consistent 90 degree lever return
- Extra wide 40mm backplate
To suit classic European design
- Sculpted ergonomic lever and low friction nylon bush
Easy to grip and smooth action
- Supplied with screw and spindle pack to suit 60-70mm profiles
Everything needed for installation included




External
Lever




Internal Lever



White



Hardex
Chrome



Hardex
Satin



Hardex
Bronze



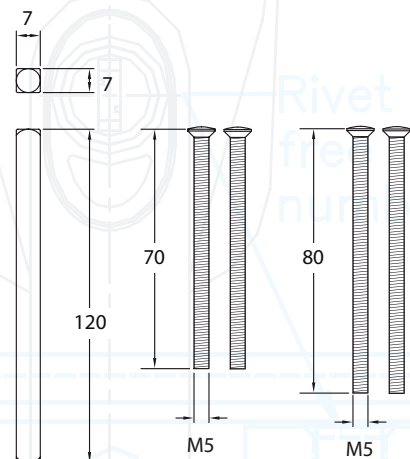
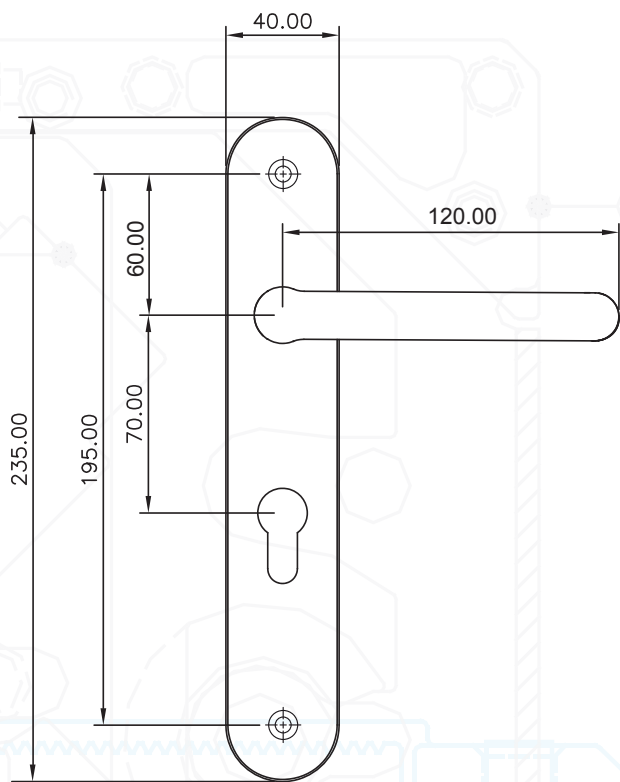
Hardex
Smoke



Hardex
Gold

Fab&Fix

Versailles Inline Lever Lever



Screws and spindle included

All dimensions are shown in millimetres

Additional Benefits

- **Colour coordinated screw heads**
Perfectly matching hardware, even down to the smallest details
- **Supplied fully assembled**
Simple and quick installation, no need to fit springs or lever
- **Supplied with care instructions**
Helps the homeowner to keep the hardware in optimal condition
- **Each part packaged in a separate chamber, but supplied as a set**
No scratching of parts during transit

Technical Specification

Designed for PVC-U and Composite doors

All finishes salt spray tested to 480 hours
(BS EN 1670: Class 5)

Tested to 200,000 cycles

70mm PZ

Includes screw and spindle pack suitable for 60mm - 70mm profiles (1 x 7mm x 120mm spindle, 2 x M5 x 70mm colour coordinated machine screws, 2 x M5 x 80mm colour coordinated machine screws)

Product Codes

Versailles Inline Lever Lever

White	Hardex Chrome	Hardex Satin	Hardex Bronze	Hardex Smoke	Hardex Gold
1K000	1K001	1K002	1K003	1K004	1K005

The E Series

Heidelberg Slam Shut




Features & Benefits


- External D ring handle and internal lever
Suitable for slam shut operation
- Solid die cast zinc construction with heavy duty spring cassette
Sturdy feel and consistent 90 degree internal lever return
- Non-handed design
D ring handle and lever can be easily reversed
- Sculpted ergonomic D ring and lever with low friction nylon bush
Easy to grip, inside and out, with smooth action
- Lever design matches the Kensington handle
Create a perfectly matching set with the Kensington entrance door handle



White




Hardex
Chrome




Hardex
Satin



Hardex
Bronze



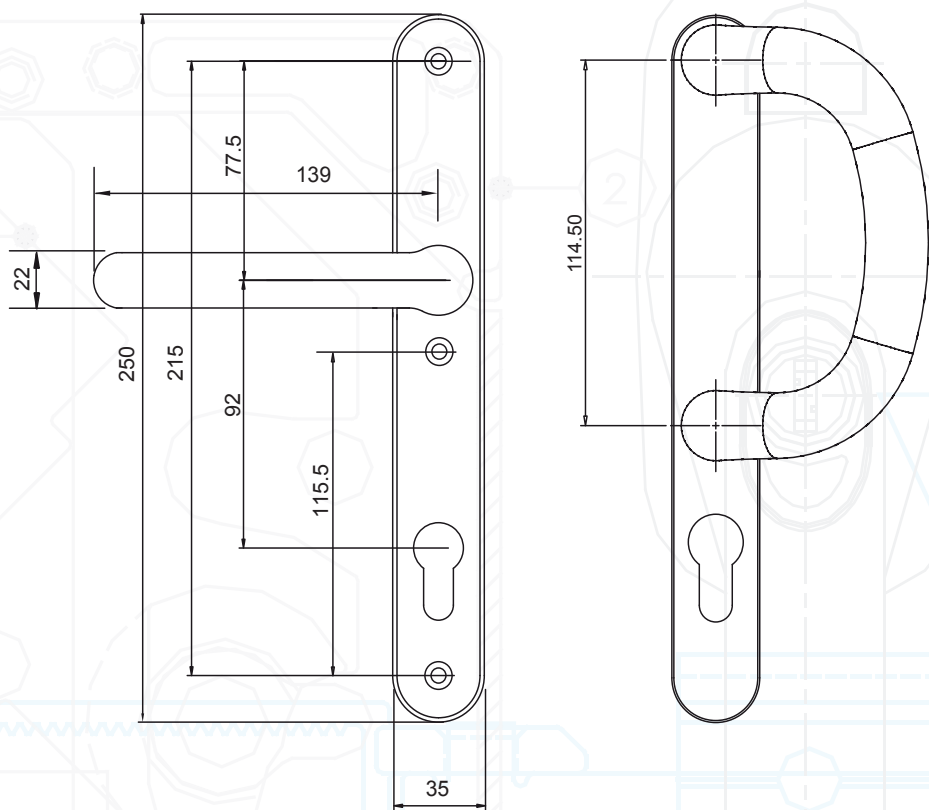
Hardex
Smoke



Hardex
Gold

Fab&Fix

Heidelberg Slam Shut



All dimensions are shown in millimetres

Additional Benefits

- **Colour coordinated screw heads**
Perfectly matching hardware, even down to the smallest details
- **Wide backplate**
To suit cylinder guards and accommodate larger cylinder preparation
- **Supplied with care instructions**
Helps the homeowner to keep the hardware in optimal condition
- **Each part packaged in a separate chamber, but supplied as a set**
No scratching of parts during transit

Technical Specification

Designed for PVC-U and Composite doors

All finishes salt spray tested to 480 hours (BS EN 1670: Class 5)

Tested to 200,000 cycles

92mm PZ

Requires additional screw and spindle pack with M6 machine screws and 8mm spindle

Product Codes

Heidelberg Slam Shut

White	Hardex Chrome	Hardex Satin	Hardex Bronze	Hardex Smoke	Hardex Gold
1L000	1L001	1L002	1L003	1L004	1L005

The E Series

Pembroke Patio Locking



Features & Benefits

- Sculpted ergonomic D ring handles
Easy to grip, softly sculptured
- Solid die cast zinc construction
Heavyweight handles with sturdy feel
- Non handed design
D ring handles can easily be reversed
- Screws included to suit 40-70mm profiles
Everything needed for installation included




External Handle




Internal Handle



White




Hardex
Chrome




Hardex
Satin



Hardex
Bronze



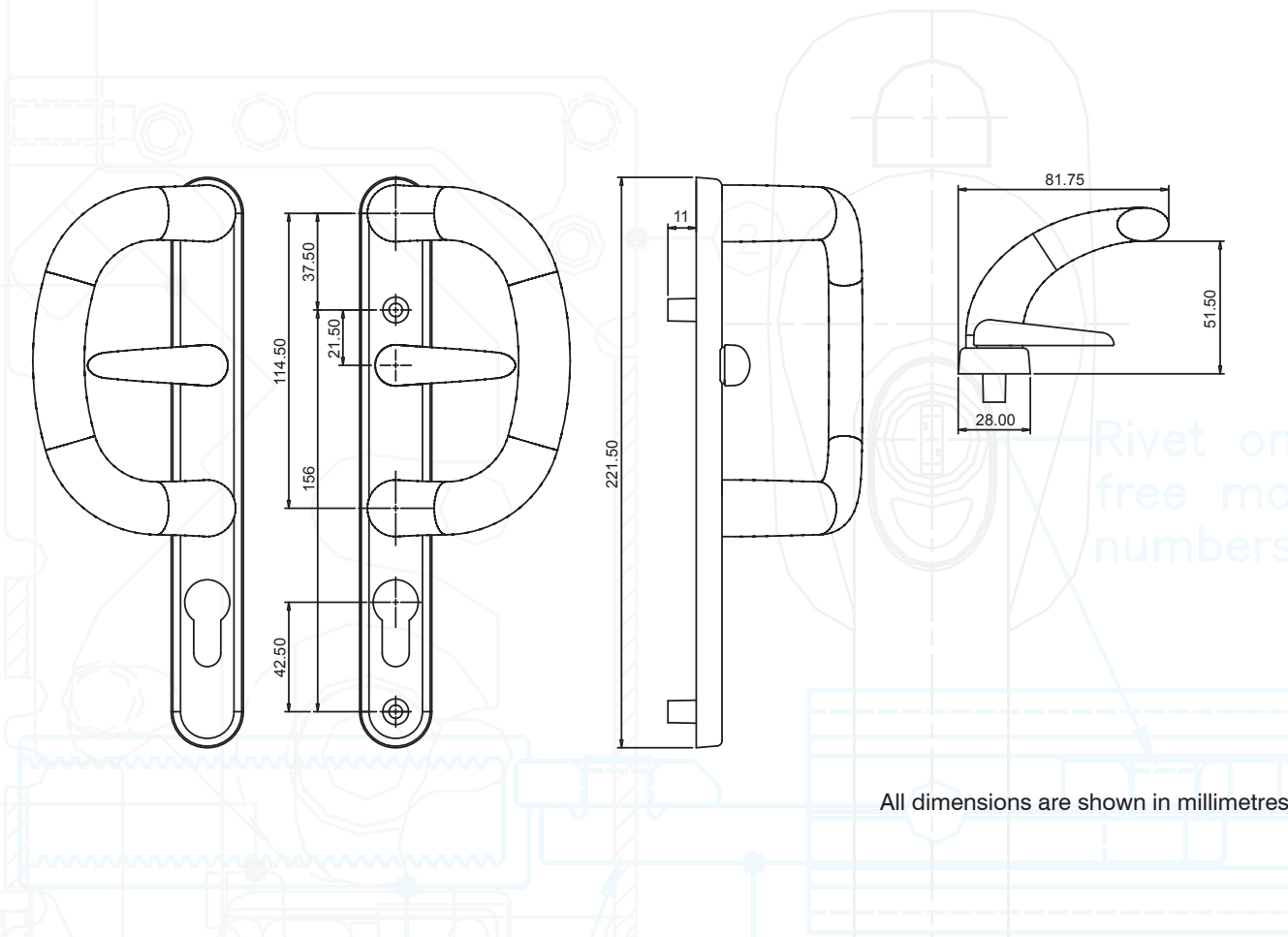
Hardex
Smoke



Hardex
Gold

Fab&Fix

Pembroke Patio Locking



All dimensions are shown in millimetres

Additional Benefits

- **Integral latch lever**
Enables keyless secondary locking
- **Supplied with care instructions**
Helps the homeowner to keep the hardware in optimal condition
- **Each part packaged in a separate chamber, but supplied as a set**
No scratching of parts during transit
- **Colour coordinated screw heads**
Perfectly matching hardware, even down to the smallest details

Technical Specification

Designed for PVC-U Patio doors

All finishes salt spray tested to 480 hours (BS EN 1670: Class 5)

92mm PZ

Includes screw and spindle pack suitable for 40mm - 70mm profiles (1 x 7mm x 75mm spindle, 1 x 7mm x 85mm spindle, 1 x 7mm x 95mm spindle, 2 x M5 x 58mm colour coordinated machine screws, 2 x M5 x 70mm colour coordinated machine screws, 2 x M5 x 80mm colour coordinated machine screws)

Product Codes

Pembroke Patio Locking

White	Hardex Chrome	Hardex Satin	Hardex Bronze	Hardex Smoke	Hardex Gold
1M000	1M001	1M002	1M003	1M004	1M005

Pembroke Patio Non-Locking




Features & Benefits

- Sculpted ergonomic D ring handles
Easy to grip, softly sculptured
- Solid die cast zinc construction
Heavyweight handles with sturdy feel
- Non handed design
D ring handles can easily be reversed
- Screws included to suit 40-70mm profiles
Everything needed for installation included



White




Hardex
Chrome




Hardex
Satin



Hardex
Bronze



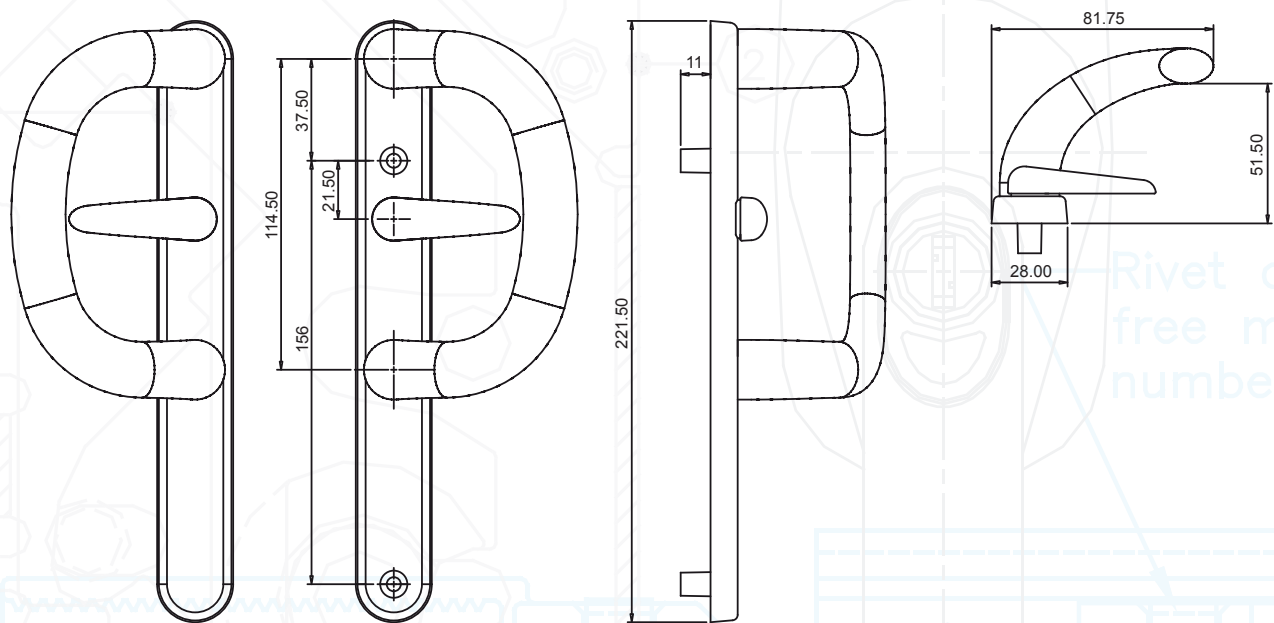
Hardex
Smoke



Hardex
Gold

Fab&Fix

Pembroke Patio Non-Locking



All dimensions are shown in millimetres

Additional Benefits

- **Supplied with care instructions**
Helps the homeowner to keep the hardware in optimal condition
- **Silicon Site-Protectors available**
Ensures perfect condition after installation
- **Each part packaged in a separate chamber, but supplied as a set**
No scratching of parts during transit
- **Colour coordinated screw heads**
Perfectly matching hardware, even down to the smallest details

Technical Specification

Designed for PVC-U Patio doors

All finishes salt spray tested to 480 hours
(BS EN 1670: Class 5)

Includes screw and spindle pack suitable for 40mm - 70mm profiles (1 x 7mm x 75mm spindle, 1 x 7mm x 85mm spindle, 1 x 7mm x 95mm spindle, 2 x M5 x 58mm colour coordinated machine screws, 2 x M5 x 70mm colour coordinated machine screws, 2 x M5 x 80mm colour coordinated machine screws)

Product Codes

Pembroke Patio Non-Locking

White	Hardex Chrome	Hardex Satin	Hardex Bronze	Hardex Smoke	Hardex Gold
1M050	1M051	1M052	1M053	1M054	1M055

The E Series

Cherwell Interior Locking




Features & Benefits

- 57mm PZ interior timber door handle set
Substantial upgrade from standard internal door handles
- Solid die cast zinc construction with heavy duty spring cassette
Sturdy feel and consistent 90 degree lever return
- Modern, angular design
Elegant styling
- Colour coordinated screw heads
Perfectly matching hardware, even down to the smallest details
- Supplied with screw and spindle pack to suit 44-60mm interior doors
Everything needed for installation included



White




Hardex
Chrome




Hardex
Satin



Hardex
Bronze



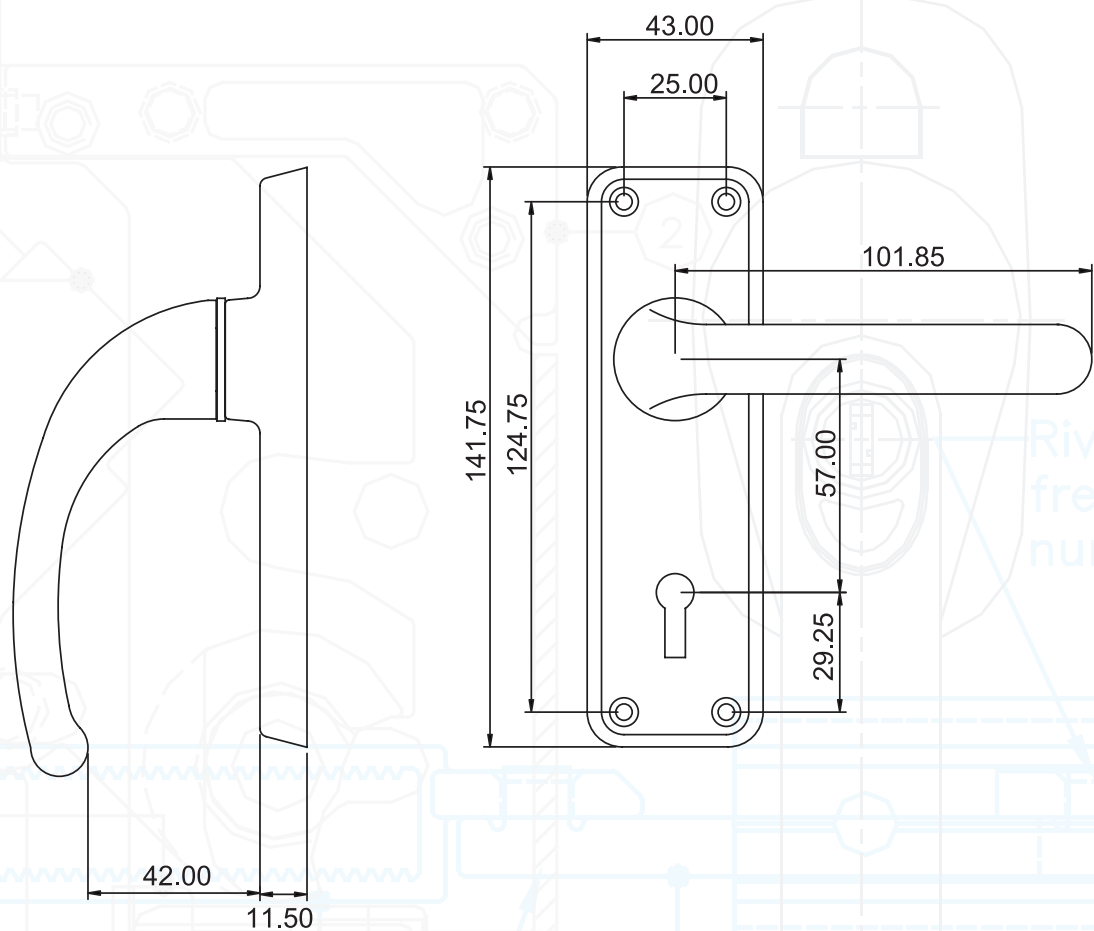
Hardex
Smoke



Hardex
Gold

Fab&Fix

Cherwell Interior Locking



All dimensions are shown in millimetres

Additional Benefits

- Each part packaged in a separate chamber, but supplied as a set
No scratching of parts during transit
- Non-locking version also available
Possible for homeowner to match all their internal door handles

Technical Specification

Designed for Timber interior doors
Suitable for use with 5 lever mortice locks
All finishes salt spray tested to 480 hours (BS EN 1670: Class 5)
Tested to 200,000 cycles
57mm PZ
Includes screw and spindle pack suitable for 44mm - 60mm interior doors (1 x 8mm x 100mm spindle, 8 x 4mm x 25mm colour coordinated dome head wood screws)

Product Codes

Cherwell Interior Locking

White	Hardex Chrome	Hardex Satin	Hardex Bronze	Hardex Smoke	Hardex Gold
5A000	5A001	5A002	5A003	5A004	5A005

The E Series

Cherwell Interior Non-Locking




Features & Benefits

- 57mm PZ interior timber door handle set
Substantial upgrade from standard internal door handles
- Solid die cast zinc construction with heavy duty spring cassette
Sturdy feel and consistent 90 degree lever return
- Modern, angular design
Elegant styling
- Colour coordinated screw heads
Perfectly matching hardware, even down to the smallest details
- Supplied with screw and spindle pack to suit 44-60mm interior doors
Everything needed for installation included



White




Hardex
Chrome




Hardex
Satin



Hardex
Bronze



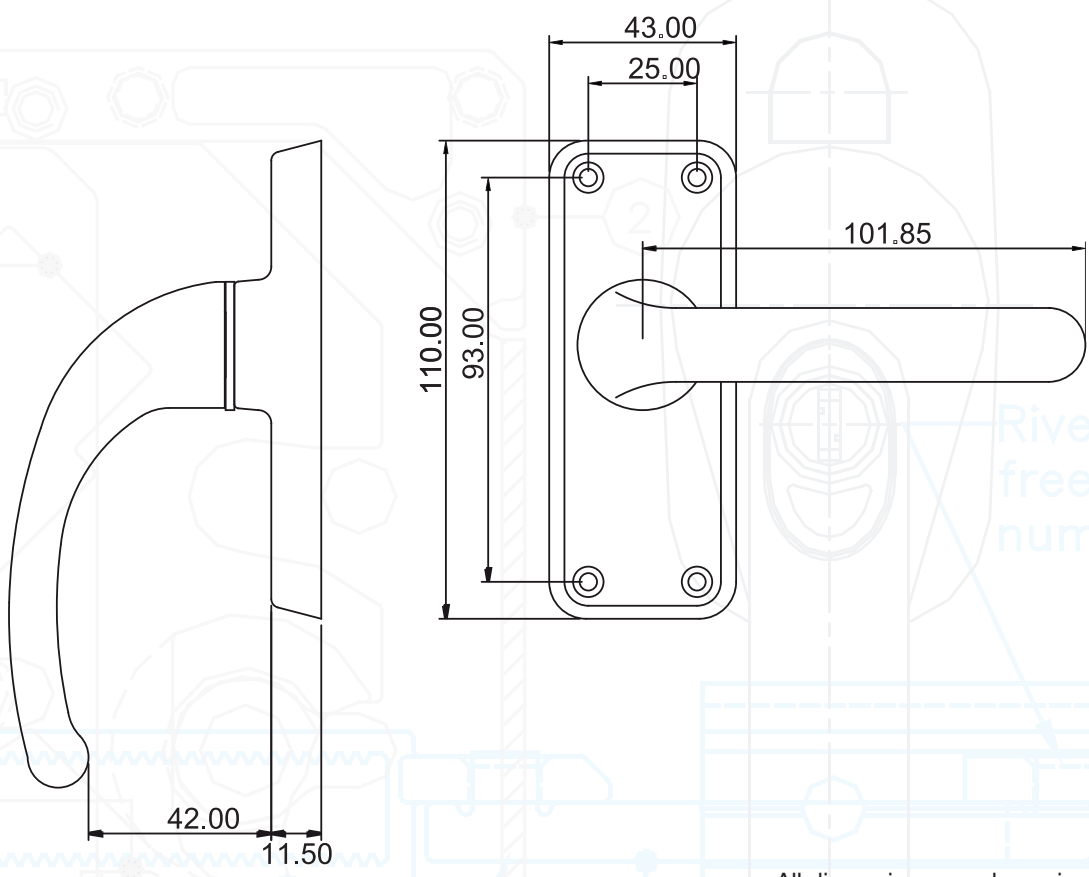
Hardex
Smoke



Hardex
Gold

Fab&Fix

Cherwell Interior Non-Locking



All dimensions are shown in millimetres

Additional Benefits

- Each part packaged in a separate chamber, but supplied as a set
No scratching of parts during transit
- Locking version also available
Possible for homeowner to match all their internal door handles

Technical Specification

Designed for Timber interior doors

All finishes salt spray tested to 480 hours (BS EN 1670: Class 5)

Tested to 200,000 cycles

Includes screw and spindle pack suitable for 44mm - 60mm interior doors (1 x 8mm x 100mm spindle, 8 x 4mm x 25mm colour coordinated dome head wood screws)

Product Codes

Cherwell Interior Non-Locking

White	Hardex Chrome	Hardex Satin	Hardex Bronze	Hardex Smoke	Hardex Gold
5A050	5A051	5A052	5A053	5A054	5A055

The E Series

Isis Interior Locking




Features & Benefits


- 57mm PZ interior timber door handle set
Substantial upgrade from internal door handles
- Solid die cast zinc construction with heavy duty spring cassette
Sturdy feel and consistent 90 degree lever return
- Soft, curving design
Elegant styling
- Colour coordinated screw heads
Perfectly matching hardware, even down to the smallest details
- Supplied with screw and spindle pack to suit 44-60mm interior doors
Everything needed for installation included



White




Hardex
Chrome



Hardex
Satin



Hardex
Bronze



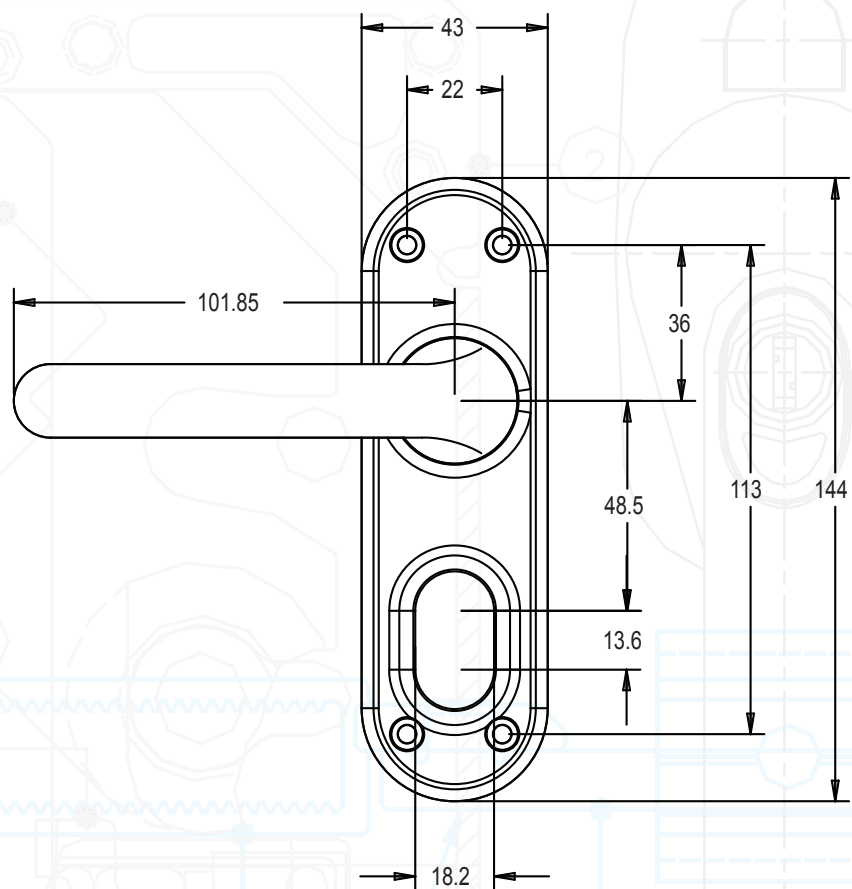
Hardex
Smoke



Hardex
Gold

Fab&Fix

Isis Interior Locking



All dimensions are shown in millimetres

Additional Benefits

- Each part packaged in a separate chamber, but supplied as a set
No scratching of parts during transit
- Non-locking version also available
Possible for homeowner to match all their internal door handles

Technical Specification

Designed for Timber interior doors
Suitable for use with oval cylinders
All finishes salt spray tested to 480 hours (BS EN 1670: Class 5)
Tested to 200,000 cycles
57mm PZ
Includes screw and spindle pack suitable for 44mm - 60mm internal doors (1 x 8mm x 100mm spindle, 8 x 4mm x 25mm colour coordinated dome head wood screws)

Product Codes

Isis Interior Locking

White	Hardex Chrome	Hardex Satin	Hardex Bronze	Hardex Smoke	Hardex Gold
5A100	5A101	5A102	5A103	5A104	5A105

Isis Interior Non-Locking




Features & Benefits


- 57mm PZ interior timber door handle set
Substantial upgrade from standard internal door handles
- Solid die cast zinc construction with heavy duty spring cassette
Sturdy feel and consistent 90 degree lever return
- Soft, curving design
Elegant styling
- Colour coordinated screw heads
Perfectly matching hardware, even down to the smallest details
- Supplied with screw and spindle pack to suit 44-60mm interior doors
Everything needed for installation included



White




Hardex
Chrome



Hardex
Satin



Hardex
Bronze



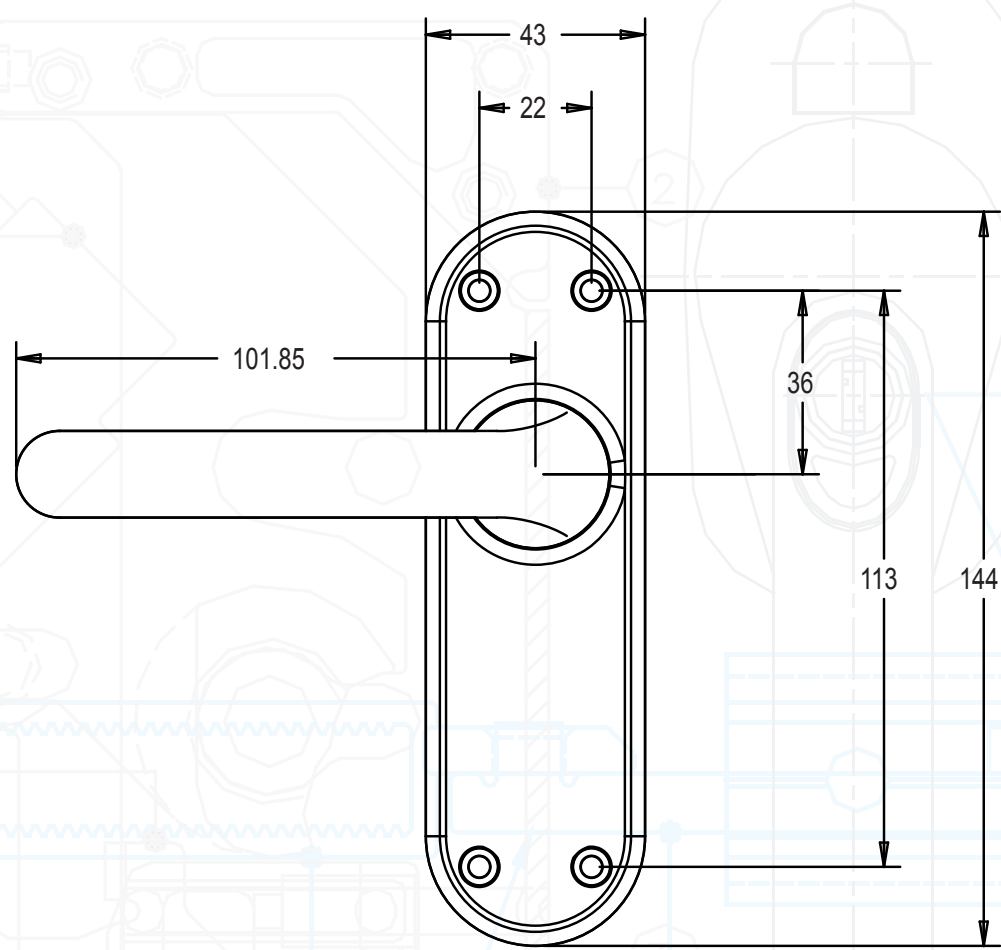
Hardex
Smoke



Hardex
Gold

Fab&Fix

Isis Interior Non-Locking



All dimensions are shown in millimetres

Additional Benefits

- Each part packaged in a separate chamber, but supplied as a set
No scratching of parts during transit
- Locking version also available
Possible for homeowner to match all their internal door handles

Technical Specification

Designed for Timber interior doors

All finishes salt spray tested to 480 hours
(BS EN 1670: Class 5)

Tested to 200,000 cycles

Includes screw and spindle pack suitable for
44mm - 60mm internal doors (1 x 8mm x 100mm
spindle, 8 x 4mm x 25mm colour coordinated
dome head wood screws)

Product Codes

Isis Interior Non-Locking


White	Hardex Chrome	Hardex Satin	Hardex Bronze	Hardex Smoke	Hardex Gold
5A150	5A151	5A152	5A153	5A154	5A155

Anchorage Intelligent Strength




Features & Benefits

- Classic lift on/lift off or lift out flag design
Traditional assembly, ease of fitting, allows sash removal in low ceiling applications
- Long reach sash plate with integral fixing lugs
Optimal strength and stability with 4 screws locating into the profile's steel re-inforcing
- True 3D adjustment with supplied allen keys
Allows for final tweaking and perfect sash alignment
- Available in 14mm, 17mm and 21mm stack heights
Works with all major profile systems
- Security sash cover cap and extended pin
Prevents intruder from removing cover cap and lifting the door out



Hardex
Chrome



Hardex
Satin



Hardex
Bronze



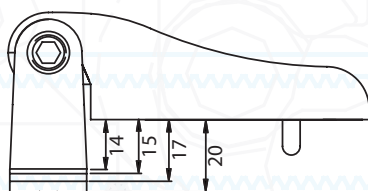
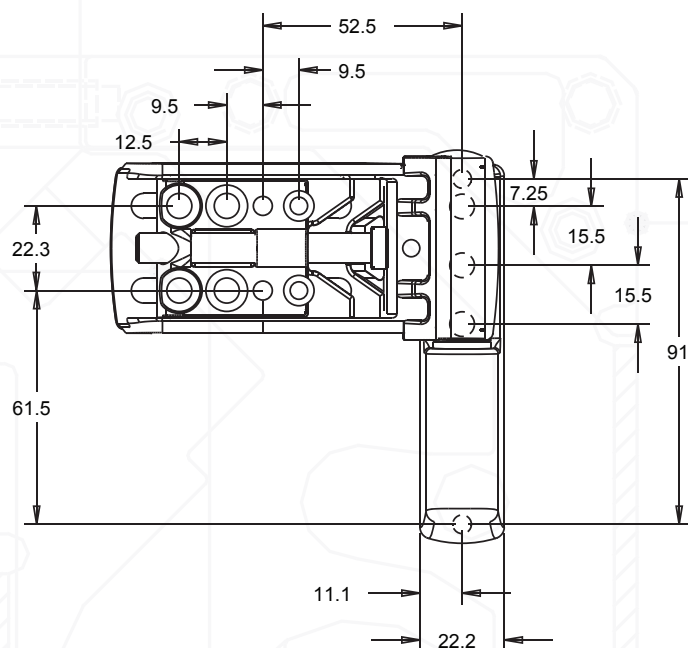
Hardex
Smoke



Hardex
Gold

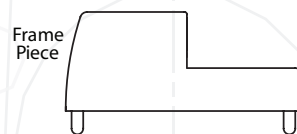
Fab&Fix

Anchorage Intelligent Strength



Sash frame rebate height
Suitable for Sash Frame sizes of
14.0mm and higher

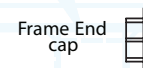
COMPONENT PARTS LIST



Compression
Pin



Packers
1.5/2.0/3.0mm



All dimensions are shown in millimetres

Additional Benefits

- Dual mount fixings for optional use of M6 screws
For an even stronger hold
- Tray based packaging, 3 hinges per tray
Convenient full door assembly
- 30kg sash weight load per hinge
Support up to 90kg with 3 hinges
- Dedicated individual or telescopic fixing jigs
available
Faster, more accurate fabrication
- Suitable for interior or exterior fitting
Convenience for the fabricator

Technical Specification

Designed for PVC-U doors

All finishes salt spray tested to 480 hours
(BS EN 1670:Class 5)

Tested as part of a complete door set that
successfully achieved PAS23

Horizontal adjustment of +/-8mm; height adjustment
of +4mm/-2mm; compression adjustment of +/-1.5mm

Tested to 200,000 cycles

Tested with 3 hinges up to 90kg sash

Includes 3mm, 2mm & 1.5mm packers

Product Codes

Anchorage Intelligent Strength

Size	Hardex Chrome	Hardex Satin	Hardex Bronze	Hardex Smoke	Hardex Gold
14mm	2A004	2A005	2A006	2A007	2A008
17mm	2A054	2A055	2A056	2A057	2A058
21mm	2A104	2A105	2A106	2A107	2A108


The E Series

Anchorage Heavy Duty



Features & Benefits

- High security design with patented lift on/lift off capability, unique in a captured hinge
Peace of mind as well as flexible assembly and ease of fitting
- Long reach sash plate with integral fixing lugs
Optimal strength and stability with 4 screws locating into the profile's steel re-inforcing
- True 3D adjustment with supplied allen keys
Allows for final tweaking and perfect sash alignment
- Available in 14mm, 17mm and 21mm stack heights
Works with all major profile systems
- Security sash cover cap and anti-lift pin
Prevents intruder from removing cover cap and lifting out the door




Hardex
Chrome



Hardex
Satin



Hardex
Bronze



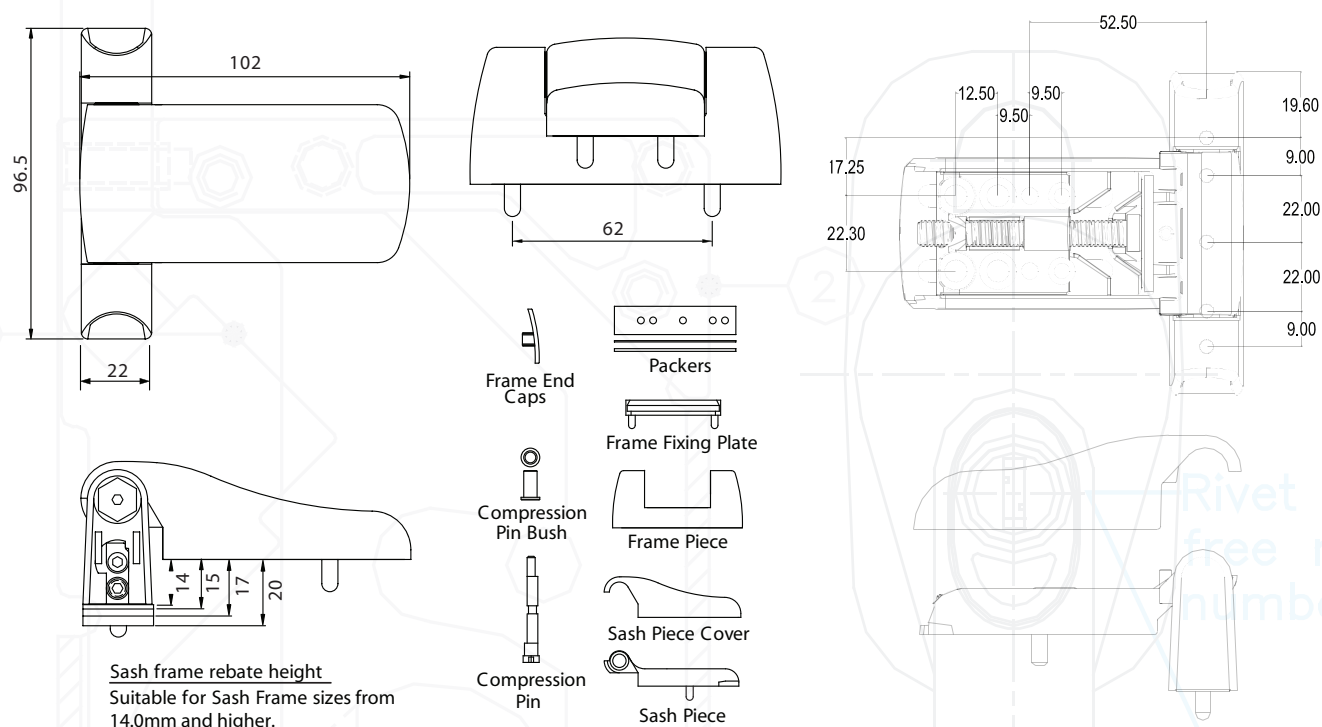
Hardex
Smoke



Hardex
Gold

Fab&Fix

Anchorage Heavy Duty



All dimensions are shown in millimetres

Additional Benefits

- **Dual mount screw fixings on sash piece** for optional use of M6 screws
Strong hold on sash and frame
- **Colour coordinated cover caps and packers**
Perfectly matching components, to the smallest details
- **Secured by Design**
Additional peace of mind
- **40kg sash weight load per hinge**
Support up to 120kg with 3 hinges
- **Dedicated individual or telescopic fixing jigs available**
Faster, more accurate fabrication
- **Tray based packaging, 3 hinges per tray**
Convenient full door assembly
- **Suitable for interior or exterior fitting**
Convenience for the fabricator

Technical Specification

Designed for PVC-U doors

All finishes salt spray tested to 480 hours
(BS EN 1670: Class 5)

Tested to 200,000 cycles

Tested as part of a complete door set that successfully achieved PAS23

Tested as part of a complete door set that successfully achieved PAS24

Tested with 4 hinges up to 160kg sash

Horizontal adjustment of +/-6mm; height adjustment of +4mm/-1mm; compression adjustment of +/-1.5mm

Includes 2mm & 1.5mm packers
(3mm available to order)

Product Codes

Anchorage Heavy Duty

Size	White	Hardex Chrome	Hardex Satin	Hardex Bronze	Hardex Smoke
14mm	2B000	2B004	2B005	2B006	2B007
17mm	2B050	2B054	2B055	2B056	2B057
21mm	2B100	2B104	2B105	2B106	2B107



The E Series

Haven Intelligent Strength



Features & Benefits

- Low profile design specifically for composite doors
Dedicated performance, unobtrusive appearance
- Sash plate options to suit all composite slabs
Optimal hinge for all composite door types
- Sash piece can be routed into door, slotted into faceplate liner or screwed directly onto edge of sash
Precision fit with or without door liner
- Integral fixing lugs
Additional stability and strength
- Security anti-lift pin
Prevents intruder from removing the pin and lifting out the door
- 3D adjustable with supplied allen keys
Allows for final tweaking and alignment
- Sash piece, frame piece and pin packaged separately
Packaged for fabricating flexibility




Hardex
Chrome



Hardex
Satin



Hardex
Bronze



Hardex
Smoke

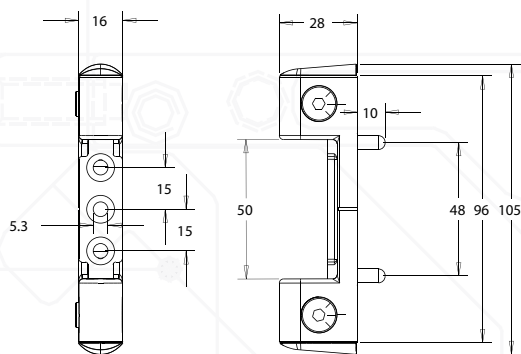


Hardex
Gold

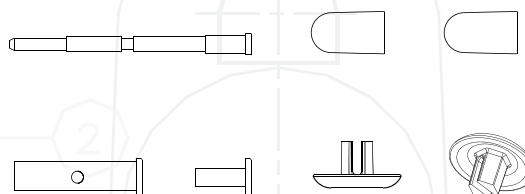
Fab&Fix

Haven Intelligent Strength

Frame Piece

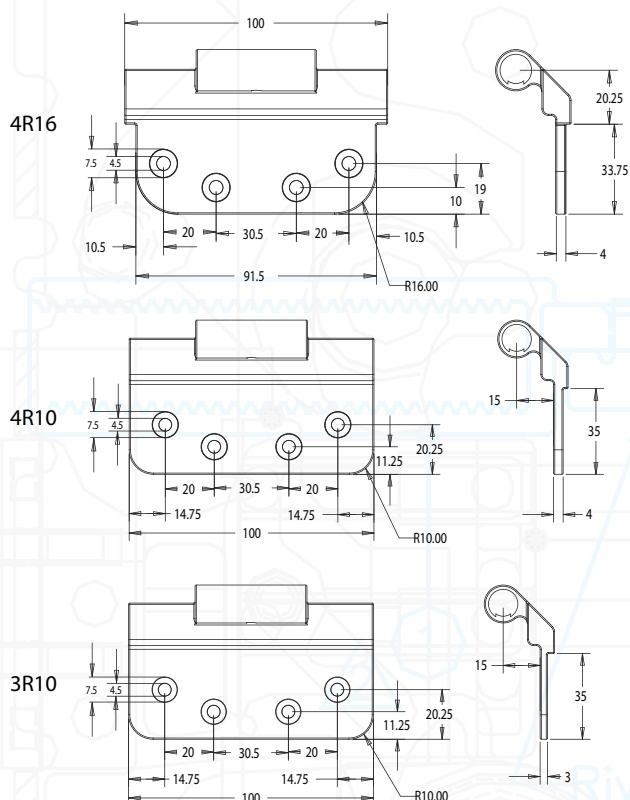


Pin and Components



All dimensions are shown in millimetres

Sash Piece



Additional Benefits

- **30kg sash weight load per hinge**
Support up to 90kg weight with 3 hinges
- **Fixing jigs available**
Faster, more accurate fabrication
- **Cover caps for horizontal adjustment holes**
Professional finish to hinge installation

Technical Specification

Designed for Composite doors

All finishes salt spray tested to 480 hours
(BS EN 1670: Class 5)

Horizontal adjustment of $\pm 2\text{mm}$; height adjustment of $\pm 3\text{mm}$; compression adjustment of $\pm 1.5\text{mm}$

Tested to 200,000 cycles

Tested with 3 hinges up to 90kg sash weight

Product Codes

Haven Intelligent Strength Sash Piece

Size	Hardex Chrome	Hardex Satin	Hardex Bronze	Hardex Smoke	Hardex Gold
4R16	2C054	2C055	2C056	2C057	2C058
4R10	2C104	2C105	2C106	2C107	2C108
3R10	2C154	2C155	2C156	2C157	2C158

Haven Intelligent Strength Frame Piece

Hardex Chrome	Hardex Satin	Hardex Bronze	Hardex Smoke	Hardex Gold
2C004	2C005	2C006	2C007	2C008

Haven Intelligent Strength Pin and Components

White	Black
2C900	2C901


The E Series

Haven Heavy Duty



Features & Benefits

- Low profile design specifically for composite and timber doors
Dedicated performance, unobtrusive appearance
- Interchangeable, colour coordinated sash plate (white as standard, black, brown and milled finish also available)
Perfectly match the colour of the door
- Sash plate detail compatible with all composite slabs
Optimal hinge for all composite door types
- Integral fixing lugs
Additional stability and strength
- Security anti-lift pin
Prevents intruder from removing the pin and lifting out the door
- 2D adjustable with supplied allen keys
Allows for final tweaking and alignment



Hardex
Chrome



Hardex
Satin



Hardex
Bronze



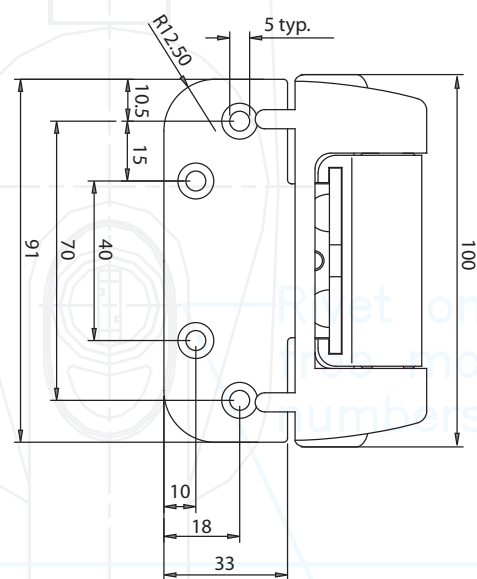
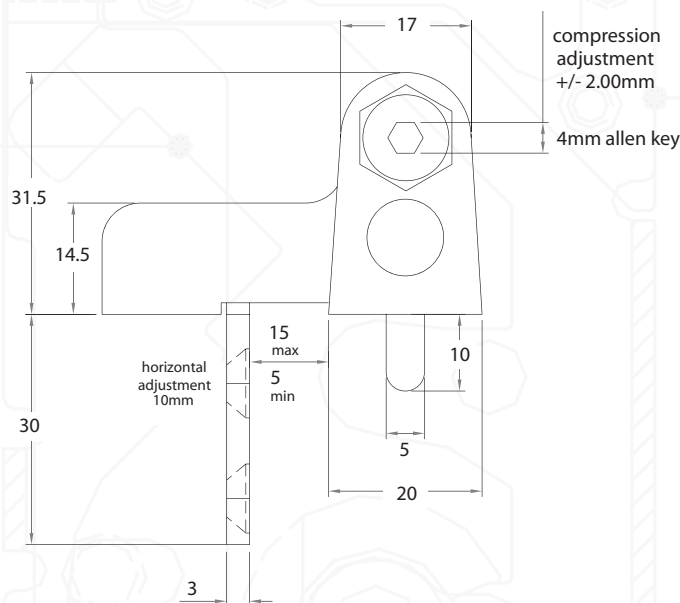
Hardex
Smoke



Hardex
Gold

Fab&Fix

Haven Heavy Duty



All dimensions are shown in millimetres

Additional Benefits

- **Colour coordinated cover caps and packers**
Perfectly matching hardware, even down to the smallest details
- **Tray based packaging, 3 hinges per tray**
Convenient full door assembly
- **30kg sash weight load per hinge**
Support up to 90kg weight with 3 hinges
- **Fixing jigs available**
Faster, more accurate fabrication
- **Secured by Design**
Additional peace of mind

Technical Specification

Designed for Composite doors

All finishes salt spray tested to 480 hours
(BS EN 1670: Class 5)

Tested as part of a complete door set that
successfully achieved PAS23

Tested as part of a complete door set that
successfully achieved PAS24

Horizontal adjustment of +/-5mm; compression
adjustment of +/-1.5mm

Tested to 200,000 cycles

Tested with 4 hinges up to 120kg sash

Product Codes

Haven Heavy Duty

Hardex Chrome	Hardex Satin	Hardex Bronze	Hardex Smoke	Hardex Gold
2D004	2D005	2D006	2D007	2D008


The E Series

Harbour Butt



Features & Benefits


- Low profile, captured design specifically for PVC-U doors
Dedicated performance, unobtrusive appearance
- Integral fixing lugs and 7 screw fixing positions
Optimal stability and strength
- Security anti-lift pin
Prevents intruder from removing the pin and lifting out the door
- Available in 2 different chamfers (0 and 5 degrees)
Works with square and chamfered profiles
- Colour coordinated cover caps
Perfectly matching components, even down to the smallest details
- 2D adjustable with supplied allen keys
Allows for final tweaking and alignment




Hardex
Chrome



Hardex
Satin



Hardex
Bronze



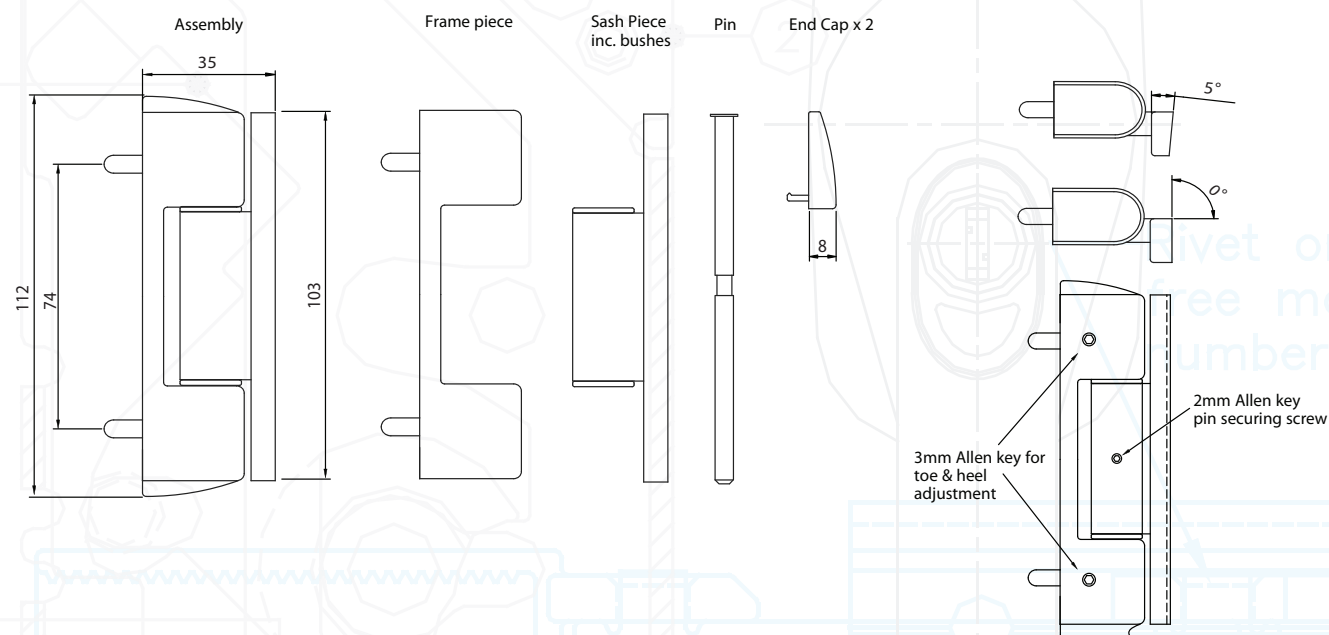
Hardex
Smoke



Hardex
Gold

Fab&Fix

Harbour Butt



All dimensions are shown in millimetres

Additional Benefits

- Tray based packaging, 3 hinges per tray
Convenient full door door assembly
- Supplied with allen keys
Easy adjustment
- 20kg sash weight load per hinge
3 hinges will support a 60kg door
- Dedicated fixing jigs available
Faster, more accurate fabrication

Technical Specification

Designed for PVC-U doors

All finishes salt spray tested to 480 hours
(BS EN 1670: Class 5)

Tested to 200,000 cycles

Tested with 3 hinges up to 60kg sash weight

3mm packers available to order

Horizontal adjustment (toe and heel) of +/- 2mm

Product Codes

Harbour Butt

Size	Hardex Chrome	Hardex Satin	Hardex Bronze	Hardex Smoke	Hardex Gold
0mm	2F004	2F005	2F006	2F007	2F008
5mm	2F054	2F055	2F056	2F057	2F058

Harbour Profile Related Butt Hinge



Features & Benefits

- Low profile design specifically for PVC-U doors
Dedicated performance, unobtrusive appearance
- Sash plate options to suit wide variety of PVC-U profiles
Optimal hinge for all PVC-U door types
- Sash piece fits edge of door frame
Precision fit
- Security anti-lift pin
Prevents intruder from removing the pin and lifting out the door
- 3D adjustable with supplied allen keys
Allows for final tweaking and alignment
- Sash piece, frame piece and pin packaged separately
Packaged for fabricating flexibility



Frame Piece




Pin Pack



Sash Piece




Hardex
Chrome




Hardex
Satin



Hardex
Bronze



Hardex
Smoke

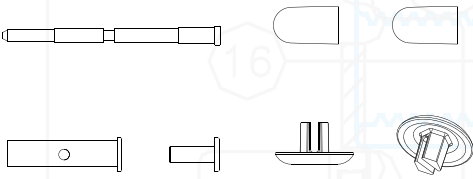


Hardex
Gold

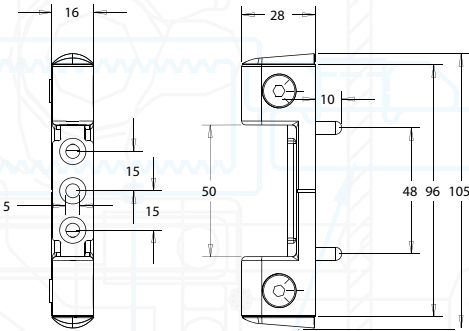
Fab&Fix

Harbour Profile Related Butt Hinge

Pin and Components

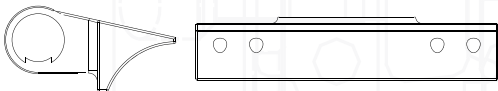


Frame Piece

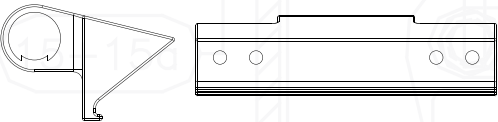


Sash Piece

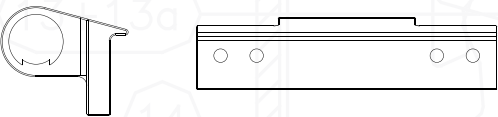
Veka
Matrix
Fully
Sculptured



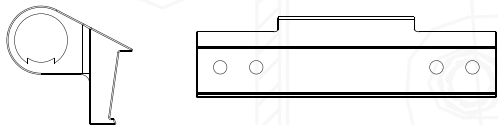
Liniar
Chamfer



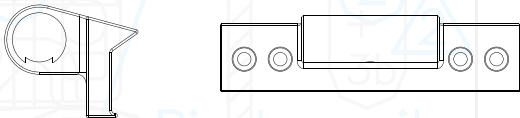
Liniar
Ovolo



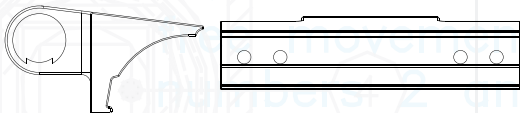
Synseal
Shield



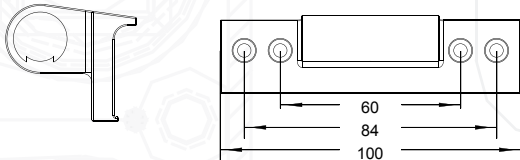
Eurocell
Logic



Kommerling
Ovolo



Bowater
System 10



All dimensions are shown in millimetres

Technical Specification

Designed for PVC-U doors

Tested to 200,000 cycles

Tested with 3 hinges up to 90kg sash weight

All finishes salt spray tested to 480 hours
(BS EN 1670: Class 5)

Horizontal adjustment of ± 3 mm; height adjustment of ± 3 mm; compression adjustment of ± 1.5 mm

Product Codes

Harbour Profile Related Butt Hinge Sash Piece

Profile	Hardex Chrome	Hardex Satin	Hardex Bronze	Hardex Smoke	Hardex Gold
Veka Matrix Fully Sculptured	2F104	2F105	2F106	2F107	2F108
Liniar Chamfer	2F124	2F125	2F126	2F127	2F128
Liniar Ovolo	2F144	2F145	2F146	2F147	2F148
Synseal Shield	2F164	2F165	2F166	2F167	2F168
Eurocell Logic	2F184	2F185	2F186	2F187	2F188
Kommerling Ovolo	2F204	2F205	2F206	2F207	2F208
Bowater System 10	2F224	2F225	2F226	2F227	2F228

Harbour Profile Related Butt Hinge Frame Piece

Hardex Chrome	Hardex Satin	Hardex Bronze	Hardex Smoke	Hardex Gold
2C004	2C005	2C006	2C007	2C008

Harbour Profile Related Butt Hinge Pin and Components

White	Black
2C900	2C901



The E Series

Nu Mail Edge



Features & Benefits


- Fully suited die cast zinc flap and UV-safe black ABS frame
Quality and durability you can see and feel
- Midrail and panel letterplate options to suit doors 20mm-80mm thick
Suits a range of door thicknesses
- Anti-snap flap opens to 180° with fully sprung return
Easier to operate, no broken flaps, even with the Sunday papers
- 12" letterplate with a 10" aperture
Meets Royal Mail standards, will easily take A4 size post
- Secure through fixing ensures letterplate can only be removed from the inside of the house
Prevents burglars gaining access to the cylinder internally




Hardex
Chrome




Hardex
Satin



Hardex
Bronze



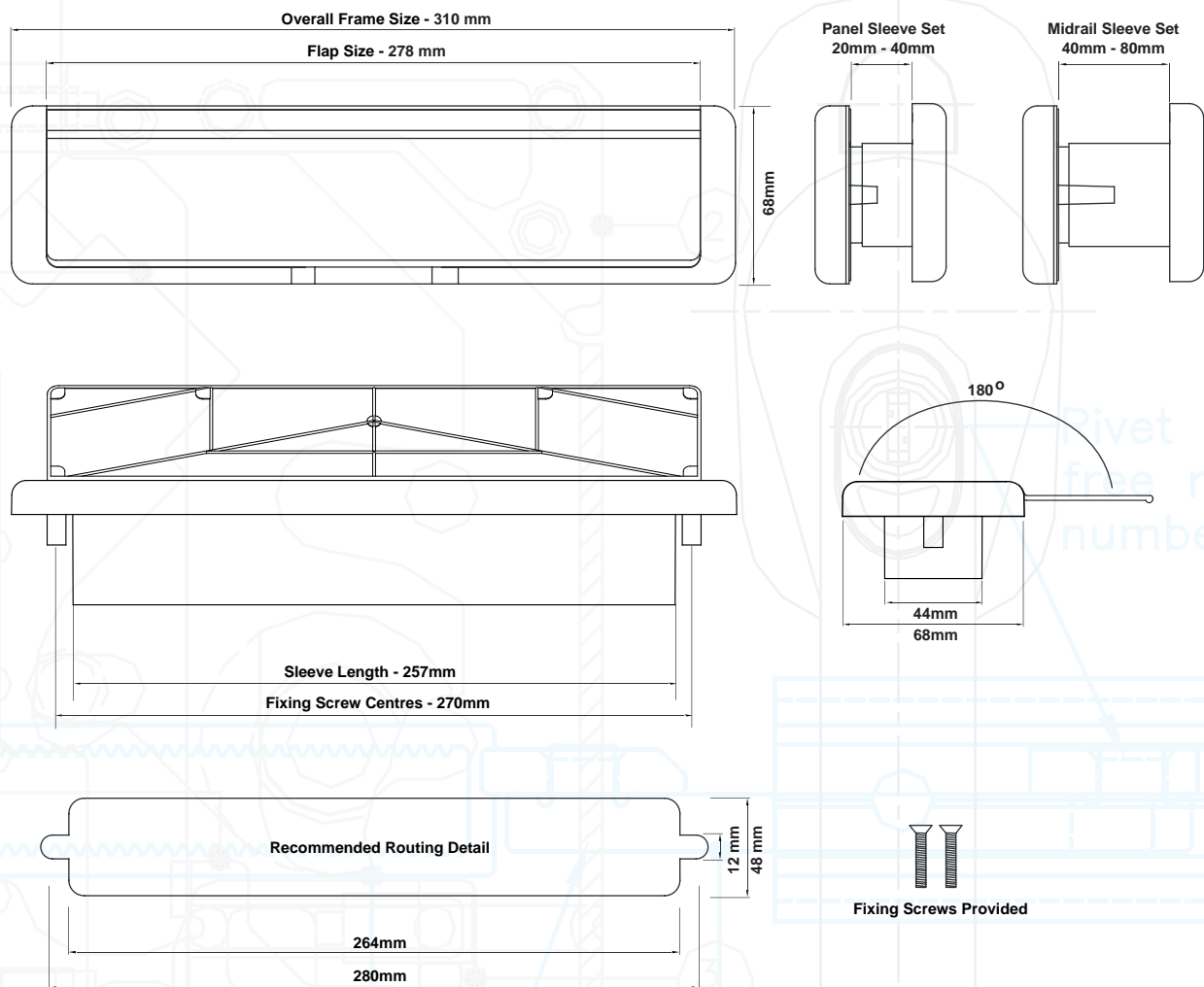
Hardex
Smoke



Hardex
Gold

Fab&Fix

Nu Mail Edge



Additional Benefits

- Can be through fixed or face fixed
Flexible according to fabricator preference
- Optional restricted opening with addition of a PAS24 Letterplate Restrictor
Possible to restrict the opening angle, or lock the flap shut
- Supplied with screw fixings
Everything needed for installation included

Technical Specification

Designed for PVC-U, Composite and Timber doors

Conforms to the requirement of BS EN 13724: 2002

All finishes salt spray tested to 480 hours
(BS EN 1670: Class 5)

Flap cycle tested to 20,000 cycles

Midrail version includes 2 x M5 x 55mm machine screws, 2 x M5 x 72mm machine screws and 2 screw guides

Panel version includes 2 x M5 x 28mm machine screws and 2 screw guides

Product Codes

Nu Mail Edge

Size	Hardex Chrome	Hardex Satin	Hardex Bronze	Hardex Smoke	Hardex Gold
Panel (20-40)	3A054	3A055	3A056	3A057	3A058
Midrail (40-80)	3A004	3A005	3A006	3A007	3A008



The E Series

Nu Mail




Features & Benefits

- Midrail and panel letterplate options to suit doors 20mm-80mm thick
Suits a range of door thicknesses
- Fully colour matched metal letterplate
Quality and durability you can see and feel
- Anti-snap flap opens to 180° with fully sprung return
Easier to operate, no broken flaps, even with Sunday papers
- 12" letterplate with a 10" aperture
Meets Royal Mail standards, will easily take A4 size post
- Fully weather sealed (with rubber gasket)*
No draft, no rain water
- Secure through fixing ensures letterplate can only be removed from the inside of the house
Prevents burglars gaining access to the cylinder internally




Hardex
Chrome



Hardex
Satin



Hardex
Bronze



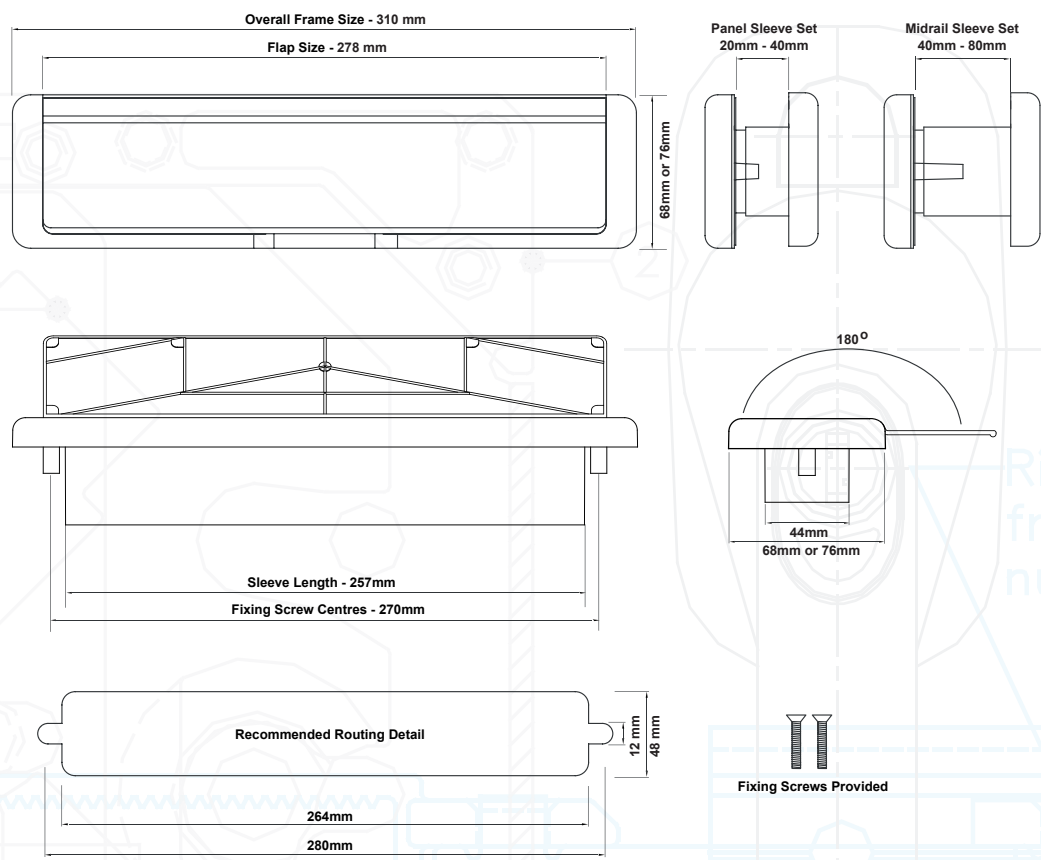
Hardex
Smoke



Hardex
Gold

Fab&Fix

Nu Mail



Additional Benefits

- Can be through fixed or face fixed
Flexible according to fabricator preference
- Outstanding acoustic insulation*
Perfect for flats, or houses near busy roads
- Optional restricted opening with the addition of a PAS24 Letterplate Restrictor
Possible to restrict the opening angle, or lock the flap shut
- Supplied with screw fixings
Everything needed for installation included
- Secured by Design
Additional peace of mind

*For best acoustic and weather performance we recommend installing the product with a rubber gasket

Technical Specification

Designed for PVC-U, Composite and Timber doors

Conforms to the requirement of BS EN 13724: 2002

All finishes salt spray tested to 480 hours
(BS EN 1670: Class 5)

Tested as part of a complete door set that successfully achieved PAS23 (rubber gasket fitted)

Tested as part of a complete door set that successfully achieved PAS24

Flap cycle tested to 30,000 cycles

Midrail version includes 2 x M5 x 50mm machine screws, 2 x M5 x 70mm machine screws and 2 screw guides

Panel version includes 2 x M5 x 28mm machine screws and 2 screw guides

Product Codes

Nu Mail

* Easy fit rubber drip gasket: 9B000

Size	Hardex Chrome	Hardex Satin	Hardex Bronze	Hardex Smoke	Hardex Gold
Panel 68 (20-40)	3C301	3C302	3C303	3C304	3C305
Midrail 68 (40-80)	3C101	3C102	3C103	3C104	3C105
Panel 76 (20-40)	3C201	3C202	3C203	3C204	3C205
Midrail 76 (40-80)	3C001	3C002	3C003	3C004	3C005



The E Series

Nu Mail Fire



Features & Benefits

- Letterplate to suit doors 40-80mm thick
Suits a wide range of door thicknesses, including 44mm composite doors
- Fully colour matched die cast zinc flap and die cast zinc frame
Quality and durability you can see and feel
- Independently tested to achieve 60 minutes of fire resistance when combined with intumescent strip*
Highly flame resistant product suitable for specification
- Anti-snap flap opens to 180° with fully sprung return
Easier to operate, no broken flaps, even with Sunday papers
- 12" letterplate with a 10" aperture
Meets Royal Mail standards, will easily take A4 size post
- Fully weather sealed (with rubber gasket)**
No draft, no rain water
- Outstanding acoustic insulation**
Perfect for flats, or houses near busy roads



Hardex
Chrome



Hardex
Satin



Hardex
Bronze



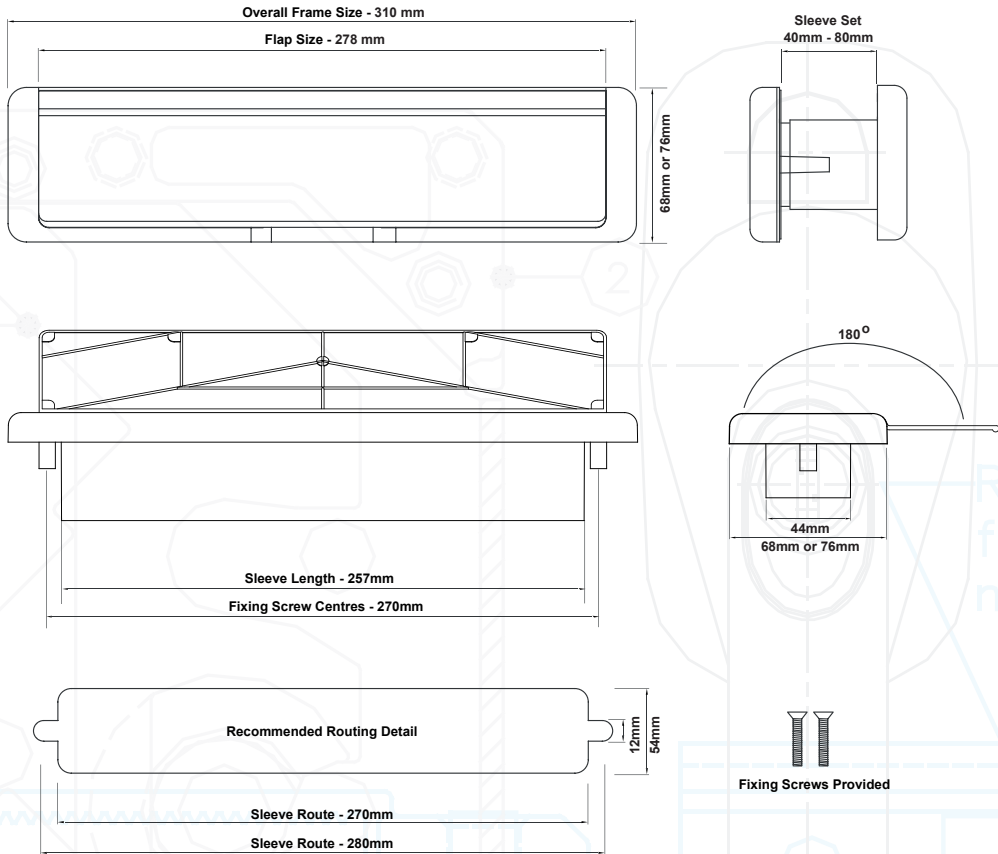
Hardex
Smoke



Hardex
Gold

Fab&Fix

Nu Mail Fire



Additional Benefits

- Secure through fixing ensures letterplate can only be removed from the inside of the house
Prevents burglars gaining access to the cylinder internally
- Optional restricted opening with the addition of a PAS24 Letterplate Restrictor
Possible to restrict the opening angle, or lock the flap shut

*Fire resistance requires fitting of intumescent layer which has been tested in conjunction with the letterplate on a timber door section to achieve 60 minutes of fire resistance. This is an indicative test and the door fabricator may need to conduct their own fire tests on a complete door set in order to meet specification requirements.

**For best acoustic and weather performance we recommend installing the product with a rubber gasket

Technical Specification

Designed for PVC-U, Composite and Timber doors

Conforms to the requirement of BS EN 13724: 2002

All finishes salt spray tested to 480 hours
(BS EN 1670: Class 5)

Tested to BS 476-22: 1987 Fire Tests on building materials and structures

Tested as part of a complete door set that successfully achieved PAS23 (rubber gasket fitted)

Tested as part of a complete door set that successfully achieved PAS24

Flap cycle tested to 30,000 cycles

Includes 2 x M5 x 50mm machine screws, 2 x M5 x 70mm machine screws and 2 screw guides

Product Codes

Nu Mail Letterplate

** Easy fit rubber drip gasket: 9B000

Size	Hardex Chrome	Hardex Satin	Hardex Bronze	Hardex Smoke	Hardex Gold
Midrail 68 (40-80)	3C101	3C102	3C103	3C104	3C105
Midrail 76 (40-80)	3C001	3C002	3C003	3C004	3C005

Intumescent Strip

Single	25m roll (suitable for 41 letterplates)
9B031	9B002



The E Series

Nu Victorian Urn Medium Face Fix




Features & Benefits


- Classic door knocker design
Create an elegant and stylish front door
- Patented face fixing plate works with all major door materials
Easy installation; no need to use fixing bolts or to drill through the door (unless using optional viewer)
- Available with or without door viewer aperture
Option to neatly conceal the door viewer
- Wide range of viewers and extensions available
Cater for all major door depths




Hardex
Chrome



Hardex
Satin



Hardex
Bronze



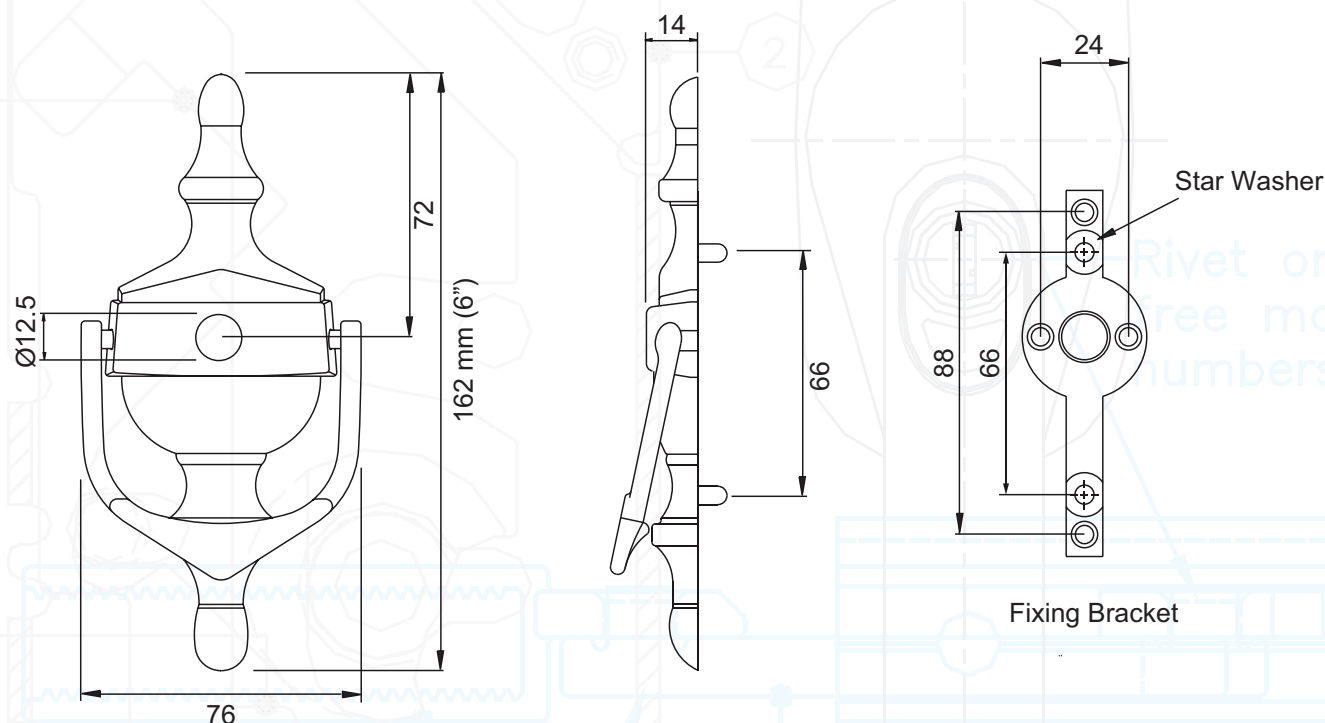
Hardex
Smoke



Hardex
Gold

Fab&Fix

Nu Victorian Urn Medium Face Fix



All dimensions are shown in millimetres

Technical Specification

Designed for PVC-U, Composite and Timber doors

All finishes salt spray tested to 480 hours
(BS EN 1670: Class 5)

Includes fixing bracket

Product Codes

Nu Victorian Urn Medium Face Fix


	Hardex Chrome	Hardex Satin	Hardex Bronze	Hardex Smoke	Hardex Gold
Without Spyhole	4A004	4A005	4A006	4A007	4A008
With Spyhole	4A054	4A055	4A056	4A057	4A058

Nu Victorian Urn Medium Through Fix




Features & Benefits

- Classic door knocker design
Create an elegant and stylish front door
- Croppable through fix bolt system
Easy installation on a wide variety of door thicknesses
- Available with or without door viewer aperture
Option to neatly conceal the door viewer
- Wide range of viewers and extensions available
Cater for all major door depths
- Supplied with white and black bolt heads
To match a variety of internal door colours




Hardex
Chrome



Hardex
Satin



Hardex
Bronze



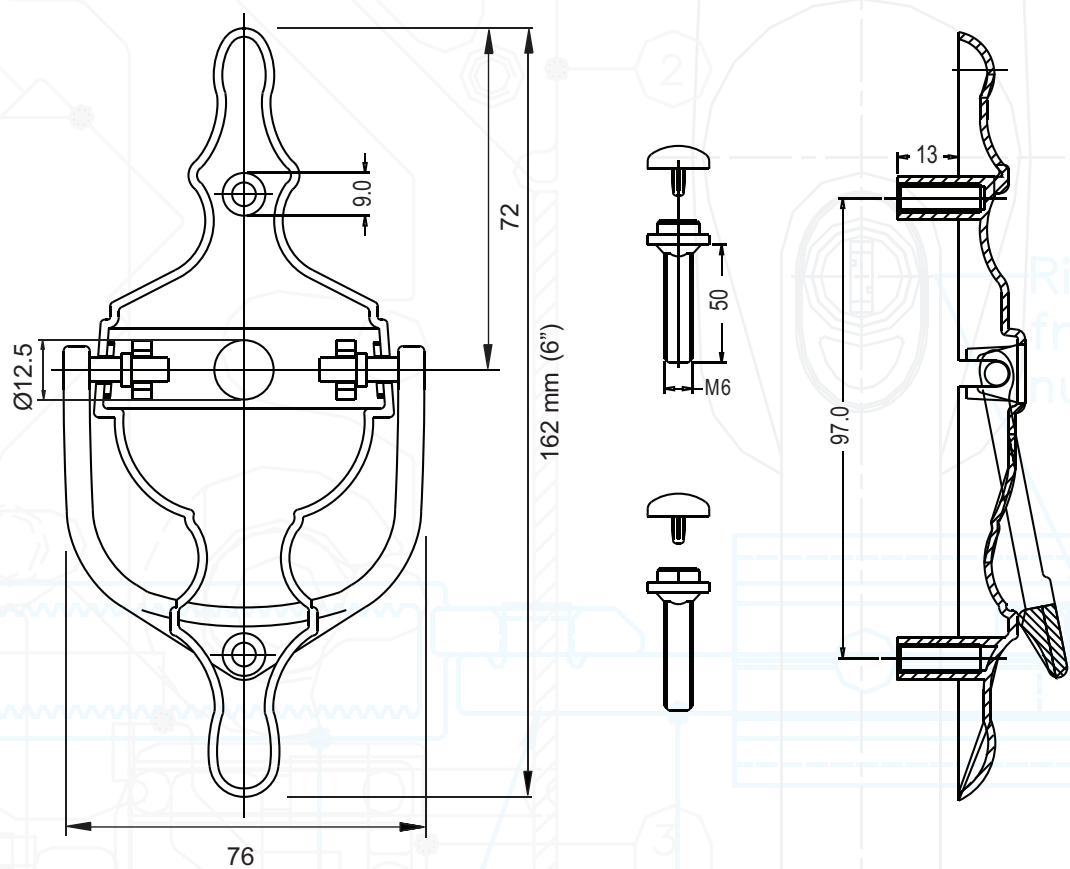
Hardex
Smoke



Hardex
Gold

Fab&Fix

Nu Victorian Urn Medium Through Fix



All dimensions are shown in millimetres

Technical Specification

Designed for PVC-U, Composite and Timber doors

All finishes salt spray tested to 480 hours
(BS EN 1670: Class 5)

Supplied with 2 x 50mm croppable nylon bolts

Product Codes

Nu Victorian Urn Medium Through Fix



	Hardex Chrome	Hardex Satin	Hardex Bronze	Hardex Smoke	Hardex Gold
Without Spyhole	4A104	4A105	4A106	4A107	4A108
With Spyhole	4A154	4A155	4A156	4A157	4A158

Nu Victorian Urn Large Face Fix



Features & Benefits

- Large 8" door knocker
Striking finish to any door
- Patented face fixing plate works with all major door materials
Easy installation; no need to use fixing bolts or to drill through the door (unless using optional viewer)
- Available with or without door viewer aperture
Option to neatly conceal the door viewer
- Wide range of viewers and extensions available
Cater for all major door depths
- Classic design with a contemporary twist
Create an elegant and stylish front door




Hardex
Chrome



Hardex
Satin



Hardex
Bronze



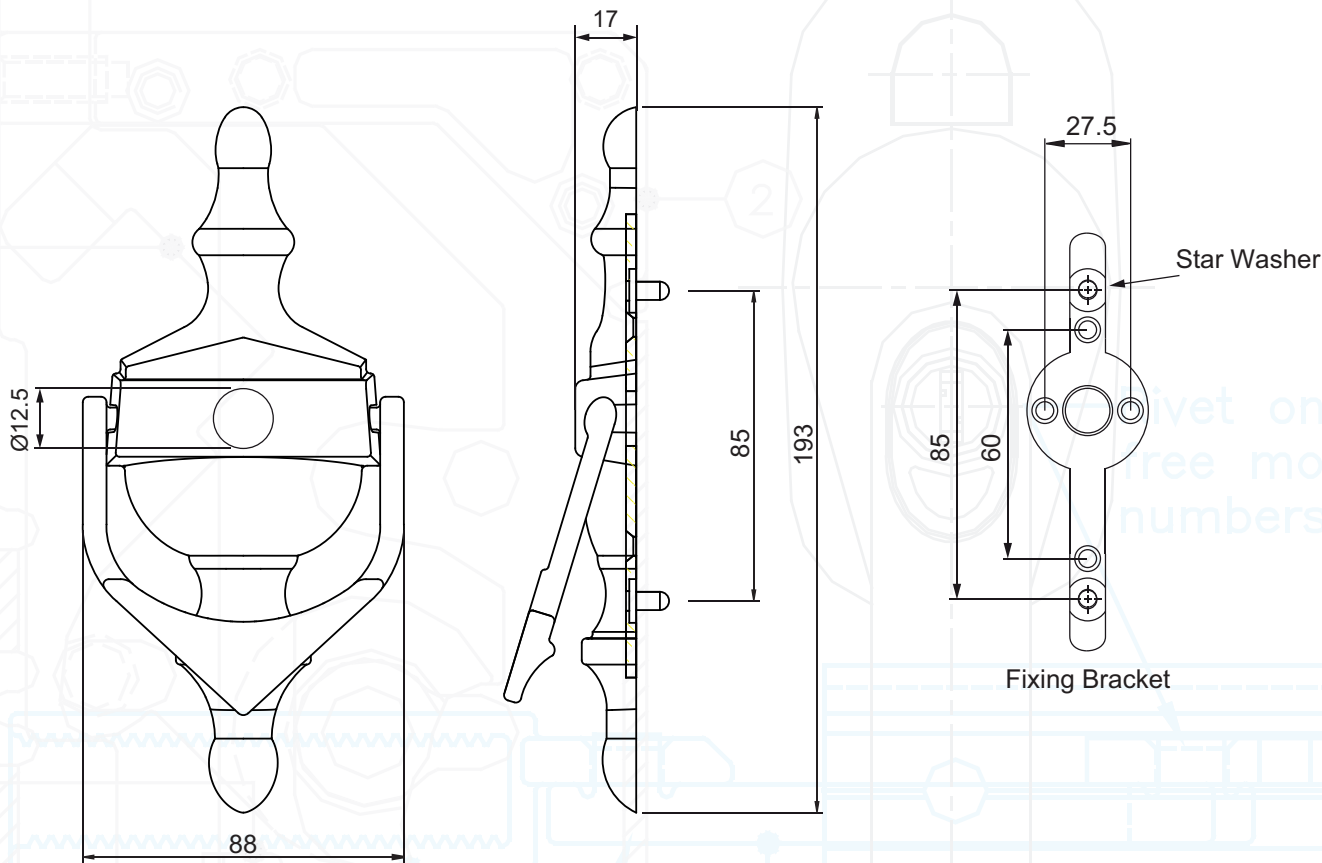
Hardex
Smoke



Hardex
Gold

Fab&Fix

Nu Victorian Urn Large Face Fix



All dimensions are shown in millimetres

Technical Specification

Designed for PVC-U, Composite and Timber doors

All finishes salt spray tested to 480 hours
(BS EN 1670: Class 5)

Includes fixing bracket

Product Codes

Nu Victorian Urn Large Face Fix


	White	Hardex Chrome	Hardex Satin	Hardex Bronze	Hardex Smoke
Without Spyhole	4A200	4A204	4A205	4A206	4A207
With Spyhole	4A250	4A254	4A255	4A256	4A257

Nu Victorian Urn Large Slim Face Fix



Features & Benefits


- Classic door knocker design
Create an elegant and stylish front door
- Patented face fixing plate works with all major door materials
Easy installation; no need to use fixing bolts or to drill through the door (unless using optional viewer)
- Available with or without door viewer aperture
Option to neatly conceal the door viewer
- Wide range of viewers and extensions available
Cater for all major door depths




Hardex
Chrome




Hardex
Satin



Hardex
Bronze



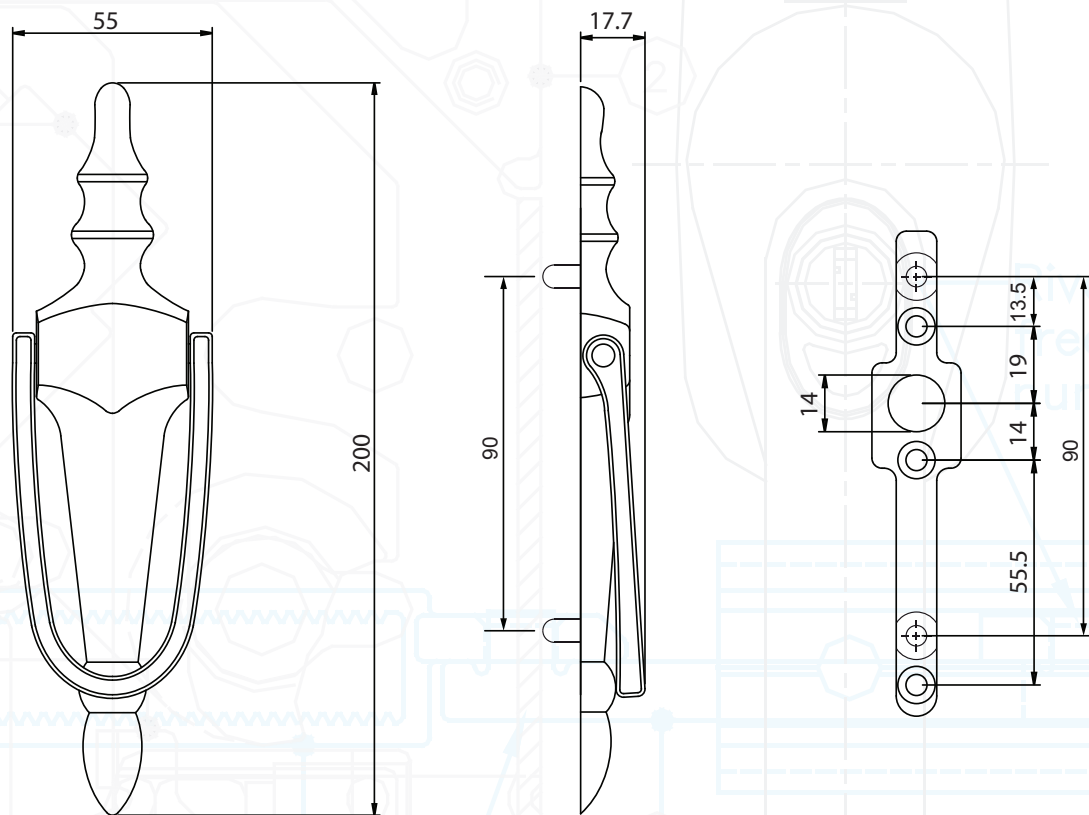
Hardex
Smoke



Hardex
Gold

Fab&Fix

Nu Victorian Urn Large Slim Face Fix



All dimensions are shown in millimetres

Technical Specification

Designed for PVC-U, Composite and Timber doors

All finishes salt spray tested to 480 hours
(BS EN 1670: Class 5)

Includes fixing bracket

Product Codes

Nu Victorian Urn Large Slim Face Fix

	Hardex Chrome	Hardex Satin	Hardex Bronze	Hardex Smoke	Hardex Gold
Without Spyhole	4A304	4A305	4A306	4A307	4A308
With Spyhole	4A354	4A355	4A356	4A357	4A358

The E Series

Nu Lion's Head




Features & Benefits

- Patented face fixing plate works with all major door materials
Easy installation; no need to use fixing bolts or to drill through the door
- Classic design
Create an elegant front door




White




Hardex
Chrome




Hardex
Satin



Hardex
Bronze



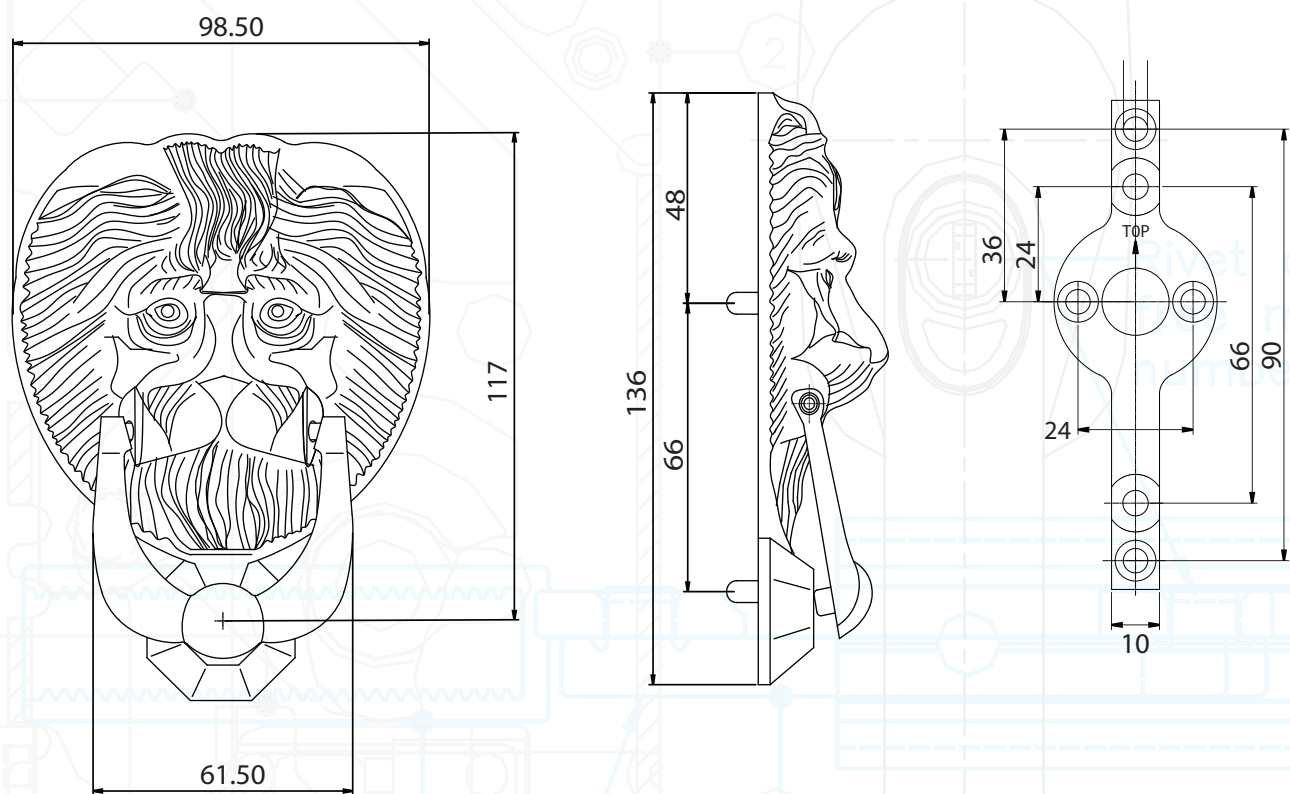
Hardex
Smoke



Hardex
Gold

Fab&Fix

Nu Lion's Head



All dimensions are shown in millimetres

Technical Specification

Designed for PVC-U, Composite and Timber doors

All finishes salt spray tested to 480 hours
(BS EN 1670: Class 5)

Includes fixing bracket

Product Codes

Nu Lion's Head

White	Hardex Chrome	Hardex Satin	Hardex Bronze	Hardex Smoke	Hardex Gold
4A400	4A401	4A402	4A403	4A404	4A405

The E Series

Horsetail Door Knocker




Features & Benefits

- Croppable through fix bolt system
Easy installation on a wide variety of door thicknesses
- Classic design
Create an elegant front door
- Fitting jig available
Easy installation



White




Hardex
Chrome




Hardex
Satin



Hardex
Bronze



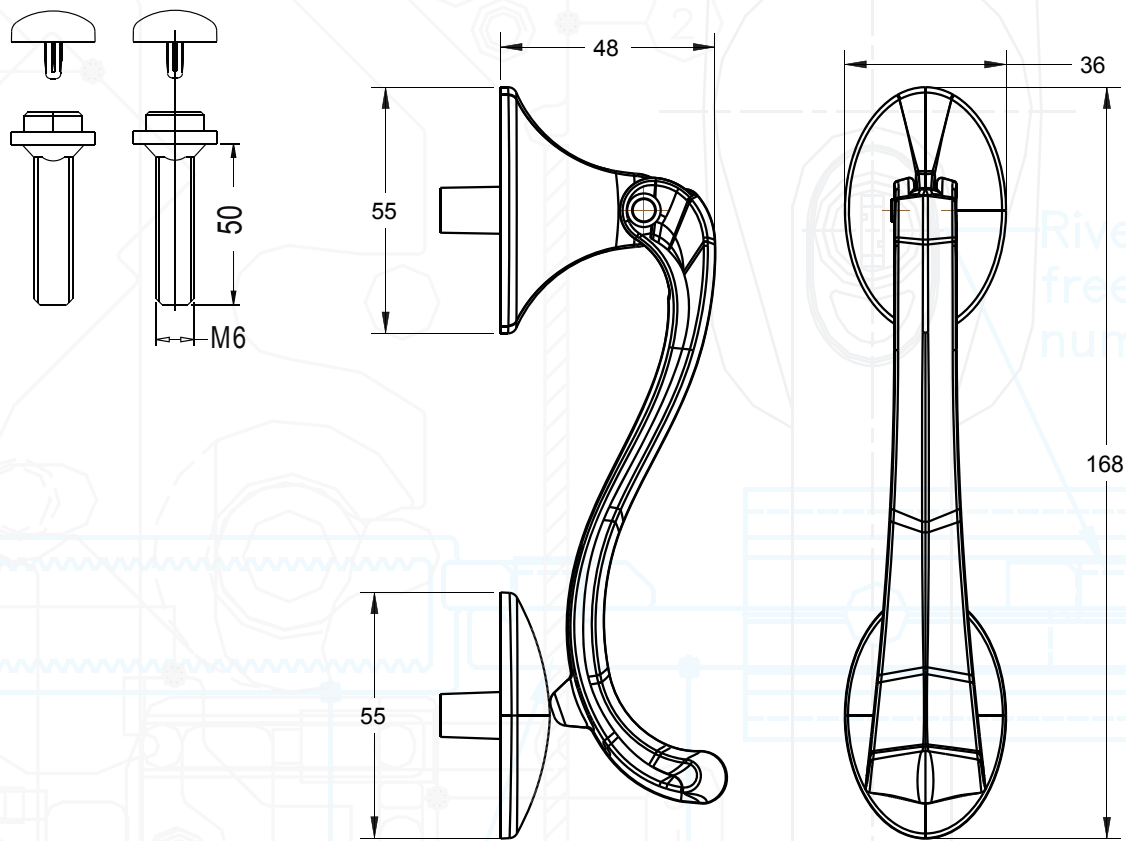
Hardex
Smoke



Hardex
Gold

Fab&Fix

Horsetail Door Knocker



All dimensions are shown in millimetres

Technical Specification

Designed for PVC-U, Composite and Timber doors

All finishes salt spray tested to 480 hours
(BS EN 1670: Class 5)

Includes through fix bolts

Product Codes

Horsetail Door Knocker

White	Hardex Chrome	Hardex Satin	Hardex Bronze	Hardex Smoke	Hardex Gold
4A500	4A501	4A502	4A503	4A504	4A505

The E Series

Contemporary Door Knocker




Features & Benefits

- Patented face fixing plate works with all major door materials
Easy installation; no need to use fixing bolts or to drill through the door
- Contemporary design
Create a modern and elegant front door



White




Hardex
Chrome



Hardex
Satin



Hardex
Bronze



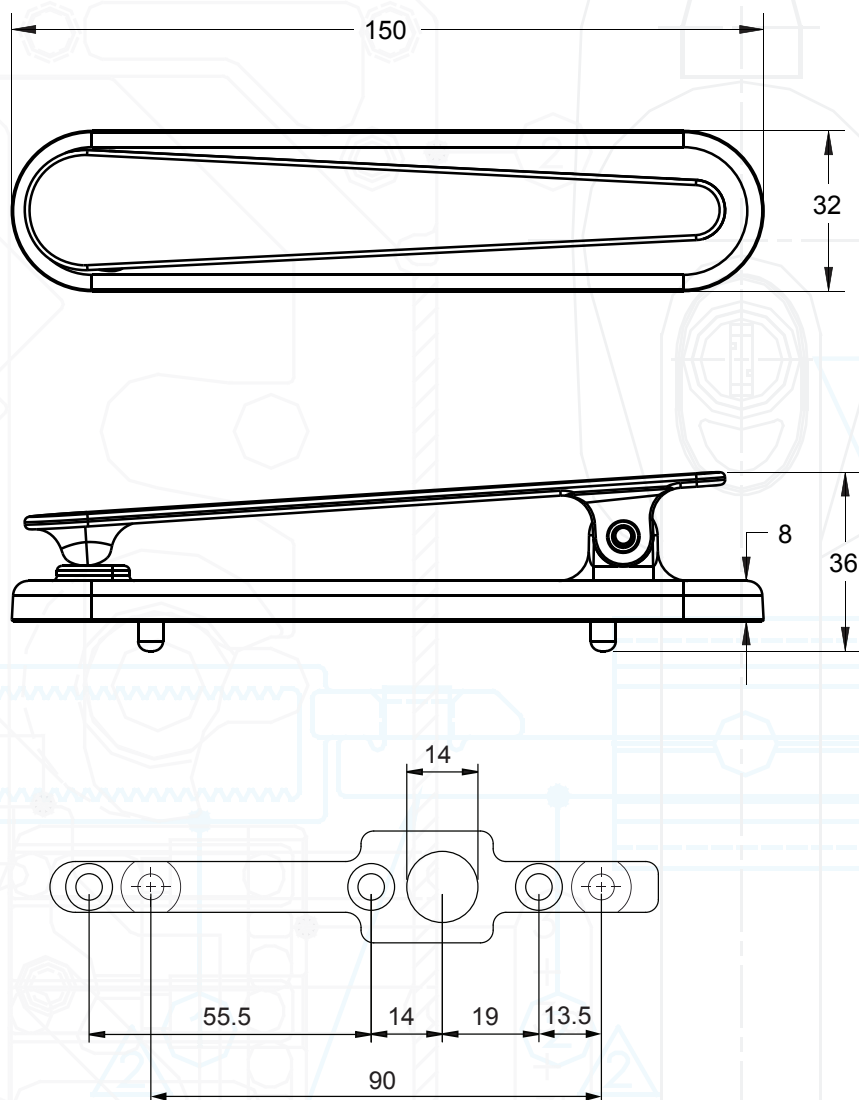
Hardex
Smoke



Hardex
Gold

Fab&Fix

Contemporary Door Knocker



All dimensions are shown in millimetres

Technical Specification

Designed for PVC-U, Composite and Timber doors

All finishes salt spray tested to 480 hours
(BS EN 1670: Class 5)

Includes fixing bracket

Product Codes

Contemporary Door Knocker

White	Hardex Chrome	Hardex Satin	Hardex Bronze	Hardex Smoke	Hardex Gold
4A450	4A451	4A452	4A453	4A454	4A455


The E Series

Letters A-F



Features & Benefits


- Designed for Panel, Timber, PVCu and Composite Doors
Flexible use
- Supplied with colour coordinated screws
Perfectly matching hardware, even down to the smallest details
- Classic design with a contemporary twist
Create an elegant and stylish front door




Hardex
Chrome




Hardex
Satin



Hardex
Bronze



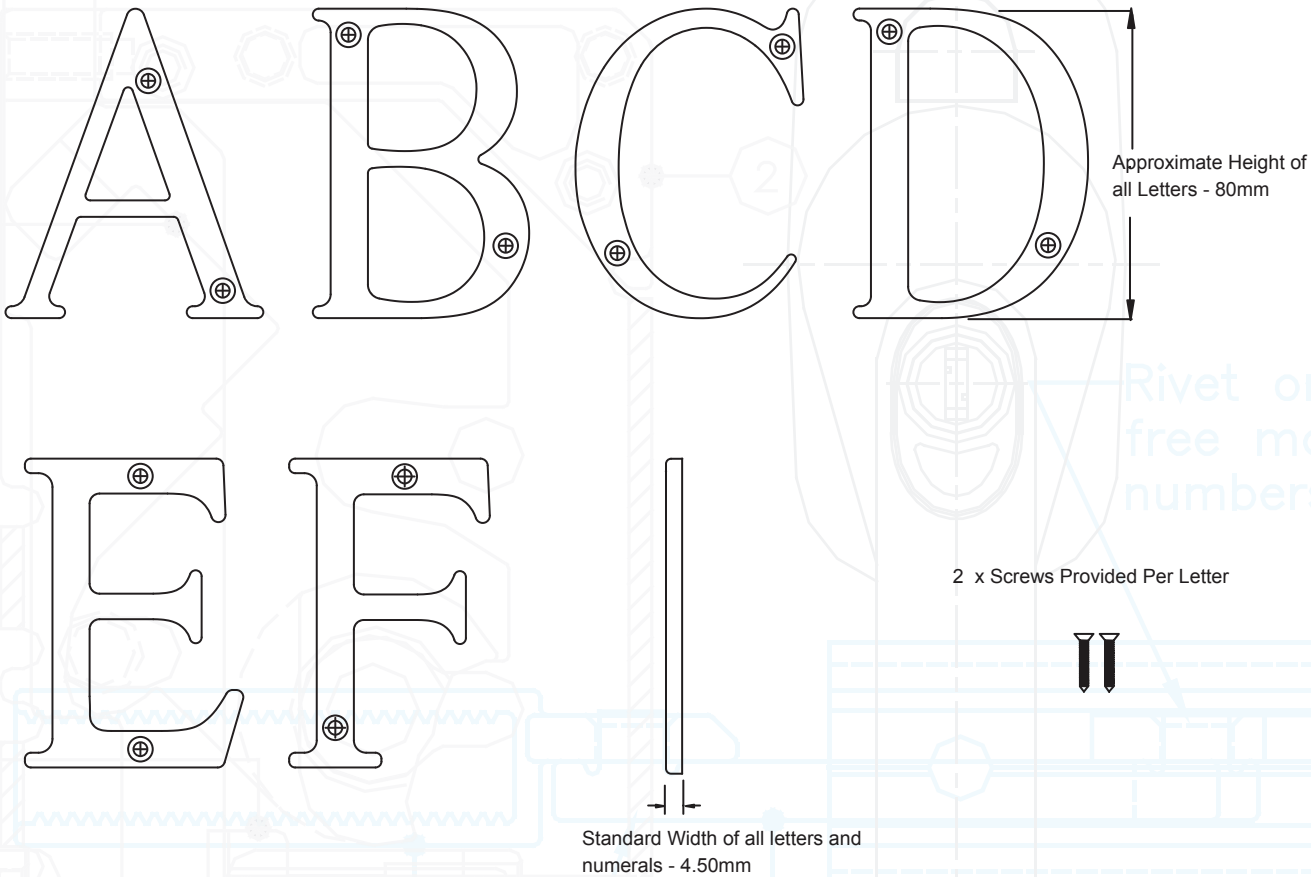
Hardex
Smoke



Hardex
Gold

Fab&Fix

Letters A-F



Technical Specification

Designed for PVC-U, Composite and Timber doors

All finishes salt spray tested to 480 hours
(BS EN 1670: Class 5)

Includes 2 x M3.5 x 25mm colour coordinated countersunk flat head screws

Product Codes

Letters A-F

Letter	Hardex Chrome	Hardex Satin	Hardex Bronze	Hardex Smoke	Hardex Gold
A	4B004	4B005	4B006	4B007	4B008
B	4B054	4B055	4B056	4B057	4B058
C	4B104	4B105	4B106	4B107	4B108
D	4B154	4B155	4B156	4B157	4B158
E	4B204	4B205	4B206	4B207	4B208
F	4B254	4B255	4B256	4B257	4B258


The E Series

Numbers 0-9



Features & Benefits

- Designed for Panel, Timber, PVCu and Composite Doors
Flexible use
- Classic design with a contemporary twist
Create an elegant and stylish front door
- Supplied with colour coordinated screws
Perfectly matching hardware, even down to the smallest details




Hardex
Chrome




Hardex
Satin



Hardex
Bronze



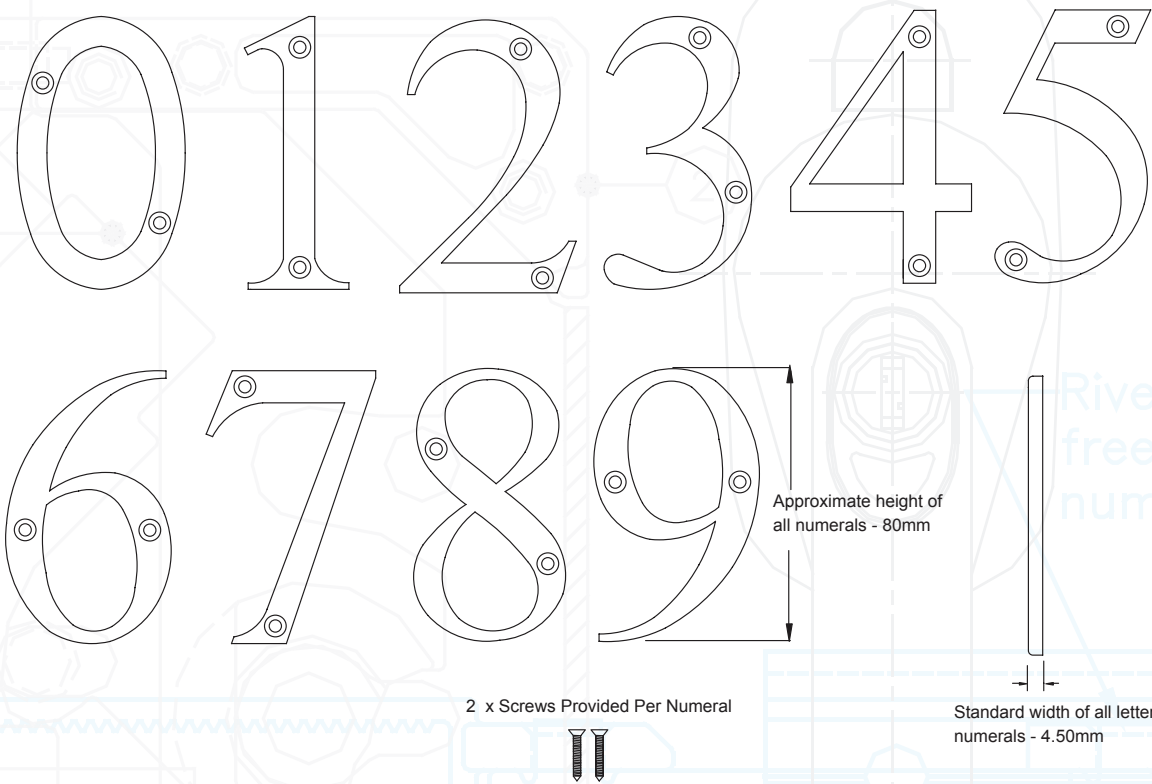
Hardex
Smoke



Hardex
Gold

Fab&Fix

Numbers 0-9



Technical Specification

Designed for PVC-U, Composite and Timber doors

All finishes salt spray tested to 480 hours
(BS EN 1670: Class 5)

Includes 2 x M3.5 x 25mm colour coordinated
countersunk flat head screws

Product Codes

Numbers A-F

Number	Hardex Chrome	Hardex Satin	Hardex Bronze	Hardex Smoke	Hardex Gold
0	4B304	4B305	4B306	4B307	4B308
1	4B354	4B355	4B356	4B357	4B358
2	4B404	4B405	4B406	4B407	4B408
3	4B454	4B455	4B456	4B457	4B458
4	4B504	4B505	4B506	4B507	4B508
5	4B554	4B555	4B556	4B557	4B558
6 or 9	4B604	4B605	4B606	4B607	4B608
7	4B654	4B655	4B656	4B657	4B658
8	4B704	4B705	4B706	4B707	4B708



The E Series

Drip Bar



Features & Benefits

- Designed for Panel, Timber, PVCu and Composite Doors
Flexible use
- Supplied with colour coordinated screws
Perfectly matching hardware, even down to the smallest details
- Fits door widths up to 900mm
Easily croppable to suit all common door sizes
- Supplied with black end caps
Safely finish installation




Hardex
Chrome




Hardex
Satin



Hardex
Bronze




Hardex
Smoke



Hardex
Gold

Fab&Fix

Drip Bar



Technical Specification

Designed for PVC-U, Composite and Timber doors

All finishes salt spray tested to 480 hours
(BS EN 1670: Class 5)

Includes 2 x M3.5 x 25mm colour coordinated countersunk flat head screws

Product Codes

Drip Bar

White	Hardex Chrome	Hardex Satin	Hardex Bronze	Hardex Smoke
4D000	4D004	4D005	4D006	4D007


The E Series

VS Inline Ring Pull




Features & Benefits

- Solid die cast zinc construction
Sturdy feel
- Sculpted ergonomic design
Easy to grip
- Supplied with colour coordinated screws
Perfectly matching hardware, even down to the smallest details




White




Hardex
Chrome




Hardex
Satin



Hardex
Bronze



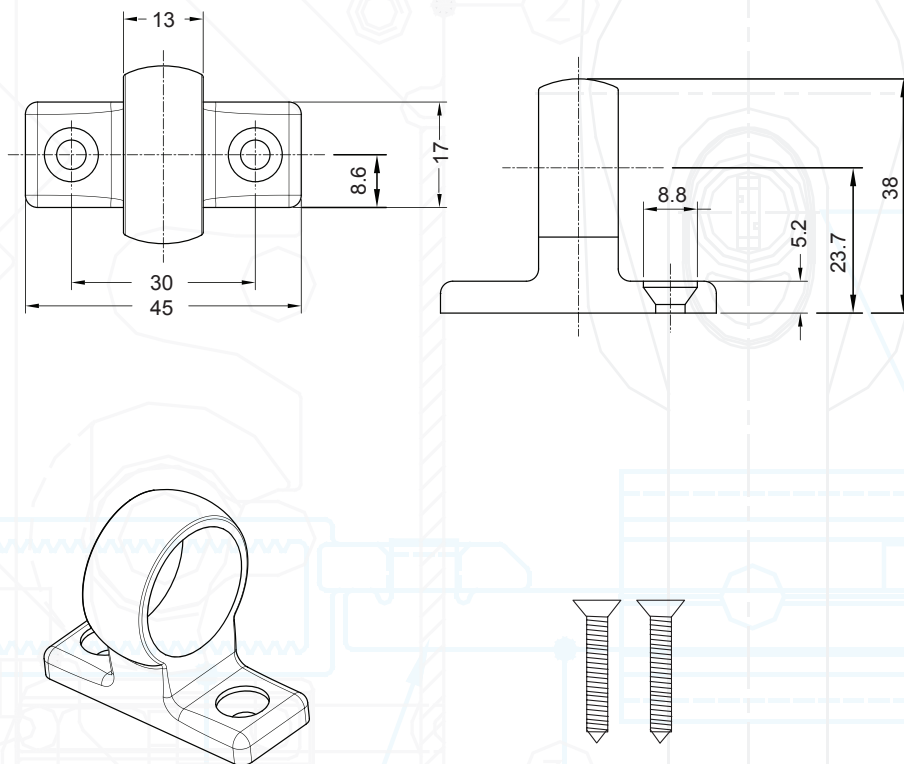
Hardex
Smoke



Hardex
Gold

Fab&Fix

VS Inline Ring Pull



All dimensions are shown in millimetres

Technical Specification

Designed for PVC-U and Timber vertically sliding windows

All finishes salt spray tested to 480 hours
(BS EN 1670: Class 5)

Includes 2 x M4 x 25mm colour coordinated dome head screws

Product Codes

VS Inline Ring Pull

White	Hardex Chrome	Hardex Satin	Hardex Bronze	Hardex Smoke	Hardex Gold
4C000	4C001	4C002	4C003	4C004	4C005


The E Series

VS Offset Ring Pull




Features & Benefits


- Solid die cast zinc construction
Sturdy feel
- Sculpted ergonomic design
Easy to grip
- Supplied with colour coordinated screws
Perfectly matching hardware, even down to the smallest details



White




Hardex
Chrome




Hardex
Satin



Hardex
Bronze



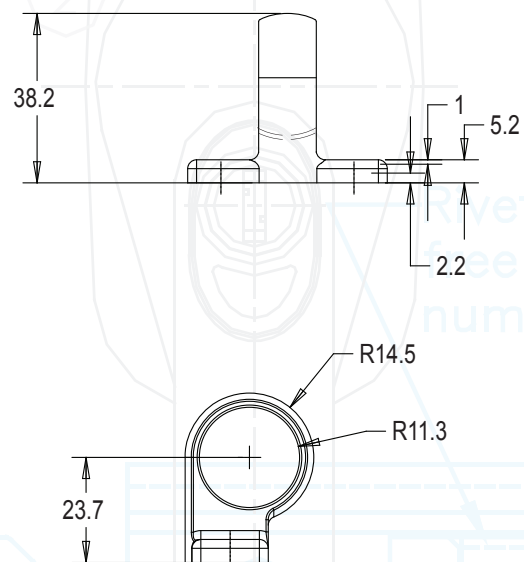
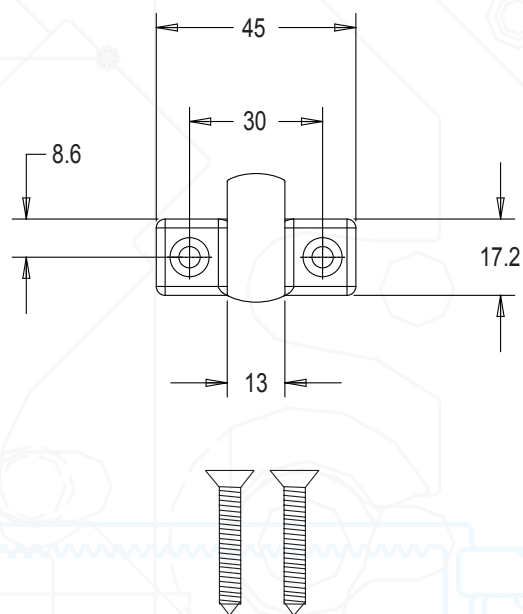
Hardex
Smoke



Hardex
Gold

Fab&Fix

VS Offset Ring Pull



All dimensions are shown in millimetres

Technical Specification

Designed for PVC-U and Timber vertically sliding windows

All finishes salt spray tested to 480 hours
(BS EN 1670: Class 5)

Includes 2 x M4 x 25mm colour coordinated dome head screws

Product Codes

VS Offset Ring Pull

White	Hardex Chrome	Hardex Satin	Hardex Bronze	Hardex Smoke	Hardex Gold
4C050	4C051	4C052	4C053	4C054	4C055


The E Series

VS Hook Pull




Features & Benefits

- Solid die cast zinc construction
Sturdy feel
- Sculpted ergonomic design
Easy to grip
- Supplied with colour coordinated screws
Perfectly matching hardware, even down to the smallest details




White




Hardex
Chrome




Hardex
Satin



Hardex
Bronze



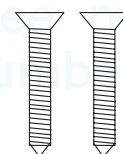
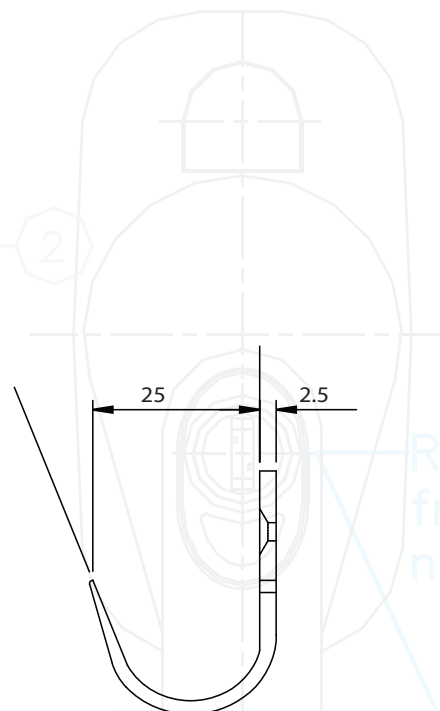
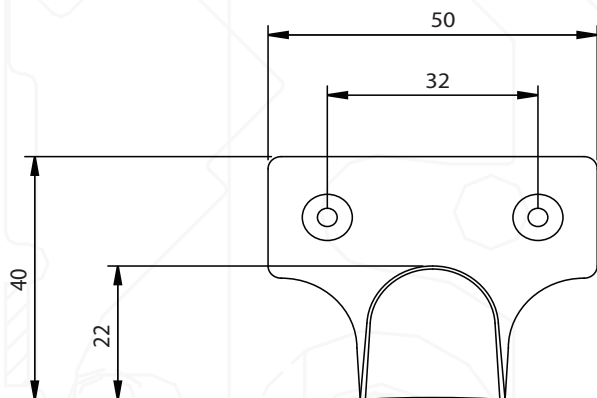
Hardex
Smoke



Hardex
Gold

Fab&Fix

VS Hook Pull



All dimensions are shown in millimetres

Technical Specification

Designed for PVC-U and Timber vertically sliding windows

All finishes salt spray tested to 480 hours
(BS EN 1670: Class 5)

Includes two 4mm x 25mm colour coordinated dome head screws

Product Codes

VS Hook Pull

White	Hardex Chrome	Hardex Satin	Hardex Bronze	Hardex Smoke	Hardex Gold
4C100	4C101	4C102	4C103	4C104	4C105

The E Series

VS Pull Handle




Features & Benefits

- Solid die cast zinc construction
Sturdy feel
- Sculpted ergonomic design
Easy to grip
- Supplied with colour coordinated screws
Perfectly matching hardware, even down to the smallest details



White




Hardex
Chrome




Hardex
Satin



Hardex
Bronze



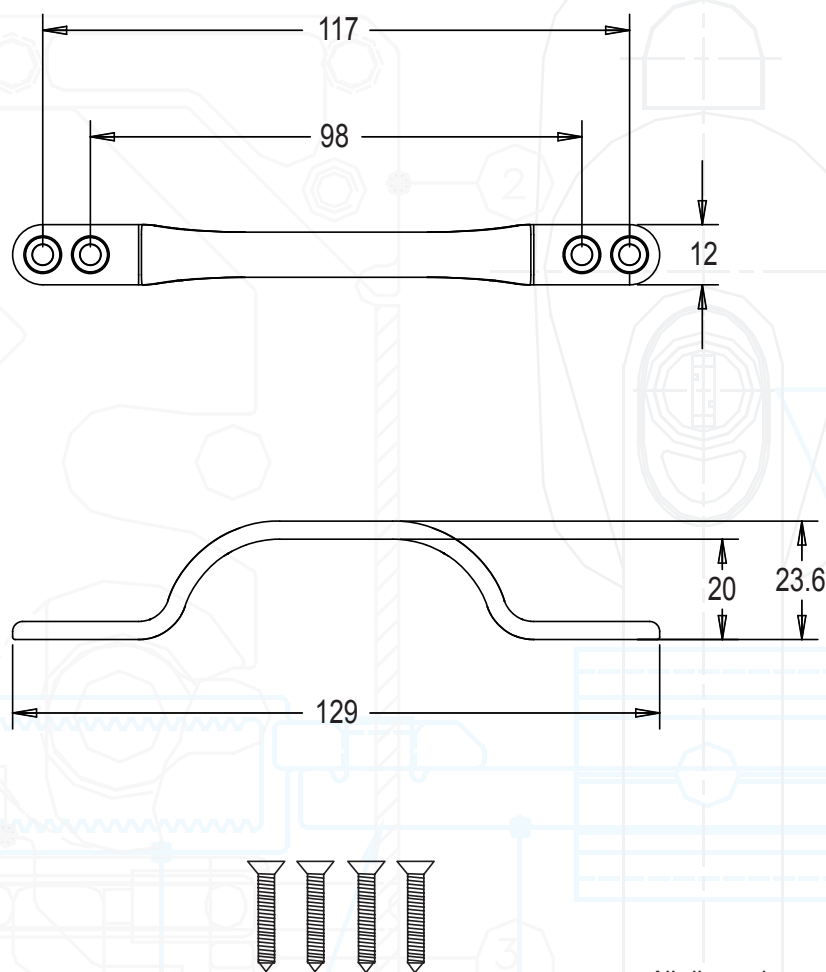
Hardex
Smoke



Hardex
Gold

Fab&Fix

VS Pull Handle



All dimensions are shown in millimetres

Technical Specification

Designed for PVC-U and Timber vertically sliding windows

All finishes salt spray tested to 480 hours (BS EN 1670: Class 5)

Includes four 4mm x 25mm colour coordinated dome head screws

Product Codes

VS Pull Handle

White	Hardex Chrome	Hardex Satin	Hardex Bronze	Hardex Smoke	Hardex Gold
4C150	4C151	4C152	4C153	4C154	4C155

The E Series

VS Classic Sash Knob




Features & Benefits

- Solid die cast zinc construction
Sturdy feel
- Soft, curving design
Elegant styling



White




Hardex
Chrome




Hardex
Satin



Hardex
Bronze



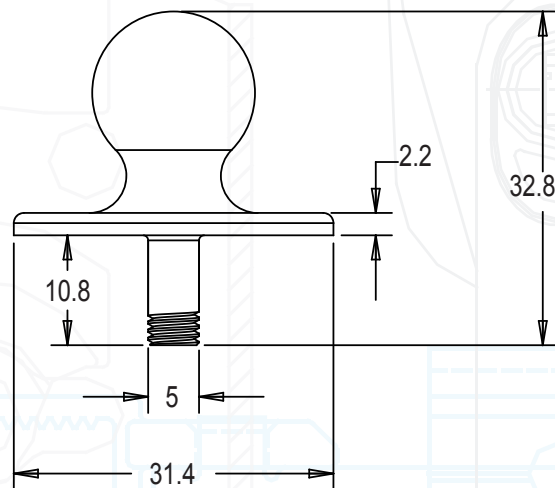
Hardex
Smoke



Hardex
Gold

Fab&Fix

VS Classic Sash Knob



All dimensions are shown in millimetres

Technical Specification

Designed for PVC-U and Timber vertically sliding windows

All finishes salt spray tested to 480 hours
(BS EN 1670: Class 5)

Product Codes

VS Classic Sash Knob

White	Hardex Chrome	Hardex Satin	Hardex Bronze	Hardex Smoke	Hardex Gold
4C200	4C201	4C202	4C203	4C204	4C205

The E Series

VS Contemporary Sash Knob



Features & Benefits

- Solid die cast zinc construction
Sturdy feel
- Modern, angular design
Elegant styling



White




Hardex
Chrome




Hardex
Satin



Hardex
Bronze



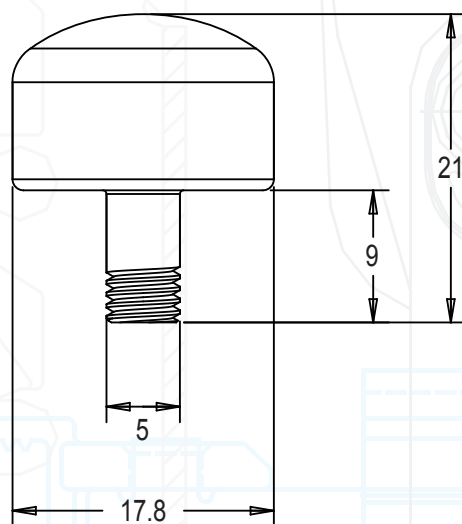
Hardex
Smoke



Hardex
Gold

Fab&Fix

VS Contemporary Sash Knob



Rivet on item
free movement
numbers 2 and 1.

All dimensions are shown in millimetres

Rivet on item 2 must allow
free movement between item
numbers 2 and 1.

Technical Specification

Designed for PVC-U and Timber vertically sliding windows

All finishes salt spray tested to 480 hours
(BS EN 1670: Class 5)

Product Codes

VS Contemporary Sash Knob

White	Hardex Chrome	Hardex Satin	Hardex Bronze	Hardex Smoke	Hardex Gold
4C250	4C251	4C252	4C253	4C254	4C255

The E Series

VS Classic Locking Fitch Fastener



Features & Benefits

- Solid die cast zinc construction
Sturdy feel
- Soft, curving design
Elegant styling
- Supplied with colour coordinated screws
Perfectly matching hardware, even down to the smallest details



White




Hardex
Chrome




Hardex
Satin



Hardex
Bronze



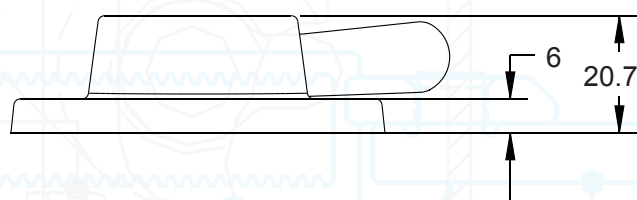
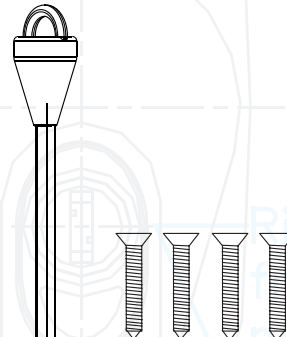
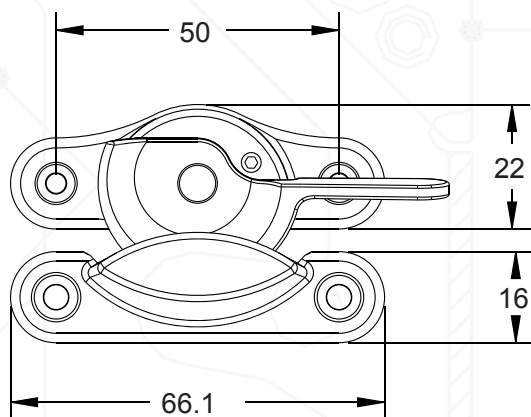
Hardex
Smoke



Hardex
Gold

Fab&Fix

VS Classic Locking Fitch Fastener



All dimensions are shown in millimetres

Technical Specification

Designed for PVC-U and Timber vertically sliding windows

Includes four 4mm x 25mm colour coordinated dome head screws

All finishes salt spray tested to 480 hours
(BS EN 1670: Class 5)

Product Codes

VS Classic Locking Fitch Fastener

White	Hardex Chrome	Hardex Satin	Hardex Bronze	Hardex Smoke	Hardex Gold
4C300	4C301	4C302	4C303	4C304	4C305

The E Series

VS Classic Non-Locking Fitch Fastener




Features & Benefits

- Solid die cast zinc construction
Sturdy feel
- Soft, curving design
Elegant styling
- Supplied with colour coordinated screws
Perfectly matching hardware, even down to the smallest details



White




Hardex
Chrome




Hardex
Satin



Hardex
Bronze



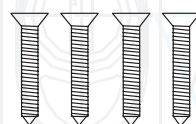
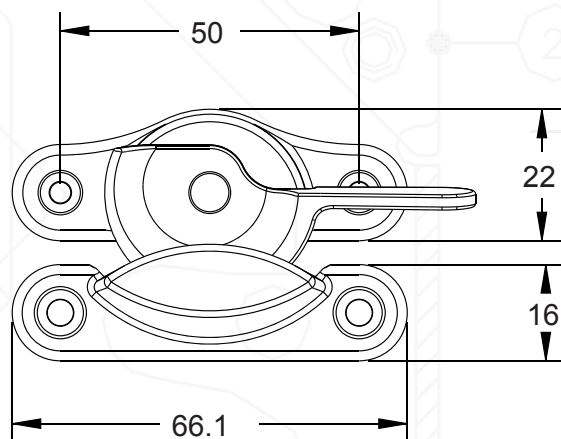
Hardex
Smoke



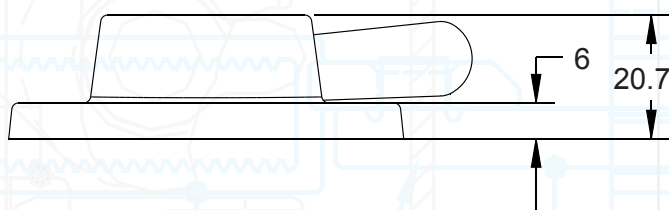
Hardex
Gold

Fab&Fix

VS Classic Non-Locking Fitch Fastener



Rivet on item
free movement
numbers 2 a



All dimensions are shown in millimetres

Technical Specification

Designed for PVC-U and Timber vertically sliding windows

All finishes salt spray tested to 480 hours
(BS EN 1670: Class 5)

Includes four 4mm x 25mm colour coordinated dome head screws

Product Codes

VS Classic Non-Locking Fitch Fastener

White	Hardex Chrome	Hardex Satin	Hardex Bronze	Hardex Smoke	Hardex Gold
4C350	4C351	4C352	4C353	4C354	4C355

The E Series

VS Contemporary Locking Fitch Fastener




Features & Benefits


- Solid die cast zinc construction
Sturdy feel
- Modern, angular design
Elegant styling
- Supplied with colour coordinated screws
Perfectly matching hardware, even down to the smallest details




White




Hardex
Chrome



Hardex
Satin



Hardex
Bronze



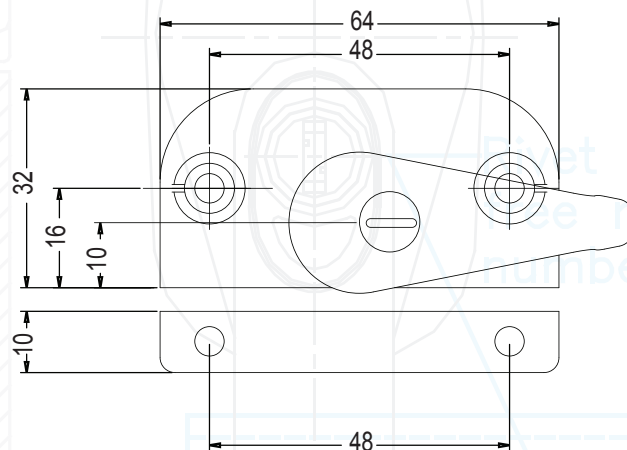
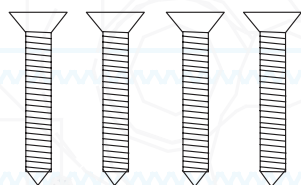
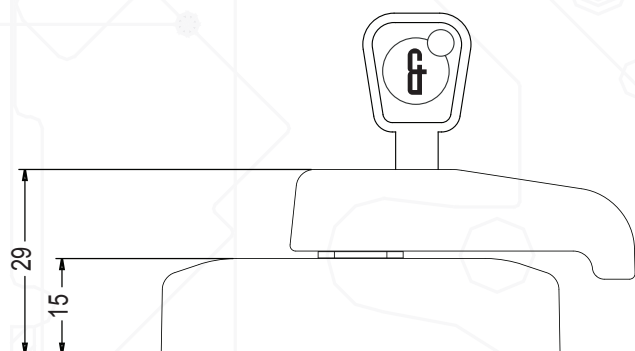
Hardex
Smoke



Hardex
Gold

Fab&Fix

VS Contemporary Locking Fitch Fastener



All dimensions are shown in millimetres

Technical Specification

Designed for PVC-U and Timber vertically sliding windows

All finishes salt spray tested to 480 hours
(BS EN 1670: Class 5)

Includes four 4mm x 25mm colour coordinated dome head screws

Product Codes

VS Contemporary Locking Fitch Fastener

White	Hardex Chrome	Hardex Satin	Hardex Bronze	Hardex Smoke	Hardex Gold
4C400	4C401	4C402	4C403	4C404	4C405

The E Series

VS Travel Restrictor




Features & Benefits

- Simple key operation restricts extent to which sash can be opened
Prevent unwanted opening
- Classic design with a contemporary twist
Elegant styling
- Supplied with colour coordinated screws
Perfectly matching hardware, even down to the smallest details



White




Hardex
Chrome




Hardex
Satin



Hardex
Bronze



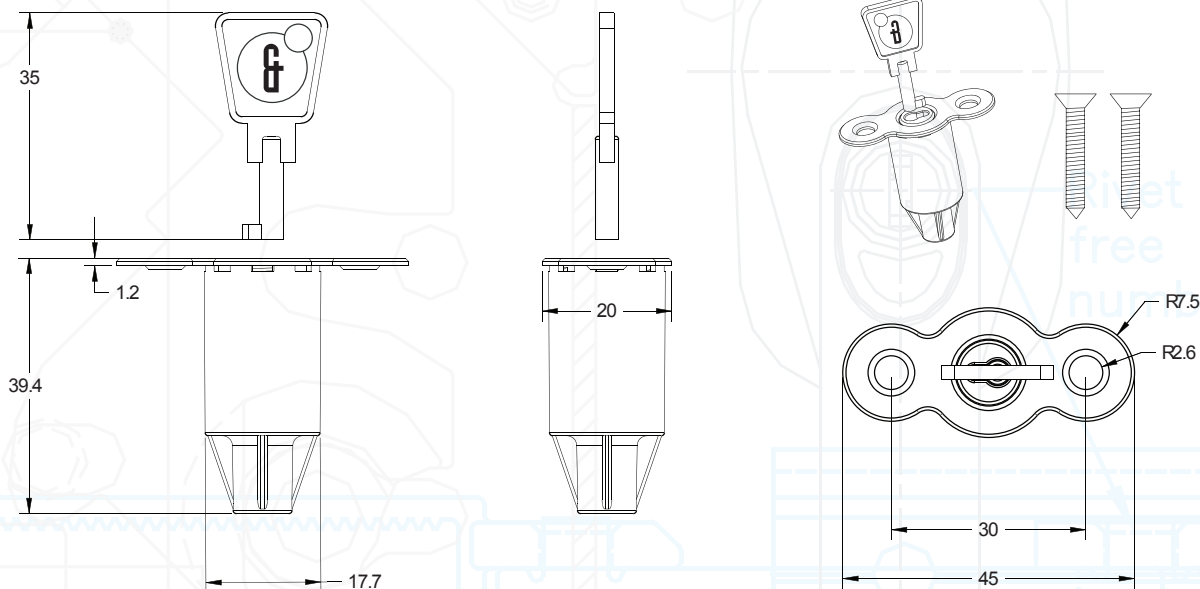
Hardex
Smoke



Hardex
Gold

Fab&Fix

VS Travel Restrictor



All dimensions are shown in millimetres

Technical Specification

Designed for PVC-U and Timber vertically sliding windows

All finishes salt spray tested to 480 hours
(BS EN 1670: Class 5)

Includes two 4mm x 25mm colour coordinated dome head screws

Product Codes

VS Travel Restrictor

White	Hardex Chrome	Hardex Satin	Hardex Bronze	Hardex Smoke	Hardex Gold
4C450	4C451	4C452	4C453	4C454	4C455

The S Series



Style  Substance

- Stainless steel construction
- Our premier range of perfectly matching products

The S Series

Stamford Inline Lever Lever




External Lever

Features & Benefits

- Stainless steel construction with weight balanced spring cassette
Premium feel and consistent 90 degree lever return
- Manufactured from investment cast grade 316 austenitic stainless steel
Ultimate corrosion resistance
- Wide backplate
To suit cylinder guards and accomodate larger cylinder prep.
- Low friction nylon bush
Smooth and consistent operation
- Screws included to suit 60-70mm profiles
Everything needed for installation included in pack
- Screws and spindle manufactured from grade 304 austenitic stainless steel
Excellent corrosion resistance for all parts



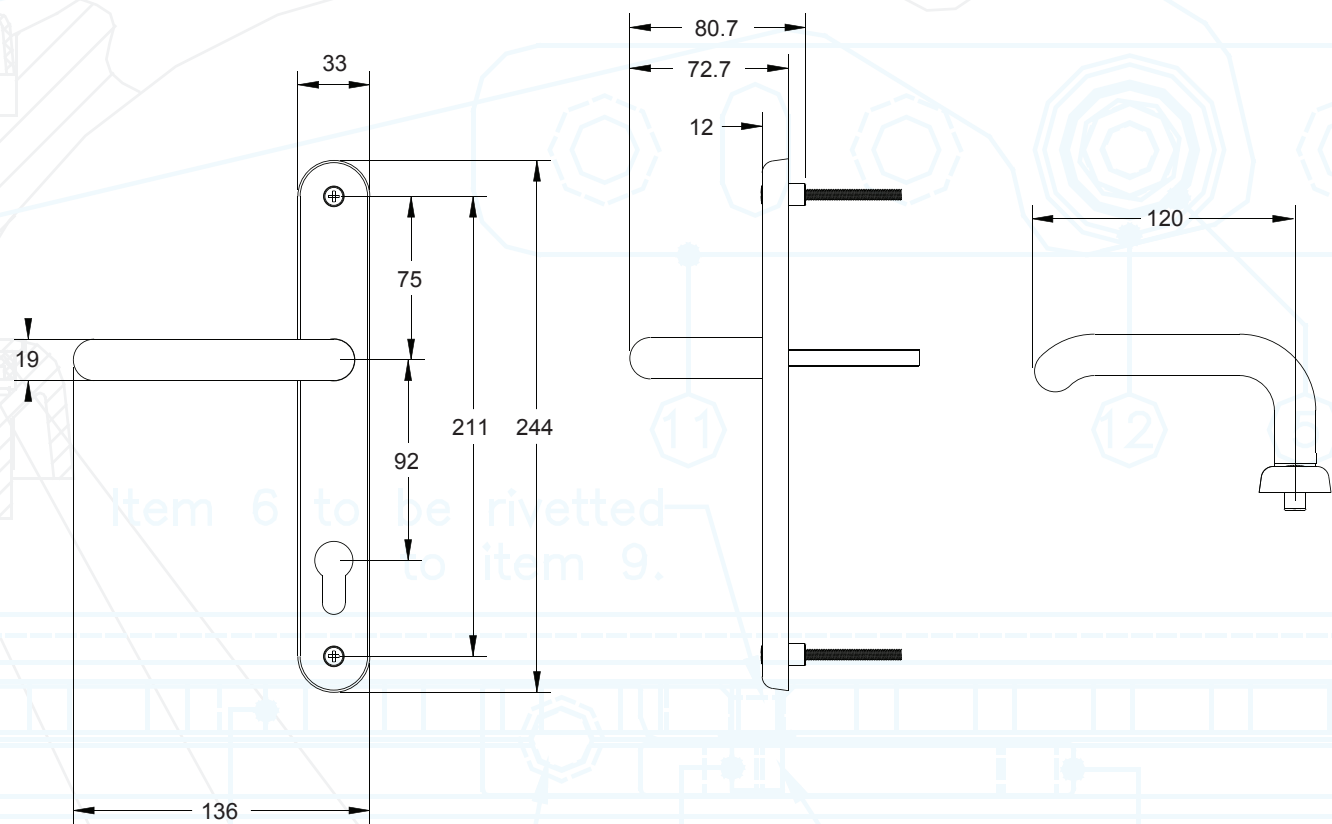
Internal Lever



Brushed
Steel

Fab&Fix

Stamford Inline Lever Lever



All dimensions are shown in millimetres

Technical Specification

Conforms to the requirement of BS EN 13724:2002

Tested to 200,000 cycles

Salt spray tested to 1000 hours
(BS EN 1670: Class 5)

Includes screw and spindle pack suitable for 60mm - 70mm profiles (1 x 8mm x 120mm grade 304 stainless steel spindle, 2 x M5 x 70mm grade 304 stainless steel machine screws, 2 x M5 x 80mm grade 304 stainless steel machine screws)

Product Codes

Stamford Inline Lever Lever

Brushed Steel

1N000

The S Series

Stirling Inline Lever Lever




External Lever

Features & Benefits

- Stainless steel construction with weight balanced spring cassette
Premium feel and consistent 90 degree lever return
- Manufactured from investment cast grade 316 austenitic stainless steel
Ultimate corrosion resistance
- Wide backplate
To suit cylinder guards and accomodate larger cylinder prep.
- Low friction nylon bush
Smooth and consistent operation
- Screws included to suit 60-70mm profiles
Everything needed for installation included in pack
- Screws and spindle manufactured from grade 304 austenitic stainless steel
Excellent corrosion resistance for all parts



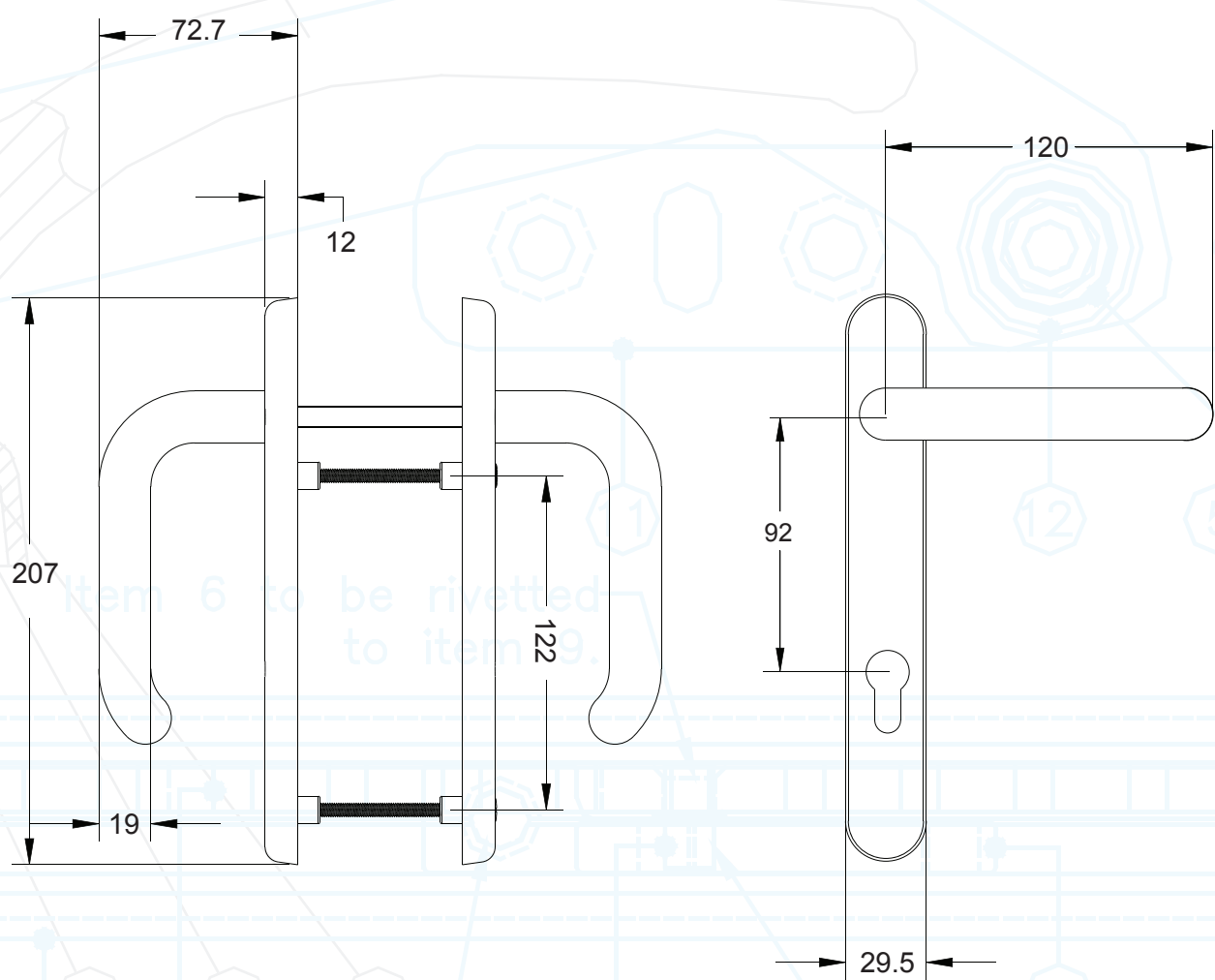
Internal Lever



Brushed
Steel

Fab&Fix

Stirling Inline Lever Lever



All dimensions are shown in millimetres

Technical Specification

Conforms to the requirement of BS EN 13724:2002

Tested to 200,000 cycles

Salt spray tested to 1000 hours
(BS EN 1670: Class 5)

92mm PZ

Includes screw and spindle pack suitable for 60mm - 70mm profiles (1 x 8mm x 120mm spindle, 2 x M5 x 70mm grade 304 stainless steel machine screws, 2 x M5 x 80mm grade 304 stainless steel machine screws)

Product Codes

Stirling Inline Lever Lever

Brushed Steel

1O000


The S Series

Nu Mail Ingot



Features & Benefits

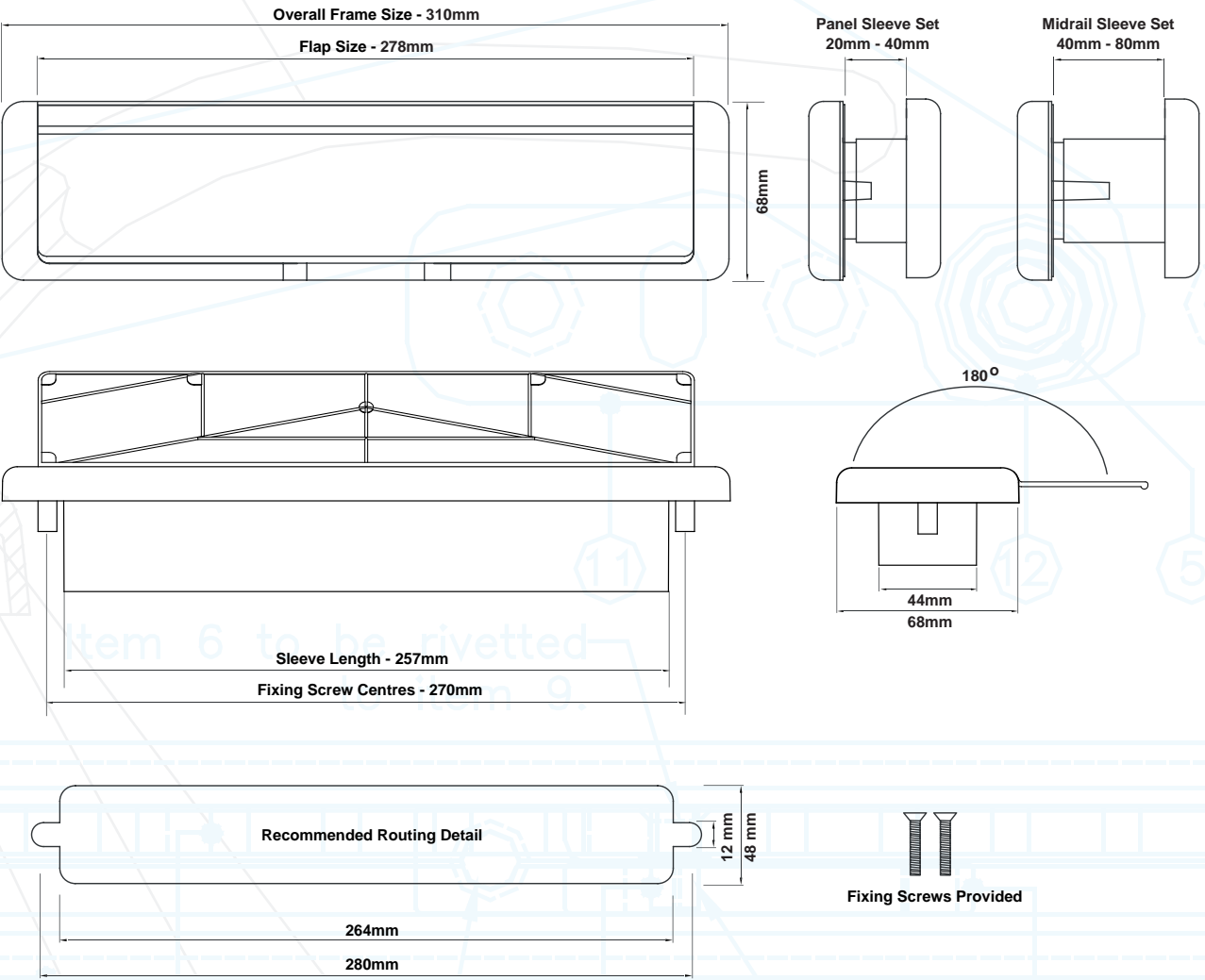
- Midrail and Panel letterplate options to suit doors 20mm-80mm thick
Suits a range of door thicknesses
- Fully suited stainless steel flap and investment cast stainless steel frame
Quality and durability you can see and feel
- Manufactured from investment cast grade 316 austenitic stainless steel
Ultimate corrosion resistance
- Anti-snap flap opens to 180° with fully sprung return
Easier to operate, no broken flaps, even with the Sunday papers
- 12" letterplate with a 10" aperture
Meets Royal Mail standards, will easily take A4 size post



Brushed
Steel

Fab&Fix

Nu Mail Ingot



Additional Benefits

- Secure through fixing ensures letterplate can only be removed from the inside of the house
Prevents burglars gaining access to the cylinder internally
- Can be through fixed or face fixed
Flexible according to fabricator preference
- Optional restricted opening with the addition of a PAS24 Letterplate Restrictor
Possible to restrict the opening angle, or lock the flap shut
- Supplied with 27mm screws
Everything needed for installation on a variety of door thicknesses

Technical Specification

Designed for PVC-U, Composite and Timber doors
Conforms to the requirement of BS EN 13724: 2002
Salt spray tested to 1000 hours (BS EN 1670: Class 5)
Flap cycle tested to 20,000 cycles
Includes 2 x M5 x 27mm grade 304 stainless steel machine screws and screw guide

Product Codes

Nu Mail Ingot

Size	Brushed Steel
Panel (20 - 40)	3D050
Midrail (40 - 80)	3D000


The S Series

Ingot Knocker



Features & Benefits

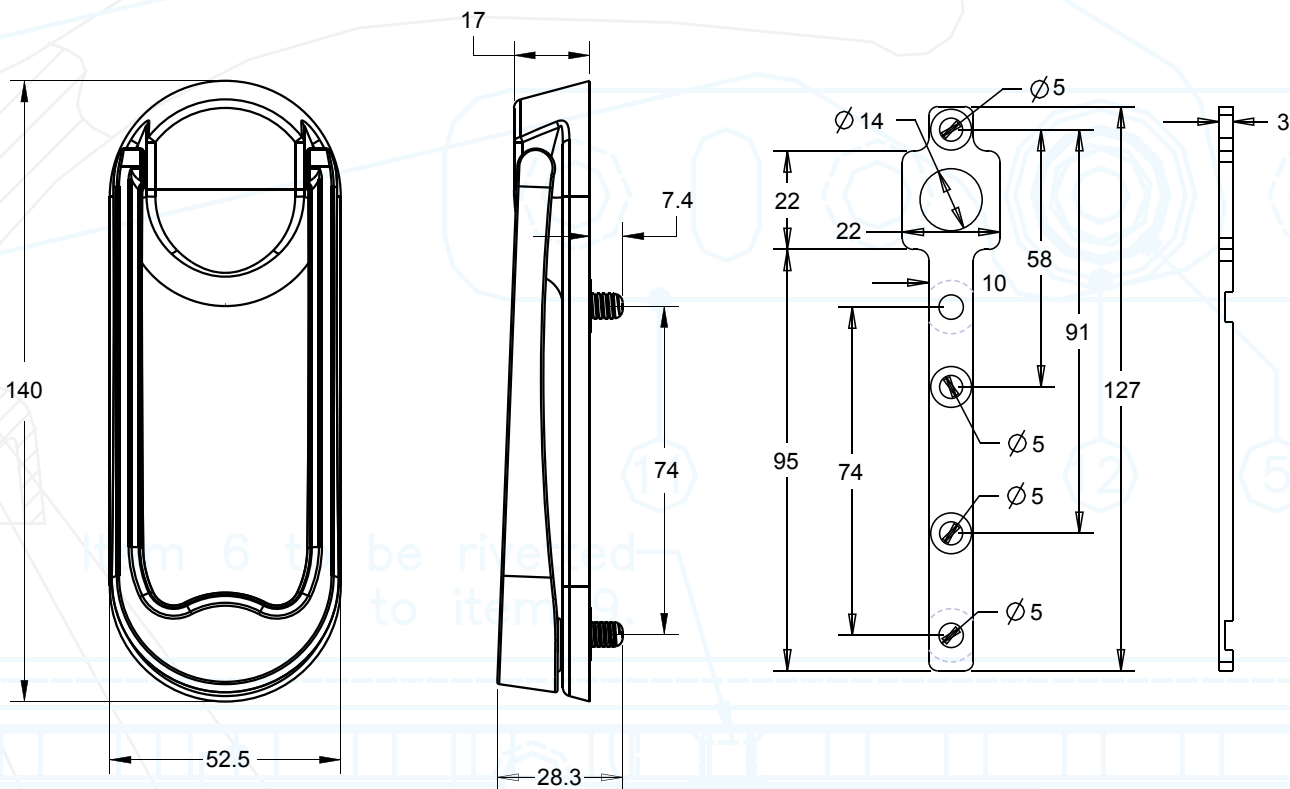
- Stylish contemporary door knocker
Suits modern high-end composite doors
- Manufactured from investment cast grade 316 austenitic stainless steel
Ultimate corrosion resistance
- Screws included to suit 60-70mm profiles
Everything needed for installation included in pack
- Colour co-ordinated fixings
Perfectly matching hardware, even down to the smallest details (screws)
- Fully sprung handle
Ensures lever always returns to true 90 degrees
- Wide backplate
To suit cylinder guards and accommodate larger cylinder prep
- Suitable for use within a PAS24 test
Meets highest industry standard for security.



Brushed
Steel

Fab&Fix

Ingot Knocker



All dimensions are shown in millimetres

NOTE. DO NOT rivet item 6 to item 7.

Lifting Bracket (7) to be rivetted after

Technical Specification

Designed for PVC-U, Composite and Timber doors
Salt spray tested to 1000 hours (BS EN 1670: Class 5)
Includes fixing plate and screws

Product Codes

Stainless Steel Knocker

Brushed Steel

4A550


The S Series

Letters A-F



Features & Benefits

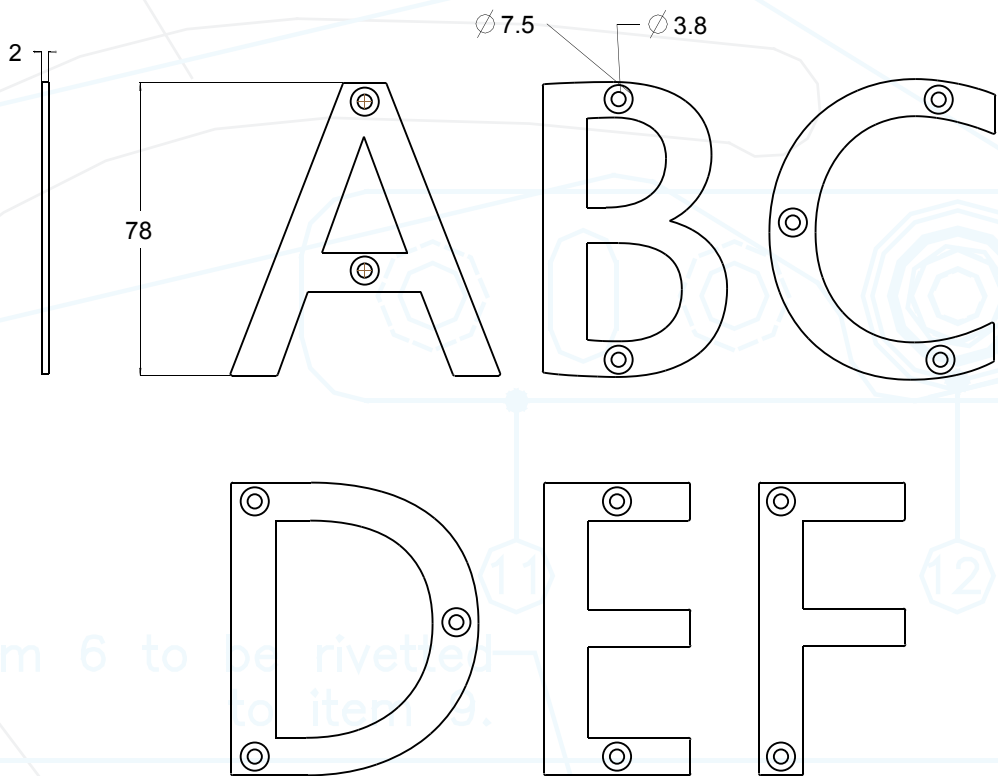
- Designed for Panel, Timber, PVCu and Composite Doors
Flexible use
- Manufactured from grade 316 austenitic stainless steel
Ultimate corrosion resistance
- Supplied with colour coordinated screws
Perfectly matching hardware, even down to the smallest details
- Classic design with a contemporary twist
Create an elegant and stylish front door



Brushed
Steel

Fab&Fix

Letters A-F



Counter-sunk screws provided with each letter

Technical Specification

Designed for PVC-U, Composite and Timber doors
Includes two 3.5mm x 25mm grade 304 stainless steel countersunk flat head screws
Salt spray tested to 1000 hours (BS EN 1670: Class 5)

Product Codes

Letters A-F

Letter	Brushed Steel
A	4B011
B	4B061
C	4B111
D	4B161
E	4B211
F	4B261


The S Series

Numbers 0-9



Features & Benefits


- Designed for Panel, Timber, PVCu and Composite Doors
Flexible use
- Manufactured from grade 316 austenitic stainless steel
Ultimate corrosion resistance
- Classic design with a contemporary twist
Create an elegant and stylish front door
- Supplied with colour coordinated screws
Perfectly matching hardware, even down to the smallest details



Brushed
Steel

Fab&Fix

Numbers 0-9



Counter-sunk screws provided with each number

Technical Specification

Designed for PVC-U, Composite and Timber doors

Includes two 3.5mm x 25mm grade 304 stainless steel countersunk flat head screws

Salt spray tested to 1000 hours (BS EN 1670: Class 5)

Product Codes

Numbers 0-9

Number	Brushed Steel
0	4B311
1	4B361
2	4B411
3	4B461
4	4B511
5	4B561
6 or 9	4B611
7	4B661
8	4B711

Stainless Steel Bar Handles




Features & Benefits

- Brushed stainless steel bar handles
Contemporary handles that create a stunning entrance door
- Austenitic grade 304 stainless steel construction
Ultimate corrosion resistance
- Universal fixing kit
Bar handles can be face-fixed, through-fixed or fixed to internal handle
- Matching escutcheon to suit euro profile cylinders
Compatible with all euro profile cylinders and key wind up locks



- Perfectly finished corners and precision joints
Meticulously produced quality product



Options available:



Offset Bar Handle (pictured)



Inline Bar Handle



Bow Handle



D Handle



V Handle

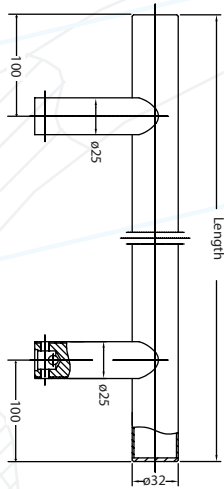


Escutcheon

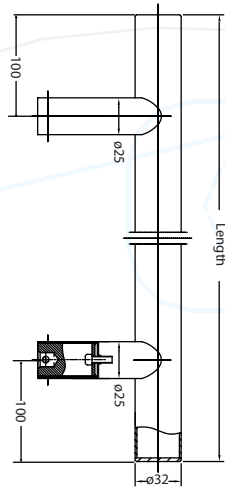
Stainless Steel Bar Handles

Offset

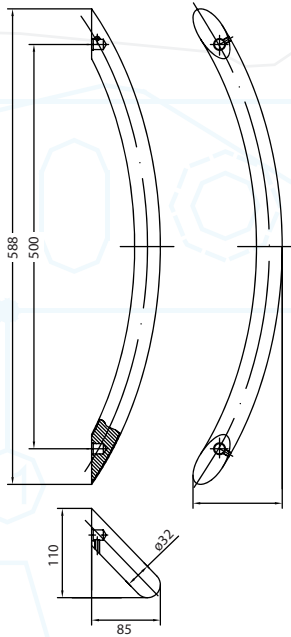
Lengths: 400, 600, 800, 1000 and 1200 (two fix)



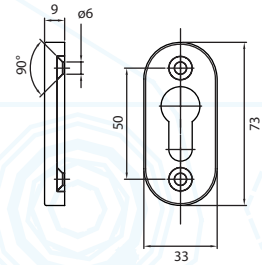
Inline



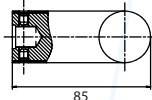
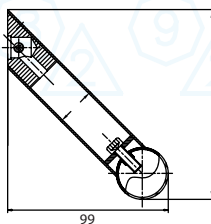
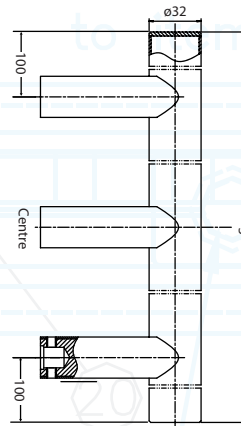
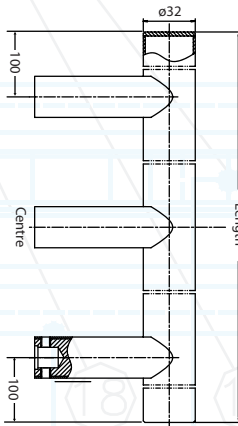
Bow



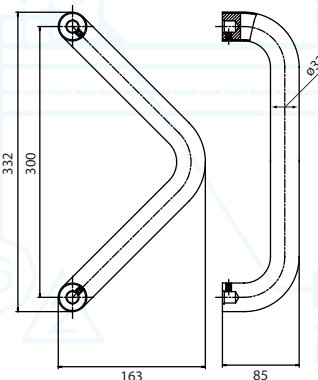
Escutcheon



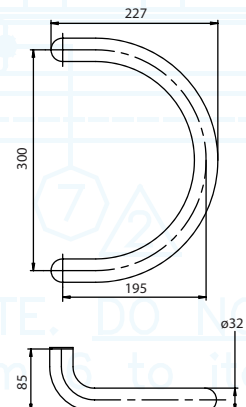
Lengths: 1400, 1600 and 1800 (three fix)



V Handle



D Handle



Product Codes

1S000 400mm Offset Bar Handle
1S001 600mm Offset Bar Handle
1S002 800mm Offset Bar Handle
1S003 1000mm Offset Bar Handle
1S004 1200mm Offset Bar Handle
1S005 1400mm Offset Bar Handle
1S006 1600mm Offset Bar Handle
1S007 1800mm Offset Bar Handle

1S050 Bow Handle
1S060 D Handle
1S070 V Handle

1S020 400mm Inline Bar Handle
1S021 600mm Inline Bar Handle
1S022 800mm Inline Bar Handle
1S023 1000mm Inline Bar Handle
1S024 1200mm Inline Bar Handle
1S025 1400mm Inline Bar Handle
1S026 1600mm Inline Bar Handle
1S027 1800mm Inline Bar Handle

1S900 Escutcheon
9F075 Universal Fixing Kit

The Future of Home Security

Unfortunately, crime doesn't stand still. That's why we can't be complacent about home security.

At Fab&Fix, we are always working to stay two steps ahead of the break-in.

We start by putting ourselves in the mind of the intruder. What are the weaknesses they know how to exploit today and where are the loopholes they may learn to exploit tomorrow?

If our findings mean tearing up convention and designing from the ground up, that's what we do. High-tech materials, precision engineering and even microelectronics then bring the products to life; but we don't take them to market, yet.

Our testing partners, are masters of the break-in. Skilled locksmiths, fabricators in the UK's most crime ridden areas and the Police. Only when they're satisfied are our products released.

Safe  Secure

Horizon[®]

Multi-point Door Lock



Boldly going where no door lock has been before

Three years in development, this visionary range of door locks re-writes the rulebook on ease of fitting, smoothness of operation and reliability. They're versatile too; designed to fit with almost any system, universal components wherever possible to reduce stock holding, plus residential and french door applications.

All in addition to the highest standards of security and durability you've come to expect from Fab&Fix.

Horizon[®]

Multi-point Door Lock

Heavy gauge metal gearboxes to prevent twisting

Far fewer moving parts and greater internal tolerances for new levels of reliability

Unidirectional gearing, Final Drive System™ and Friction Free™ keeps for the smoothest action

Range compatible with UPVC, composite and timber systems; masters and slaves; 1 piece and 3 piece keeps; all of your door lock needs can be met by one supplier

Fully reversible latch – no more complicated than turning over the lock

Key measure guide lines on locks and keeps for faster, more accurate mark-up and cropping

Pre-stamped fixing holes and face plate retainers as standard so no need to drill any fixing holes


Optional shootbolt and cam extensions for increased security or compression as you need it

Horizon 1100 Door Lock and 3 Piece Keep



Features & Benefits

- Multipoint door lock for use with 92mm PZ sprung handles and euro cylinders
Suitable for most residential applications with wide choice of handles and cylinders
- 3 bi-parting, anti-separation, investment cast stainless steel hooks
Prevents lifting and jimmying
- 3 precision rollers
Tight compression across the whole door, excellent weather sealing
- Optional shoot bolt and cam extensions
Extra security or compression as required
- Universal, non-handed keeps with profile related packers
Compatible with all major profile systems

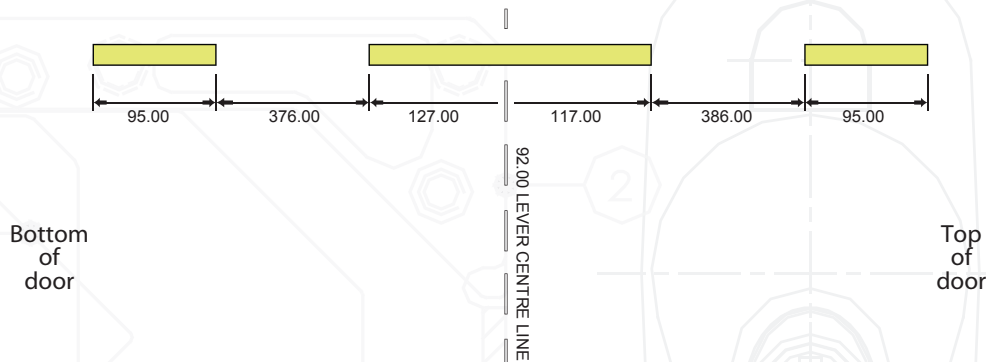


Horizon[®]
Multi-point Door Lock

Fab&Fix

Horizon 1100 Door Lock and 3 Piece Keep

Door Lock Suggested Routing Dimensions



Keeps Suggested Routing Dimensions



All dimensions are shown in millimetres

Additional Benefits

- **Heavy gauge metal gearboxes**
Prevent twisting
- **Non-handed lock mechanism with reversible latch bolt**
Suitable for left-handed and right-handed doors
- **Final Drive™ system**
Gearbox assists the weak, elderly or infirm to throw all the locking points
- **Far fewer moving parts and greater internal tolerances than standard door locks**
Extremely smooth action with new levels of reliability
- **Pre-stamped fixing holes and face plate covers as standard**
No drilling required for the neatest finish
- **Key measure guide lines on lock and keeps**
Faster, more accurate mark-up and cropping
- **Adjustable home on centre keep**
Enables precise alignment and last minute adjustments
- **Secured by Design**
Additional peace of mind

Technical Specification

Designed for PVC-U doors

Tested as part of a complete door set that successfully achieved PAS23

Tested as part of a complete door set that successfully achieved PAS24

Compatible with the Ashford, Balmoral and Stamford door handles

Roller adjustment of +/- 1.5mm

Keep adjustment of +/- 3mm

Tested to 200,000 cycles

Full routing details included inside packaging

3 piece keep requires 6 profile specific standard packers; see separate Standard Packer page

Product Codes

Horizon 1100 Door Lock and 3 Piece Keep


3 hook / 3 roller Horizon 1100 multipoint door lock	6A000
Centre keep for Horizon 1100 and 1500 multipoint door locks	6Q000
Stainless steel centre keep for Horizon 1100 and 1500 multipoint door locks	6Q001
Top / bottom keeps for Horizon 1100 and 1500 multipoint door locks	6Q050
Stainless steel top / bottom keeps for Horizon 1100 and 1500 multipoint door locks	6Q051

Horizon 1100 Door Lock and 1 Piece Keep



Features & Benefits

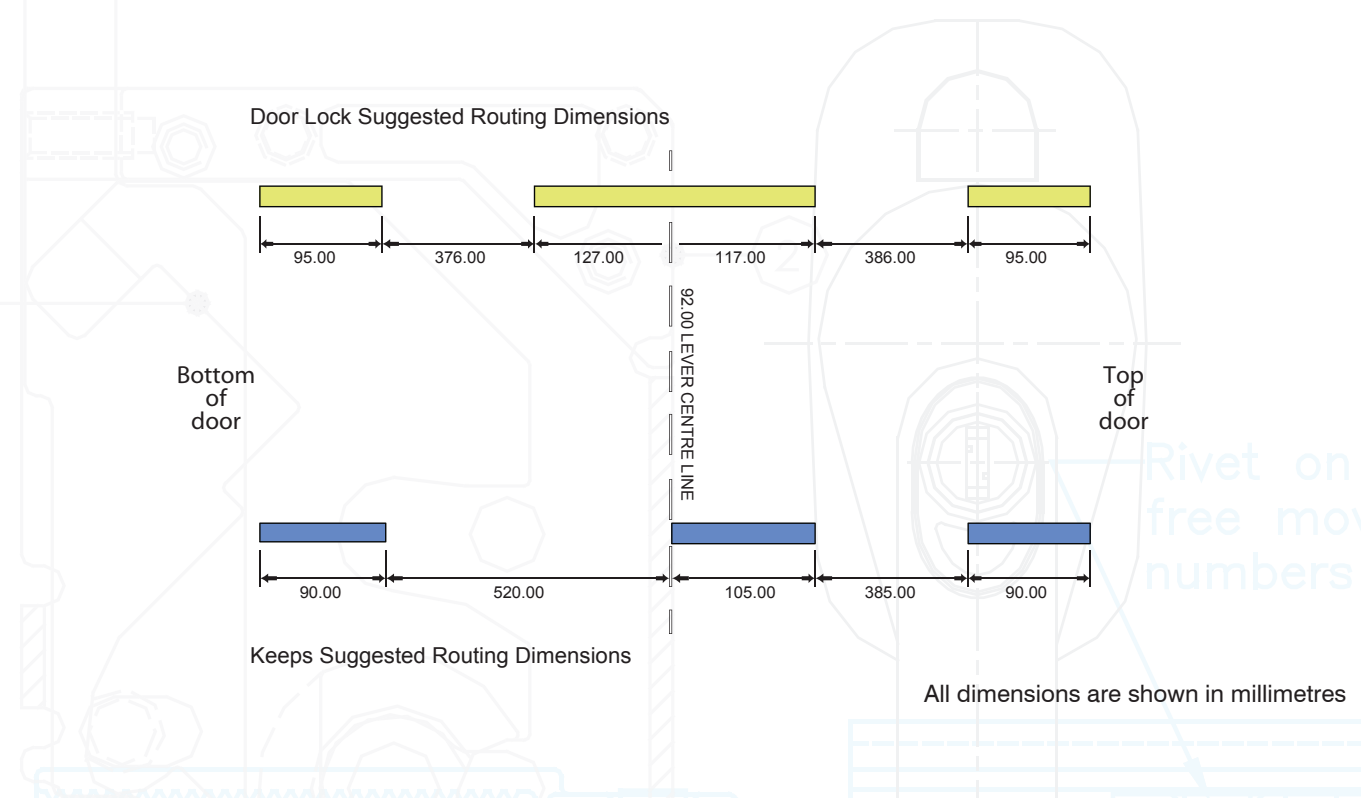
- Multipoint door lock for use with 92mm PZ sprung handles and euro cylinders
Suitable for most residential applications with wide choice of handles and cylinders
- 3 bi-parting, anti-separation, investment cast stainless steel hooks
Prevents lifting and jimmying
- 3 precision rollers
Tight compression across the whole door, excellent weather sealing
- Optional shoot bolt and cam extensions
Extra security or compression as required
- Universal one piece keeps with profile related packers
Compatible with all major profile systems



Horizon[®]
Multi-point Door Lock

Fab&Fix

Horizon 1100 Door Lock and 1 Piece Keep



Additional Benefits

- **Heavy gauge metal gearboxes**
Prevent twisting
- **Non-handed lock mechanism with reversible latch bolt**
Suitable for left-handed and right-handed doors
- **Final Drive™ system**
Gearbox assists the weak, elderly or infirm to throw all the locking points
- **Far fewer moving parts and greater internal tolerances than standard door locks**
Extremely smooth action with new levels of reliability
- **Pre-stamped fixing holes and face plate covers as standard**
No drilling required for the neatest finish
- **Key measure guide lines on lock and keep**
Faster, more accurate mark-up and cropping
- **Adjustable home on centre keep**
Enables precise alignment and last minute adjustments
- **Secured by Design**
Additional peace of mind

Technical Specification

Designed for PVC-U doors

Tested as part of a complete door set that successfully achieved PAS23

Tested as part of a complete door set that successfully achieved PAS24

Compatible with the Ashford, Balmoral and Stamford door handles

Roller adjustment of +/- 1.5mm

Keep adjustment of +/- 3mm

Tested to 200,000 cycles

Full routing details included inside packaging

1 piece keep requires 3 profile specific standard packers and 4 profile specific support packers; see separate Standard Packer and Support Packer pages

Product Codes

Horizon 1100 Door Lock and 1 Piece Keep


3 hook / 3 roller Horizon 1100 multipoint door lock	6A000
One piece keep, right handed, for Horizon 1100 multipoint door lock	6R000
One piece keep, left handed for Horizon 1100 multipoint door lock	6R050

Horizon 1100W Door Lock and 3 Piece Keep



Features & Benefits

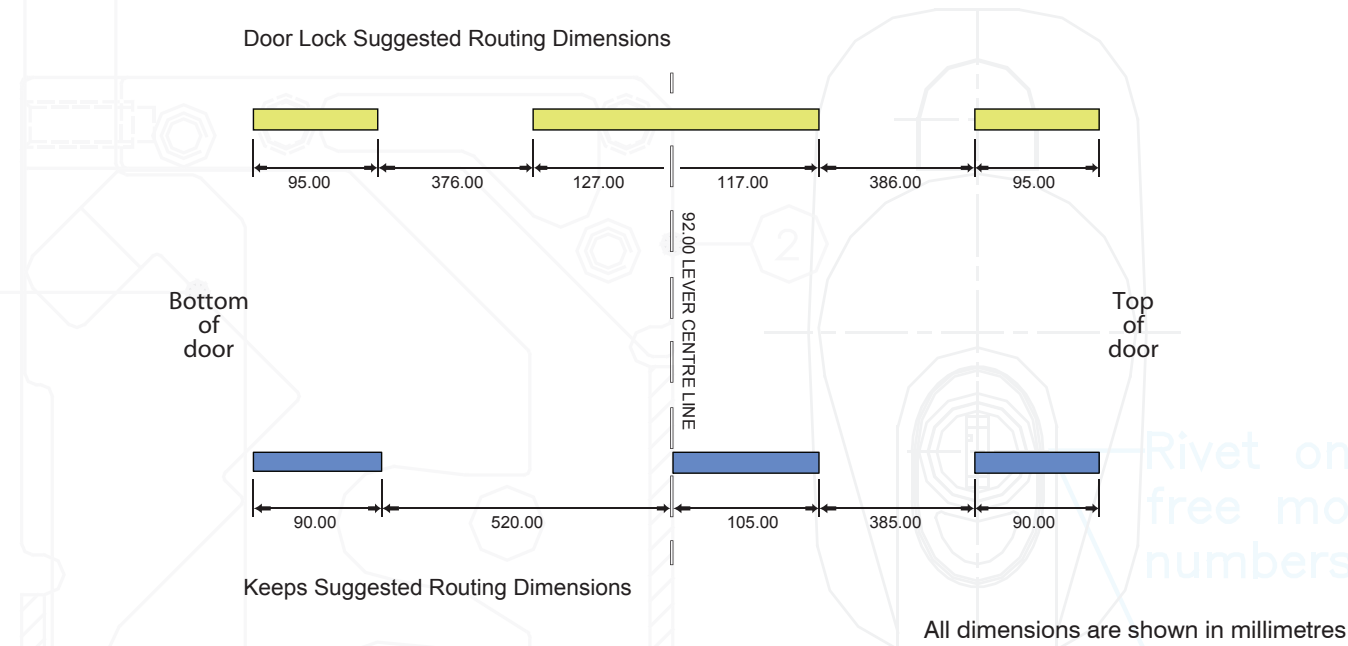
- Multipoint door lock for use with 92mm PZ sprung handles and euro cylinders
Suitable for most residential applications with wide choice of handles and cylinders
- 3 bi-parting, anti-separation, investment cast stainless steel hooks
Prevents lifting and jimmying
- 3 precision rollers
Tight compression across the whole door, excellent weather sealing
- Optional shoot bolt and cam extensions
Extra security or compression as required
- Universal, non-handed keeps with profile related packers
Compatible with all major profile systems



Horizon®
Multi-point Door Lock

Fab&Fix

Horizon 1100W Door Lock and 3 Piece Keep



Additional Benefits

- **Heavy gauge metal gearboxes**
Prevent twisting
- **Non-handed lock mechanism with reversible latch bolt**
Suitable for left-handed and right-handed doors
- **Final Drive™ system**
Gearbox assists the weak, elderly or infirm to throw all the locking points
- **Far fewer moving parts and greater internal tolerances than standard door locks**
Extremely smooth action with new levels of reliability
- **Pre-stamped fixing holes and face plate covers as standard**
No drilling required for the neatest finish
- **Key measure guide lines on lock and keeps**
Faster, more accurate mark-up and cropping
- **Adjustable home on centre keep**
Enables precise alignment and last minute adjustments
- **Secured by Design**
Additional peace of mind

Technical Specification

Designed for PVC-U doors

Tested as part of a complete door set that successfully achieved PAS23

Tested as part of a complete door set that successfully achieved PAS24

Compatible with the Alton, Windsor and Stirling door handles

Only compatible with inline lever/lever door handles

Roller adjustment of +/- 1.5mm

Keep adjustment of +/- 3mm

Tested to 200,000 cycles

Full routing details included inside packaging

3 piece keep requires 6 profile specific standard packers; see separate Standard Packer page

Product Codes

Horizon 1100W Door Lock and 3 Piece Keep


3 hook / 3 roller Horizon 1100 Windsor multipoint door lock	6A001
Centre keep for Horizon 1100 and 1500 multipoint door locks	6Q000
Stainless steel centre keep for Horizon 1100 and 1500 multipoint door locks	6Q001
Top / bottom keeps for Horizon 1100 and 1500 multipoint door locks	6Q050
Stainless steel top / bottom keeps for Horizon 1100 and 1500 multipoint door locks	6Q051

Horizon 1100W Door Lock and 1 Piece Keep



Features & Benefits

- Multipoint door lock for use with 92mm PZ sprung handles and euro cylinders
Suitable for most residential applications with wide choice of handles and cylinders
- 3 bi-parting, anti-separation, investment cast stainless steel hooks
Prevents lifting and jimmying
- 3 precision rollers
Tight compression across the whole door, excellent weather sealing
- Optional shoot bolt and cam extensions
Extra security or compression as required
- Universal one piece keeps with profile related packers
Compatible with all major profile systems

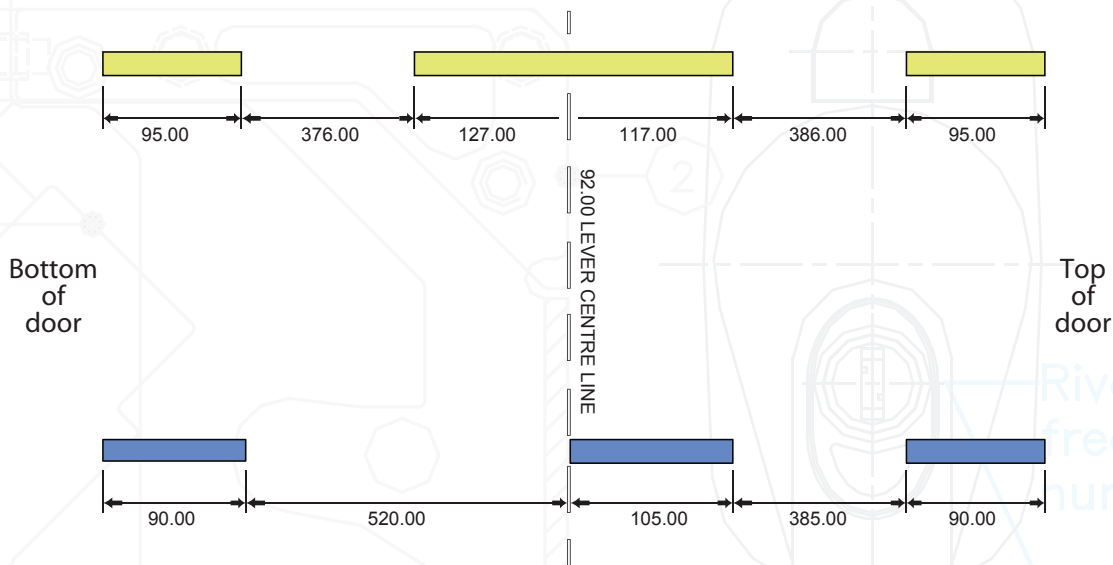


Horizon[®]
Multi-point Door Lock

Fab&Fix

Horizon 1100W Door Lock and 1 Piece Keep

Door Lock Suggested Routing Dimensions



All dimensions are shown in millimetres

Additional Benefits

- **Heavy gauge metal gearboxes**
Prevent twisting
- **Non-handed lock mechanism with reversible latch bolt**
Suitable for left-handed and right-handed doors
- **Final Drive™ system**
Gearbox assists the weak, elderly or infirm to throw all the locking points
- **Far fewer moving parts and greater internal tolerances than standard door locks**
Extremely smooth action with new levels of reliability
- **Pre-stamped fixing holes and face plate covers as standard**
No drilling required for the neatest finish
- **Key measure guide lines on lock and keep**
Faster, more accurate mark-up and cropping
- **Adjustable home on centre keep**
Enables precise alignment and last minute adjustments
- **Secured by Design**
Additional peace of mind

Technical Specification

Designed for PVC-U doors

Tested as part of a complete door set that successfully achieved PAS23

Tested as part of a complete door set that successfully achieved PAS24

Compatible with the Alton, Windsor and Stirling door handles

Only compatible with inline lever/lever door handles

Roller adjustment of +/- 1.5mm

Keep adjustment of +/- 3mm

Tested to 200,000 cycles

Full routing details included inside packaging

1 piece keep requires 3 profile specific standard packers and 4 profile specific support packers; see separate Standard Packer and Support Packer pages

Product Codes

Horizon 1100W Door Lock and 1 Piece Keep


3 hook / 3 roller Horizon 1100 Windsor multipoint door lock	6A001
One piece keep, right handed, for Horizon 1100 multipoint door lock	6R000
One piece keep, left handed for Horizon 1100 multipoint door lock	6R050

Horizon 1100S Slave Door Lock and 3 Piece Keep



Features & Benefits

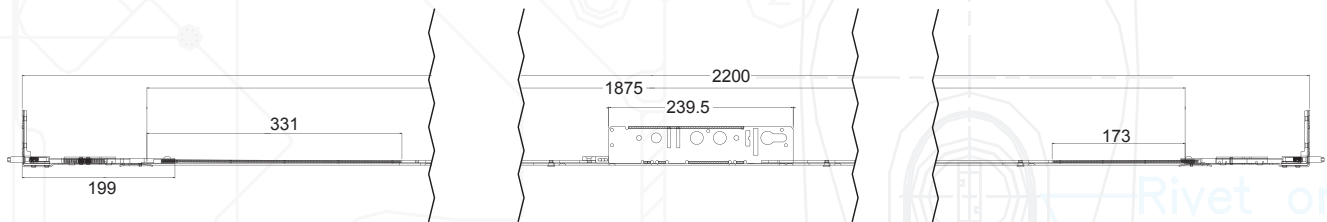
- Slave door lock for use with Horizon 1100 multipoint door lock
Suitable for french doors
- Optional shoot bolt and cam extensions
Extra security or compression as required
- Far fewer moving parts and greater internal tolerances than standard door locks
Extremely smooth action with new levels of reliability
- Final Drive™ system
Gearbox assists the weak, elderly or infirm to throw all the locking points
- Profile specific floating mullion keep
Compatible with all major profile systems



Horizon®
Multi-point Door Lock

Fab&Fix

Horizon 1100S Slave Door Lock and 3 Piece Keep



All dimensions are shown in millimetres

Additional Benefits

- **Heavy gauge metal gearbox**
Prevent twisting
- **Pre-stamped fixing holes and face plate covers as standard**
No drilling required for the neatest finish
- **Key measure guide lines on lock and keeps**
Faster, more accurate mark-up and cropping
- **Integrated profile related packers**
Compatible with all major PVC-U profile systems

Technical Specification

Designed for PVC-U doors

Compatible with the Ashford, Balmoral and Stamford door handles

Tested to 200,000 cycles

Full routing details included inside packaging

Product Codes

Horizon 1100S Slave Door Lock 3 Piece Keep


Horizon 1100S slave door lock with shootbolts	6S000
Floating mullion centre keep to fit WHS Halo Eclipse/Esthetique and System 10/Rustique Mk2	6S050
Floating mullion centre keep to fit Deceuninck 3000 Zendow	6S051
Floating mullion centre keep to fit Kommerling Connoisseur Gold, System 70 Gold and KBE System 5	6S052
Floating mullion centre keep to fit Rehau S706 and Edge	6S053
Floating mullion centre keep to fit Rehau Tritec	6S054
Floating mullion top/bottom keep to fit WHS Halo Eclipse/Esthetique and System 10/Rustique Mk2	6S150
Floating mullion top/bottom keep to fit Deceuninck 3000 Zendow	6S151
Floating mullion top/bottom keep to fit Kommerling Connoisseur Gold, System 70 Gold and KBE System 5	6S152
Floating mullion top/bottom keep to fit Rehau S706 and Edge	6S153
Floating mullion top/bottom keep to fit Rehau Tritec	6S154

Horizon 1100S Slave Door Lock and 1 Piece Keep



Features & Benefits

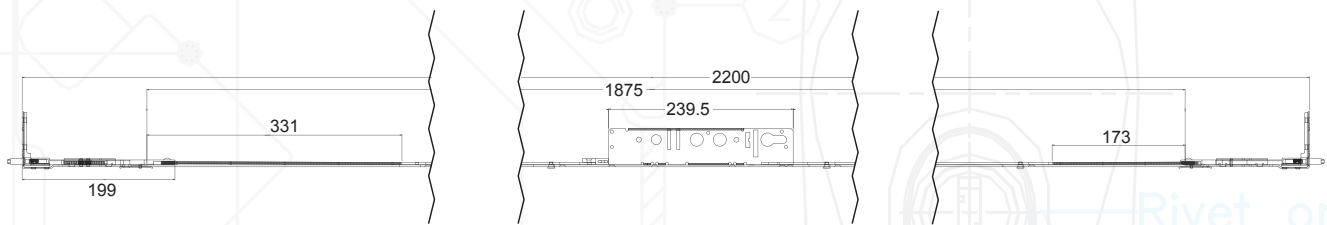
- Slave door lock for use with Horizon 1100 multipoint door lock
Suitable for french doors
- Optional shoot bolt and cam extensions
Extra security or compression as required
- Far fewer moving parts and greater internal tolerances than standard door locks
Extremely smooth action with new levels of reliability
- Final Drive™ system
Gearbox assists the weak, elderly or infirm to throw all the locking points
- Profile specific one piece floating mullion keep
Compatible with all major profile systems



Horizon®
Multi-point Door Lock

Fab&Fix

Horizon 1100S Slave Door Lock and 1 Piece Keep



All dimensions are shown in millimetres

Additional Benefits

- Heavy gauge metal gearbox
Prevent twisting
- Pre-stamped fixing holes and face plate covers as standard
No drilling required for the neatest finish
- Key measure guide lines on lock and keeps
Faster, more accurate mark-up and cropping
- Integrated profile related packers
Compatible with all major PVC-U profile systems

Technical Specification

Designed for PVC-U doors

Compatible with the Ashford, Balmoral and Stamford door handles

Tested to 200,000 cycles

Full routing details included inside packaging

Product Codes

Horizon 1100S Slave Door Lock and 1 Piece Keep

Horizon 1100S slave door lock with shootbolts	6S000
Floating mullion 1 piece keep right-handed to fit WHS Halo Eclipse/Esthetique and System 10/Rustique Mk2	6S250
Floating mullion 1 piece keep right-handed to fit Deceuninck 3000 Zendow	6S251
Floating mullion 1 piece keep right-handed to fit Kommerling Connoisseur Gold, System 70 Gold and KBE System 5	6S252
Floating mullion 1 piece keep right-handed to fit Rehau S706 and Edge	6S253
Floating mullion 1 piece keep right-handed to fit Rehau Tritec	6S254
Floating mullion 1 piece keep left-handed to fit WHS Halo Eclipse/Esthetique and System 10/Rustique Mk2	6S350
Floating mullion 1 piece keep left-handed to fit Deceuninck 3000 Zendow	6S351
Floating mullion 1 piece keep left-handed to fit Kommerling Connoisseur Gold, System 70 Gold and KBE System 5	6S352
Floating mullion 1 piece keep left-handed to fit Rehau S706 and Edge	6S353
Floating mullion 1 piece keep left-handed to fit Rehau Tritec	6S354

Horizon 1100 Shoot Bolts



Features & Benefits

- Set of shootbolts for the Horizon 1100 door lock
Adds additional security to a door
- Attached via tooth fixing at each end of the door lock
Easily installed by the fabricator / installer

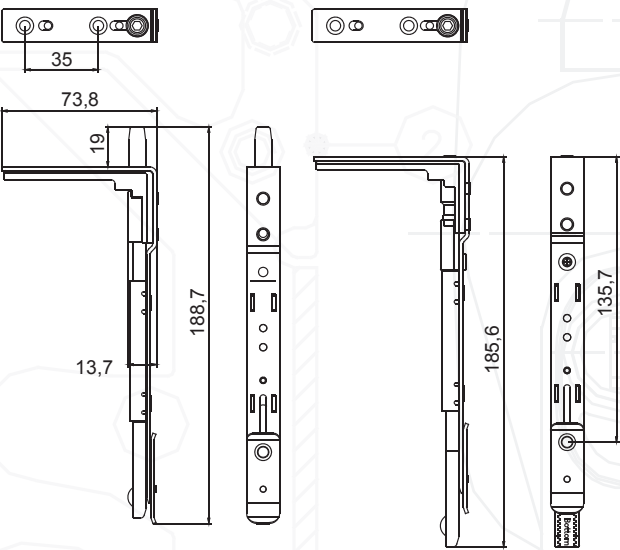


Horizon[®]
Multi-point Door Lock

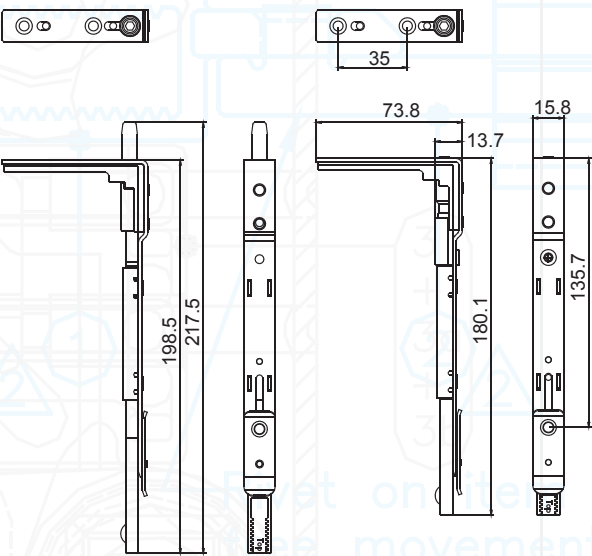
Fab&Fix

Horizon 1100 Shoot Bolts

Bottom Shoot Bolt (Direct Action)



Top Shoot Bolt (Reverse Action)



All dimensions are shown in millimetres

Technical Specification

Designed for PVC-U doors
Tested to 200,000 cycles

Product Codes

Horizon 1100 Shoot Bolts

Shootbolt set (pair)

6S450

Horizon 1100 Shoot Bolt Accessories




Features & Benefits

- Corner, double and single shootbolt keeps
Enables Horizon 1100 shootbolts to be installed on single residential doors or french doors
- Optional shootbolt keep buckets
Help guide shootbolts in to place
- Shootbolt extension
Extend shootbolt throw distance by 35mm



Shootbolt corner keep



Shootbolt double keep



Shootbolt single keep



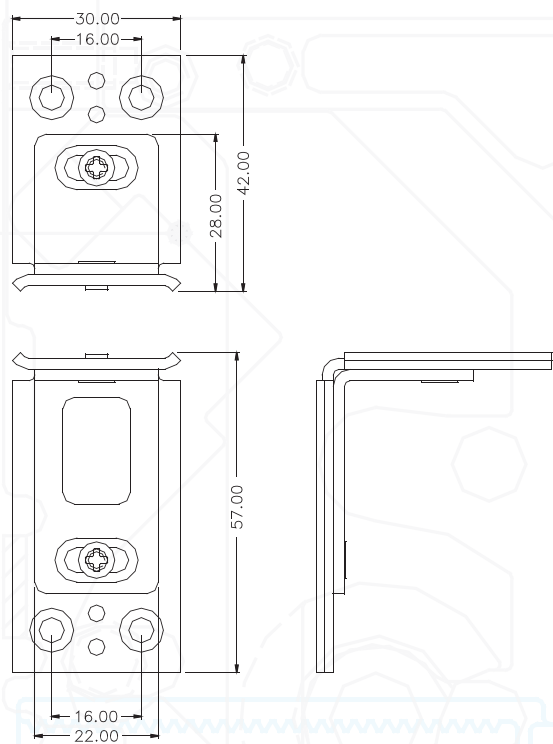
Shootbolt keep buckets



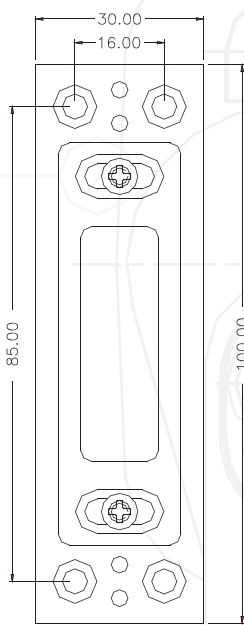
Shootbolt extension

Horizon 1100 Shoot Bolt Accessories

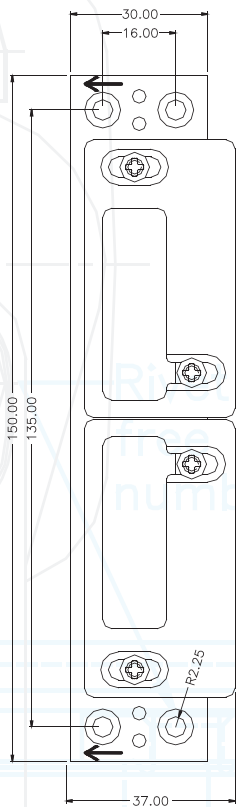
Shootbolt corner keep



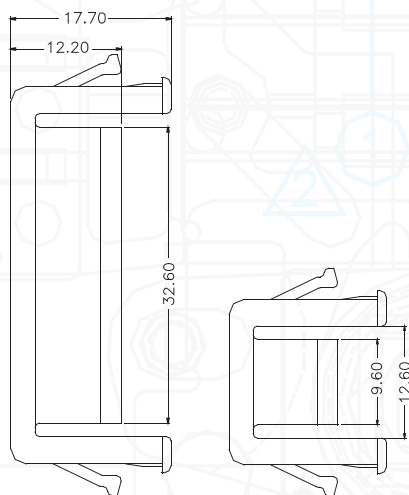
Shootbolt single keep



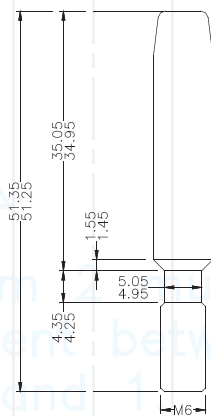
Shootbolt double keep



Shootbolt keep buckets



Shootbolt extension



All dimensions are shown in millimetres

Product Codes

Horizon 1100 Shoot Bolt Accessories


Extended 35mm brass shootbolt for use in 6S450 shootbolt set	6S451
Single shootbolt keep	6S500
Corner shootbolt keep	6S501
Double shootbolt keep	6S502
Bucket for use with shootbolt corner keep 6S501	6S503
Bucket for use with shootbolt single keep 6S500 and shootbolt double keep 6S502 (2 required)	6S504

Horizon 1100 Cam Extension



Features & Benefits

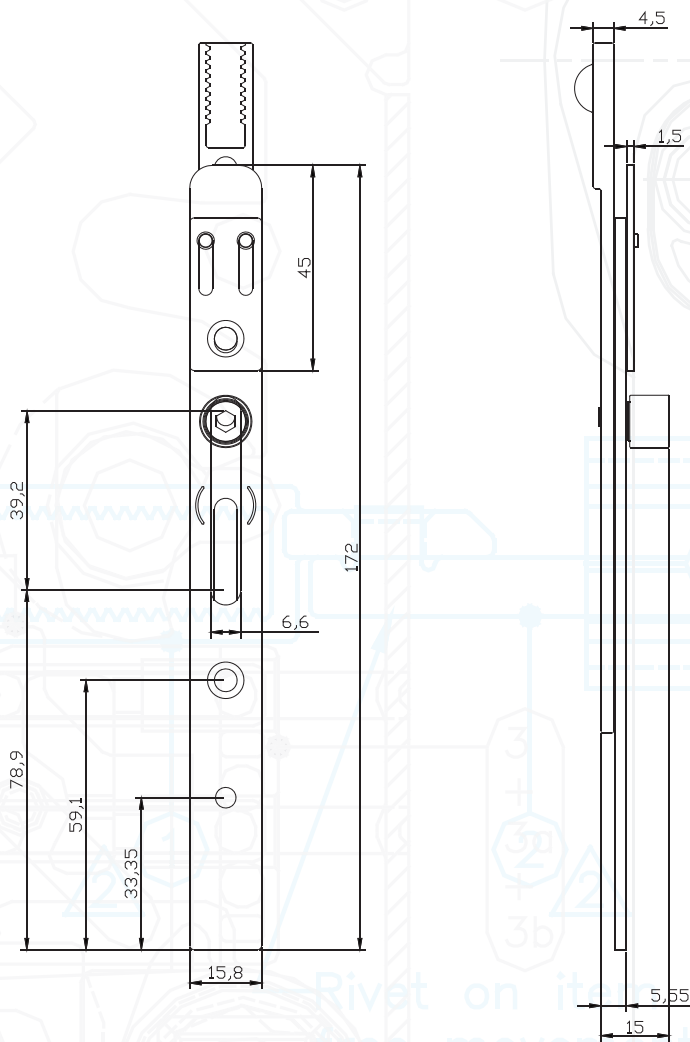
- Cam extension for Horizon 1100 door lock
Adds additional compression to a tall door
- Attached via tooth fixing at the end of the door lock
Easily installed by the fabricator / installer
- Faceplate clip locks extension in place
Secure fixing and smooth operation
- Sold singularly, with keep included
Easily installed, requires one additional standard keep packer



Horizon[®]
Multi-point Door Lock

Fab&Fix

Horizon 1100 Cam Extension



All dimensions are shown in millimetres

Product Codes

Horizon 1100 Cam Extension

CAM extension and keep for Horizon 1100 multipoint door lock


6S550

Horizon 1500 Door Lock and 3 Piece Keep



Features & Benefits

- Multipoint door lock for use with 92mm PZ sprung handles and euro cylinders
Suitable for most residential applications with wide choice of handles and cylinders
- 3 bi-parting, anti-separation, investment cast stainless steel hooks
Prevents lifting and jimmying
- 5 precision rollers
Tight compression across the whole door, excellent weather sealing
- Final Drive™ system
Gearbox assists the weak, elderly or infirm to throw all the locking points
- Universal, non-handed keeps with profile related packers
Compatible with all major profile systems

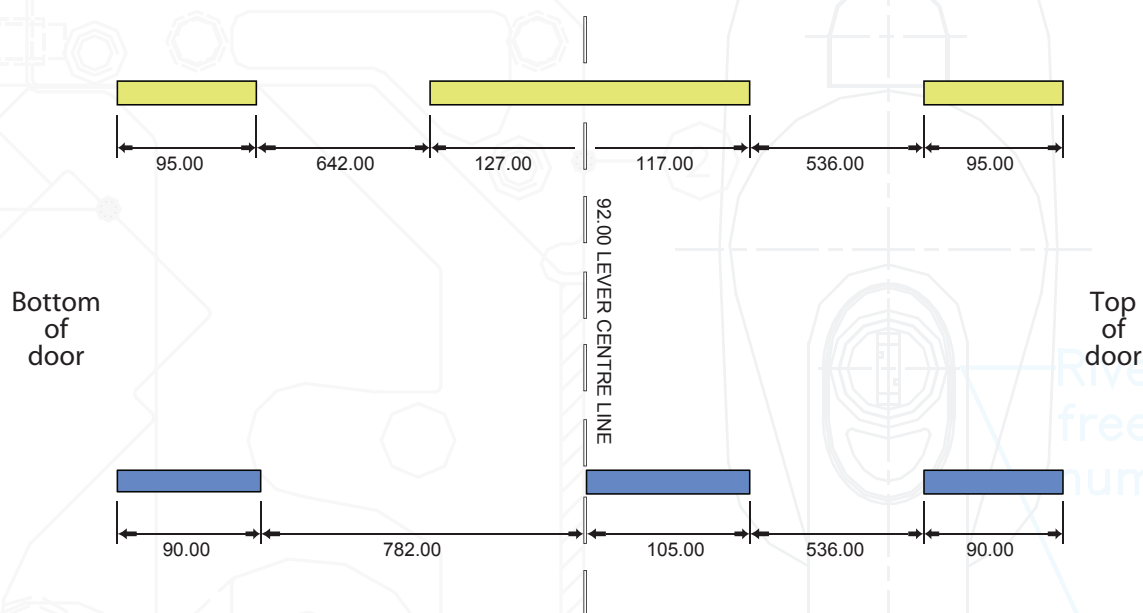


Horizon®
Multi-point Door Lock

Fab&Fix

Horizon 1500 Door Lock and 3 Piece Keep

Door Lock Suggested Routing Dimensions



Keeps Suggested Routing Dimensions

All dimensions are shown in millimetres

Additional Benefits

- **Non-handed lock mechanism with reversible latch bolt**
Suitable for left-handed and right-handed doors
- **Heavy gauge metal gearboxes**
Prevents twisting
- **Far fewer moving parts and greater internal tolerances than standard door locks**
Extremely smooth action with new levels of reliability
- **Pre-stamped fixing holes and face plate covers as standard**
No drilling required for the neatest finish
- **Key measure guide lines on lock and keeps**
Faster, more accurate mark-up and cropping
- **Adjustable home on centre keep**
Enables precise alignment and last minute adjustments

Technical Specification

Designed for PVC-U doors

Compatible with the Ashford, Balmoral and Stamford door handles

Roller adjustment of +/- 1.5mm

Keep adjustment of +/- 3mm

Tested to 200,000 cycles

Full routing details included inside packaging

3 piece keep requires 6 profile specific standard packers; see separate Standard Packer page

Product Codes

Horizon 1500 Door Lock and 3 Piece Keep


3 hook / 5 roller Horizon 1500 multipoint door lock	6C000
Centre keep for Horizon 1100 and 1500 multipoint door locks	6Q000
Stainless steel centre keep for Horizon 1100 and 1500 multipoint door locks	6Q001
Top / bottom keeps for Horizon 1100 and 1500 multipoint door locks	6Q050
Stainless steel top / bottom keeps for Horizon 1100 and 1500 multipoint door locks	6Q051

Horizon 1500 Door Lock and 1 Piece Keep



Features & Benefits

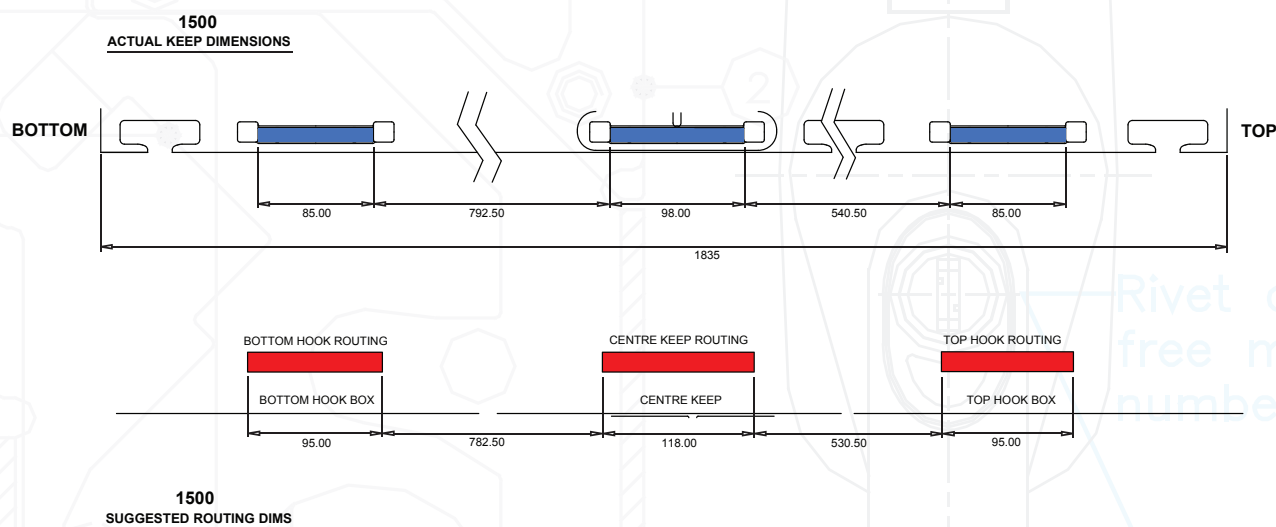
- Multipoint door lock for use with 92mm PZ sprung handles and euro cylinders
Suitable for most residential applications with wide choice of handles and cylinders
- 3 bi-parting, anti-separation, investment cast stainless steel hooks
Prevents lifting and jimmying
- 5 precision rollers
Tight compression across the whole door, excellent weather sealing
- Final Drive™ system
Gearbox assists the weak, elderly or infirm to throw all the locking points
- Universal, non-handed keep with profile related packers
Compatible with all major profile systems



Horizon®
Multi-point Door Lock

Fab&Fix

Horizon 1500 Door Lock and 1 Piece Keep



All dimensions are shown in millimetres

Additional Benefits

- **Non-handed lock mechanism with reversible latch bolt**
Suitable for left-handed and right-handed doors
- **Heavy gauge metal gearboxes**
Prevents twisting
- **Far fewer moving parts and greater internal tolerances than standard door locks**
Extremely smooth action with new levels of reliability
- **Pre-stamped fixing holes and face plate covers as standard**
No drilling required for the neatest finish
- **Key measure guide lines on lock and keep**
Faster, more accurate mark-up and cropping
- **Adjustable home on centre keep**
Enables precise alignment and last minute adjustments

Technical Specification

Designed for PVC-U doors

Compatible with the Ashford, Balmoral and Stamford door handles

Roller adjustment of +/- 1.5mm

Keep adjustment of +/- 3mm

Tested to 200,000 cycles

Full routing details included inside packaging

1 piece keep requires 3 profile specific standard packers and 4 profile specific support packers; see separate Standard Packer and Support Packer pages

Product Codes

Horizon 1500 Door Lock and 1 Piece Keep


3 hook / 5 roller Horizon 1500 multipoint door lock	6C000
One piece keep, right handed, for Horizon 1500 multipoint door lock	6R100
One piece keep, left handed, for Horizon 1500 multipoint door lock	6R150

Horizon 1635 Timber Door Lock and 3 Piece Keep



Features & Benefits

- Multipoint timber door lock for use with 92mm PZ sprung handles and euro cylinders
Suitable for most residential applications with wide choice of handles and cylinders
- 35mm backset and 16mm wide faceplate with rounded ends
Neat finish to the completed door
- 3 bi-parting, anti-separation, investment cast stainless steel hooks
Prevents lifting and jimmying
- Final Drive™ system
Gearbox assists the weak, elderly or infirm to throw all the locking points
- Universal, non-handed keeps
Suitable for left-handed and right-handed doors

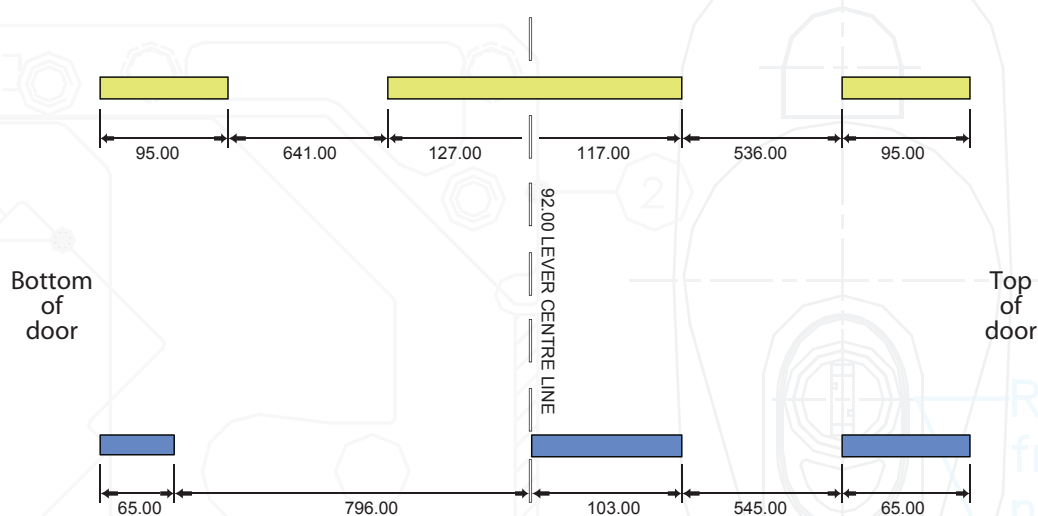


Horizon®
Multi-point Door Lock

Fab&Fix

Horizon 1635 Timber Door Lock and 3 Piece Keep

Door Lock Suggested Routing Dimensions



All dimensions are shown in millimetres

Additional Benefits

- **Non-handed lock mechanism with reversible latch bolt**
Suitable for left-handed and right-handed doors
- **Keeps come with optional buckets and locating clips**
Tailor according to preferred set up
- **Heavy gauge metal gearboxes**
Prevents twisting
- **Far fewer moving parts and greater internal tolerances than standard door locks**
Extremely smooth action with new levels of reliability
- **Pre-stamped fixing holes as standard**
No drilling required for the neatest finish
- **Key measure guide lines on lock and keeps**
Faster, more accurate mark-up and cropping
- **Adjustable home on centre keep**
Enables precise alignment and last minute adjustments
- **Secured by Design**
Additional peace of mind

Technical Specification

Designed for Timber doors

Compatible with the Ashford, Balmoral and Stamford door handles

Tested as part of a complete door set that successfully achieved PAS23

Tested as part of a complete door set that successfully achieved PAS24

Keep adjustment of +/- 3mm

Tested to 200,000 cycles

Full routing details included inside packaging

Product Codes

Horizon 1635 Timber Door Lock and 3 Piece Keep


3 hook Horizon 1635 multipoint timber door lock	6L000
Centre keep for Horizon 1635 and 1645 multipoint timber door locks	6Q500
Centre keep for Horizon 1635 and 1645 multipoint timber door locks when using Rehau profile	6Q501
Top / bottom keeps for Horizon 1635 and 1645 multipoint timber door locks	6Q550
Top / bottom keeps for Horizon 1635 and 1645 multipoint timber door locks when using Rehau profile	6Q551

Horizon 1645 Timber Door Lock and 3 Piece Keep



Features & Benefits

- Multipoint timber door lock for use with 92mm PZ sprung handles and euro cylinders
Suitable for most residential applications with wide choice of handles and cylinders
- 35mm backset and 16mm wide faceplate with rounded ends
Neat finish to the completed door
- 3 bi-parting, anti-separation, investment cast stainless steel hooks
Prevents lifting and jimmying
- Final Drive™ system
Gearbox assists the weak, elderly or infirm to throw all the locking points
- Universal, non-handed keeps
Suitable for left-handed and right-handed doors

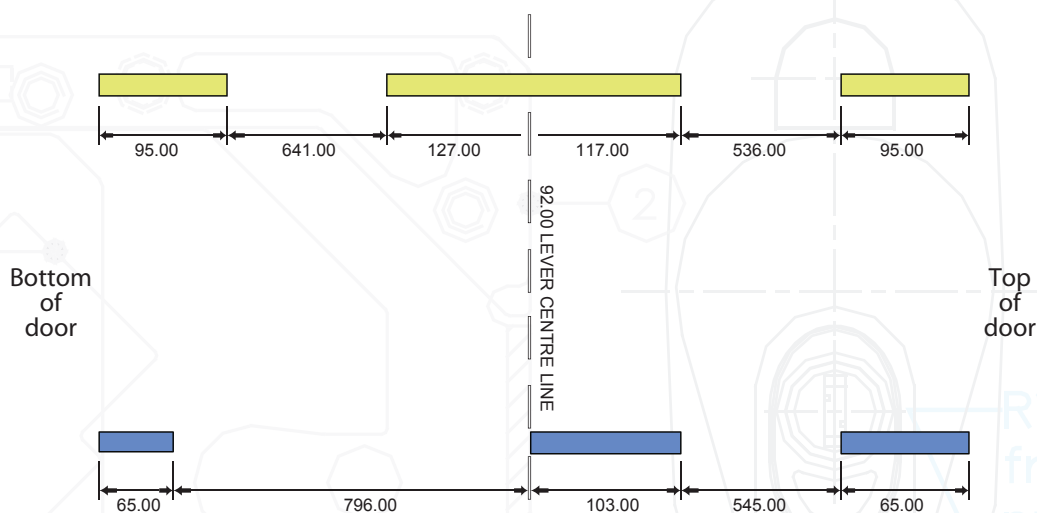


Horizon®
Multi-point Door Lock

Fab&Fix

Horizon 1645 Timber Door Lock and 3 Piece Keep

Door Lock Suggested Routing Dimensions



Keeps Suggested Routing Dimensions

All dimensions are shown in millimetres

Additional Benefits

- **Non-handed lock mechanism with reversible latch bolt**
Suitable for left-handed and right-handed doors
- **Keeps come with optional buckets and locating clips**
Tailor according to preferred set up
- **Heavy gauge metal gearboxes**
Prevents twisting
- **Far fewer moving parts and greater internal tolerances than standard door locks**
Extremely smooth action with new levels of reliability
- **Pre-stamped fixing holes as standard**
No drilling required for the neatest finish
- **Key measure guide lines on lock and keeps**
Faster, more accurate mark-up and cropping
- **Adjustable home on centre keep**
Enables precise alignment and last minute adjustments
- **Secured by Design**
Additional peace of mind

Technical Specification

Designed for Timber doors

Compatible with the Ashford, Balmoral and Stamford door handles

Tested as part of a complete door set that successfully achieved PAS23

Tested as part of a complete door set that successfully achieved PAS24

Keep adjustment of +/- 3mm

Tested to 200,000 cycles

Full routing details included inside packaging

Product Codes

Horizon 1645 Timber Door Lock and 3 Piece Keep


3 hook Horizon 1645 multipoint timber door lock	6L001
Centre keep for Horizon 1635 and 1645 multipoint timber door locks	6Q500
Centre keep for Horizon 1635 and 1645 multipoint timber door locks when using Rehau profile	6Q501
Top / bottom keeps for Horizon 1635 and 1645 multipoint timber door locks	6Q550
Top / bottom keeps for Horizon 1635 and 1645 multipoint timber door locks when using Rehau profile	6Q551

Horizon 2035R Composite Door Lock and 3 Piece Keep



Features & Benefits

- Multipoint composite door lock for use with 92mm PZ sprung handles and euro cylinders
Suitable for most residential applications with wide choice of handles and cylinders
- 35mm backset and 3/4 length 20mm wide faceplate with rounded ends
Neat finish to the completed door
- 3 bi-parting, anti-separation, investment cast stainless steel hooks
Prevents lifting and jimmying
- Final Drive™ system
Gearbox assists the weak, elderly or infirm to throw all the locking points
- Universal, non-handed keeps
Suitable for left-handed and right-handed doors

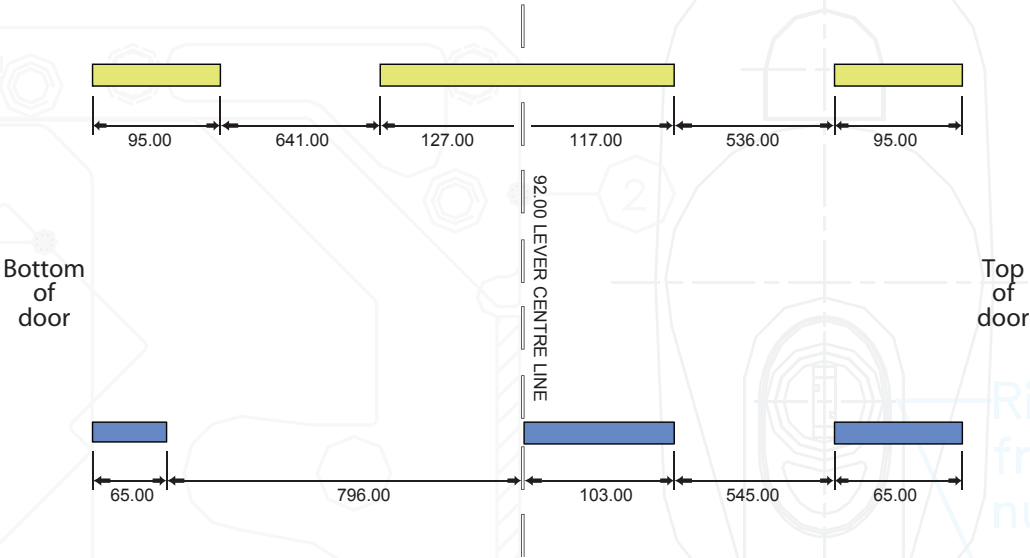


Horizon®
Multi-point Door Lock

Fab&Fix

Horizon 2035R Composite Door Lock and 3 Piece Keep

Door Lock Suggested Routing Dimensions



Keeps Suggested Routing Dimensions

All dimensions are shown in millimetres

Additional Benefits

- **Non-handed lock mechanism with reversible latch bolt**
Suitable for left-handed and right-handed doors
- **Keeps come with optional buckets and locating clips**
Tailor according to preferred set up
- **Heavy gauge metal gearboxes**
Prevents twisting
- **Far fewer moving parts and greater internal tolerances than standard door locks**
Extremely smooth action with new levels of reliability
- **Pre-stamped fixing holes as standard**
No drilling required for the neatest finish
- **Key measure guide lines on lock and keeps**
Faster, more accurate mark-up and cropping
- **Adjustable home on centre keep**
Enables precise alignment and last minute adjustments
- **Secured by Design**
Additional peace of mind

Technical Specification

Designed for Composite doors

Compatible with the Ashford, Balmoral and Stamford door handles

Tested as part of a complete door set that successfully achieved PAS23

Tested as part of a complete door set that successfully achieved PAS24

Keep adjustment of +/- 3mm

Tested to 200,000 cycles

Full routing details included inside packaging

Product Codes

Horizon 2035R Composite Door Lock and 3 Piece Keep


3 hook Horizon 2035R multipoint composite door lock	6J002
Centre keep for Horizon 2035R and 2045R multipoint composite door locks	6Q500
Centre keep for Horizon 2035R and 2045R multipoint composite door locks when using Rehau profile	6Q501
Top / bottom keeps for Horizon 2035R and 2045R multipoint composite door locks	6Q550
Top / bottom keeps for Horizon 2035R and 2045R multipoint composite door locks when using Rehau profile	6Q551

Horizon 2045R Composite Door Lock and 3 Piece Keep



Features & Benefits

- Multipoint composite door lock for use with 92mm PZ sprung handles and euro cylinders
Suitable for most residential applications with wide choice of handles and cylinders
- 45mm backset and 3/4 length 20mm wide faceplate with rounded ends
Neat finish to the completed door
- 3 bi-parting, anti-separation, investment cast stainless steel hooks
Prevents lifting and jimmying
- Final Drive™ system
Gearbox assists the weak, elderly or infirm to throw all the locking points
- Universal, non-handed keeps
Suitable for left-handed and right-handed doors

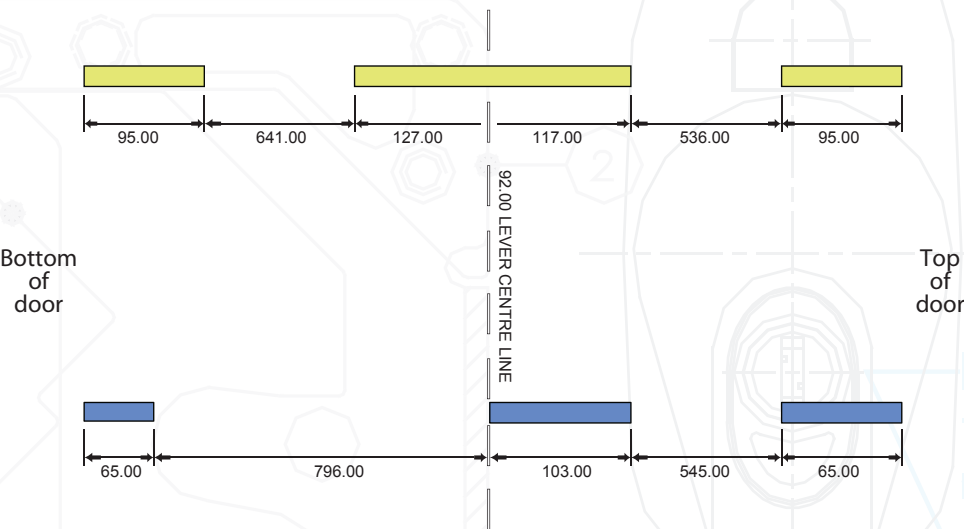


Horizon®
Multi-point Door Lock

Fab&Fix

Horizon 2045R Composite Door Lock and 3 Piece Keep

Door Lock Suggested Routing Dimensions



Keeps Suggested Routing Dimensions

All dimensions are shown in millimetres

Additional Benefits

- **Non-handed lock mechanism with reversible latch bolt**
Suitable for left-handed and right-handed doors
- **Keeps come with optional buckets and locating clips**
Tailor according to preferred set up
- **Heavy gauge metal gearboxes**
Prevents twisting
- **Far fewer moving parts and greater internal tolerances than standard door locks**
Extremely smooth action with new levels of reliability
- **Pre-stamped fixing holes as standard**
No drilling required for the neatest finish
- **Key measure guide lines on lock and keeps**
Faster, more accurate mark-up and cropping
- **Adjustable home on centre keep**
Enables precise alignment and last minute adjustments
- **Secured by Design**
Additional peace of mind

Technical Specification

Designed for Composite doors

Compatible with the Ashford, Balmoral and Stamford door handles

Tested as part of a complete door set that successfully achieved PAS23

Tested as part of a complete door set that successfully achieved PAS24

Keep adjustment of +/- 3mm

Tested to 200,000 cycles

Full routing details included inside packaging

Product Codes

Horizon 2045R Composite Door Lock and 3 Piece Keep

3 hook Horizon 2045R multipoint composite door lock	6J001
Centre keep for Horizon 2035R and 2045R multipoint composite door locks	6Q500
Centre keep for Horizon 2035R and 2045R multipoint composite door locks when using Rehau profile	6Q501
Top / bottom keeps for Horizon 2035R and 2045R multipoint composite door locks	6Q550
Top / bottom keeps for Horizon 2035R and 2045R multipoint composite door locks when using Rehau profile	6Q551

Horizon 2035F Composite Door Lock and 3 Piece Keep



Features & Benefits

- Multipoint composite door lock for use with 92mm PZ sprung handles and euro cylinders
Suitable for most residential applications with wide choice of handles and cylinders
- 35mm backset with integrated 44mm x 2200mm white faceplate
Neat finish to the completed door
- 3 bi-parting, anti-separation, investment cast stainless steel hooks
Prevents lifting and jimmying
- Final Drive™ system
Gearbox assists the weak, elderly or infirm to throw all the locking points
- Universal, non-handed keeps
Suitable for left-handed and right-handed doors

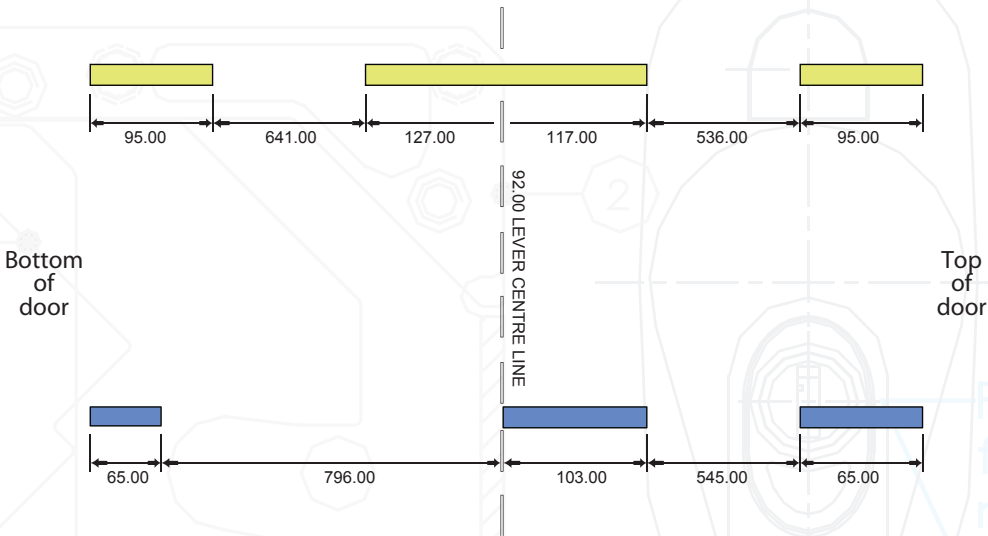


Horizon®
Multi-point Door Lock

Fab&Fix

Horizon 2035F Composite Door Lock and 3 Piece Keep

Door Lock Suggested Routing Dimensions



All dimensions are shown in millimetres

Additional Benefits

- **Non-handed lock mechanism with reversible latch bolt**
Suitable for left-handed and right-handed doors
- **Keeps come with optional buckets and locating clips**
Tailor according to preferred set up
- **Heavy gauge metal gearboxes**
Prevents twisting
- **Far fewer moving parts and greater internal tolerances than standard door locks**
Extremely smooth action with new levels of reliability
- **Pre-stamped fixing holes as standard**
No drilling required for the neatest finish
- **Key measure guide lines on lock and keeps**
Faster, more accurate mark-up and cropping
- **Adjustable home on centre keep**
Enables precise alignment and last minute adjustments
- **Secured by Design**
Additional peace of mind

Technical Specification

Designed for Composite doors

Compatible with the Ashford, Balmoral and Stamford door handles

Tested as part of a complete door set that successfully achieved PAS23

Tested as part of a complete door set that successfully achieved PAS24

Keep adjustment of +/- 3mm

Tested to 200,000 cycles

Full routing details included inside packaging

Optional 44mm hinge side white or brown faceplate also available

Product Codes

Horizon 2035F Composite Door Lock 3 Piece Keep

3 hook Horizon 2035F multipoint composite door lock with integrated white 44mm aluminium face plate	6K000
3 hook Horizon 2035F multipoint composite door lock with integrated brown 44mm aluminium face plate	6K002
Centre keep for Horizon 2035F and 2045F multipoint composite door locks	6Q500
Centre keep for Horizon 2035F and 2045F multipoint composite door locks when using Rehau profile	6Q501
Top / bottom keeps for Horizon 2035F and 2045F multipoint composite door locks	6Q550
Top / bottom keeps for Horizon 2035F and 2045F multipoint composite door locks when using Rehau profile	6Q551
White hinge side faceplate (to match Horizon 2035F and 2045F white lock side faceplate)	6S551
Brown hinge side faceplate (to match Horizon 2035F and 2045F brown lock side faceplate)	6S552

Horizon 2045F Composite Door Lock and 3 Piece Keep



Features & Benefits

- Multipoint composite door lock for use with 92mm PZ sprung handles and euro cylinders
Suitable for most residential applications with wide choice of handles and cylinders
- 45mm backset with integrated 44mm x 2200mm white faceplate
Neat finish to the completed door
- 3 bi-parting, anti-separation, investment cast stainless steel hooks
Prevents lifting and jimmying
- Final Drive™ system
Gearbox assists the weak, elderly or infirm to throw all the locking points
- Universal, non-handed keeps
Suitable for left-handed and right-handed doors

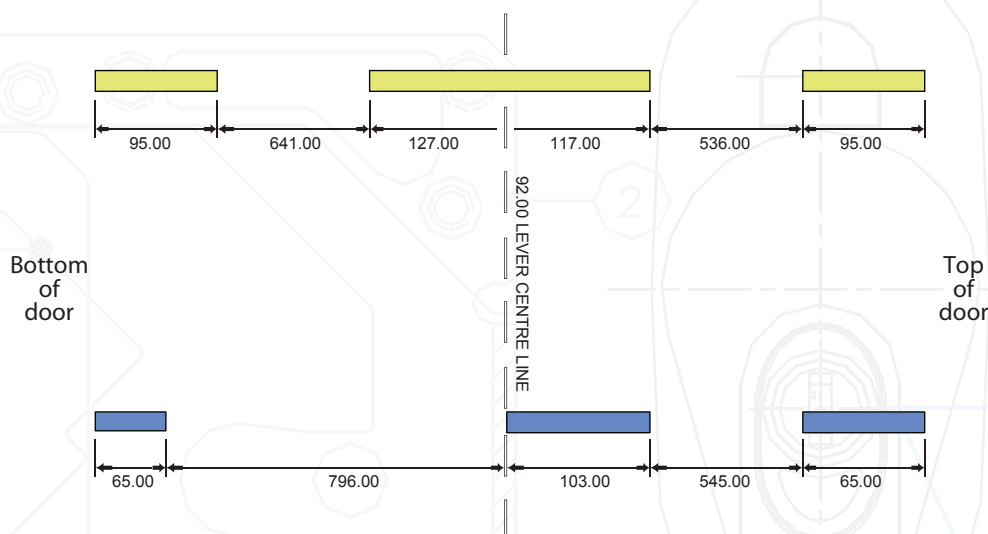


Horizon®
Multi-point Door Lock

Fab&Fix

Horizon 2045F Composite Door Lock and 3 Piece Keep

Door Lock Suggested Routing Dimensions



All dimensions are shown in millimetres

Additional Benefits

- **Non-handed lock mechanism with reversible latch bolt**
Suitable for left-handed and right-handed doors
- **Keeps come with optional buckets and locating clips**
Tailor according to preferred set up
- **Heavy gauge metal gearboxes**
Prevents twisting
- **Far fewer moving parts and greater internal tolerances than standard door locks**
Extremely smooth action with new levels of reliability
- **Pre-stamped fixing holes as standard**
No drilling required for the neatest finish
- **Key measure guide lines on lock and keeps**
Faster, more accurate mark-up and cropping
- **Adjustable home on centre keep**
Enables precise alignment and last minute adjustments
- **Secured by Design**
Additional peace of mind

Technical Specification

Designed for Composite doors

Compatible with the Ashford, Balmoral and Stamford door handles

Tested as part of a complete door set that successfully achieved PAS23

Tested as part of a complete door set that successfully achieved PAS24

Keep adjustment of +/- 3mm

Tested to 200,000 cycles

Full routing details included inside packaging

Optional 44mm hinge side white or brown faceplate also available

Product Codes

Horizon 2045F Composite Door Lock 3 Piece Keep

3 hook Horizon 2045F multipoint composite door lock with integrated white 44mm aluminium face plate	6K001
3 hook Horizon 2045F multipoint composite door lock with integrated brown 44mm aluminium face plate	6K003
Centre keep for Horizon 2035F and 2045F multipoint composite door locks	6Q500
Centre keep for Horizon 2035F and 2045F multipoint composite door locks when using Rehau profile	6Q501
Top / bottom keeps for Horizon 2035F and 2045F multipoint composite door locks	6Q550
Top / bottom keeps for Horizon 2035F and 2045F multipoint composite door locks when using Rehau profile	6Q551
White hinge side faceplate (to match Horizon 2035F and 2045F white lock side faceplate)	6S551
Brown hinge side faceplate (to match Horizon 2035F and 2045F brown lock side faceplate)	6S552

Composite Door Hinge Faceplate

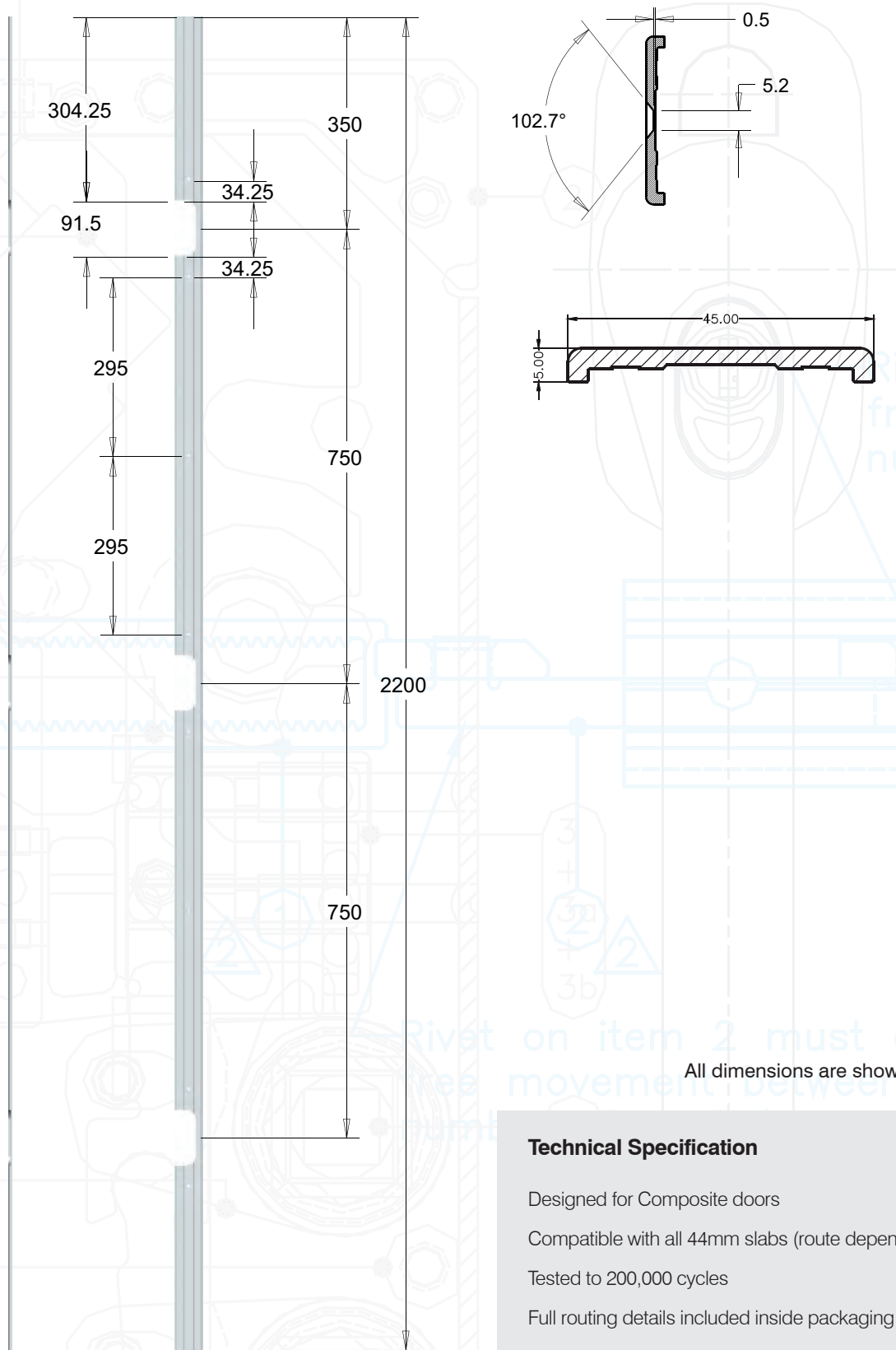


Features & Benefits

- 44mm x 2200mm aluminium hinge side faceplate
Suitable for all 44mm door slabs
- Available in white or brown
Perfect finish to the completed door
- 3 pre-cut gaps for composite door hinges
Compatible with the Fab&Fix Haven Intelligent Strength 4R16 composite door hinge
- Horizon Composite Door lock with integrated lockside faceplate also available
Perfect finish to both sides of a composite door



Composite Door Hinge Faceplate



All dimensions are shown in millimetres

Technical Specification

- Designed for Composite doors
- Compatible with all 44mm slabs (route dependent)
- Tested to 200,000 cycles
- Full routing details included inside packaging

Product Codes

Composite Door Hinge Faceplate


Hinge side 44mm aluminium face plate, white	6S551
Hinge side 44mm aluminium face plate, brown	6S552

Standard Packers



Features & Benefits

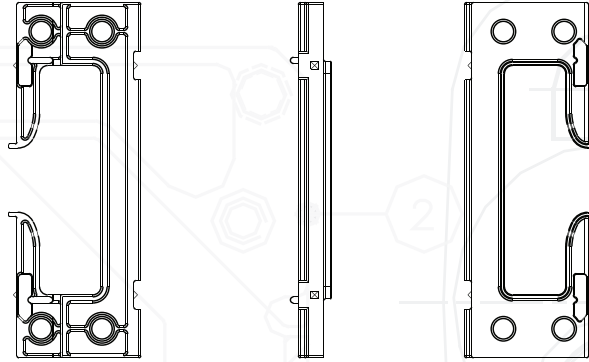
- Profile specific packers for Horizon 1 piece and 3 piece keeps
Ensure perfect fitting of keeps on all major profile systems
- Packers clip securely on to the majority of profiles
Allows the installer two free hands to screw the keeps in to position



Horizon[®]
Multi-point Door Lock

Fab&Fix

Standard Packers



This drawing is for illustration purposes only

Packers are profile specific and will therefore vary in shape and size

Technical Specification

6 required per 3 piece keep assembly

3 required per Horizon 1100 1 piece keep assembly

5 required per Horizon 1500 1 piece keep assembly

Tested to 200,000 cycles

Product Codes

Standard Packers


Standard Packer for Aluplast 70 profile	6S600
Standard Packer for Bow Mkl Eclipse/Esthetique profile	6S601
Standard Packer for Bow Mkl System 10/Rustique profile	6S602
Standard Packer for Deceunick 2500/2800 profile	6S603
Standard Packer for Duraflex Diamond 70 profile	6S604
Standard Packer for Eurocell Logik 70 profile	6S605
Standard Packer for Eurocell Ultimate 70 profile	6S606
Standard Packer for KBE/Profine profile	6S607
Standard Packer for Kommerling profile	6S608
Standard Packer for LB Plastics LB7000 profile	6S609
Standard Packer for Linar profile	6S610
Standard Packer for Profile 22 profile	6S611
Standard Packer for Rehau profile	6S612
Standard Packer for Selecta Advanced 70 profile	6S613
Standard Packer for Spectus Elite 70 profile	6S614
Standard Packer for Spectus Sightline profile	6S615
Standard Packer for Synseal 70/Shield/Synergy profile	6S616
Standard Packer for Synseal Legend 70 profile	6S617
Standard Packer for Thyssen Esograt profile	6S618
Standard Packer for Veka Matrix 70 profile	6S619
Standard Packer for Veka Matrix 70 Fully Sculptured profile	6S620

Support Packers



Features & Benefits

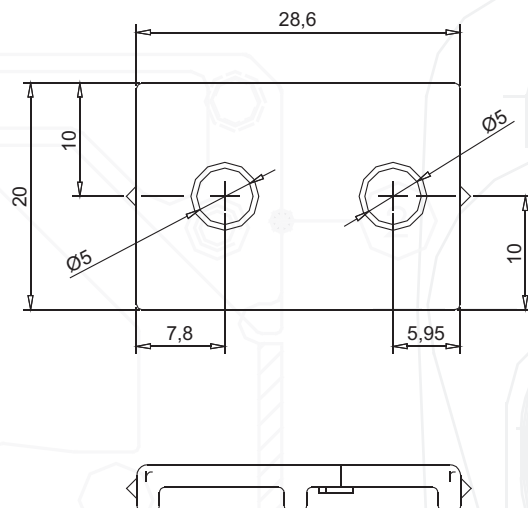
- Profile specific support packers for Horizon 1 piece keeps
Ensure perfect fitting of keeps on all major profile systems



Horizon[®]
Multi-point Door Lock

Fab&Fix

Support Packers



This drawing is for illustration purposes only

Packers are profile specific and will therefore vary in shape and size

All dimensions are shown in millimetres

Technical Specification

4 required per Horizon 1100 1 piece keep assembly

2 required per Horizon 1500 1 piece keep assembly

Tested to 200,000 cycles

Product Codes

Support Packers

Support Packer for Aluplast 70 profile	6S700
Support Packer for Spectus Elite 70 profile	6S701
Support Packer for Veka Matrix 70 Fully Sculptured profile	6S702
Support Packer for Deceunick 2500/2800 profile	6S703
Support Packer for Eurocell Logik 70 profile	6S704
Support Packer for Kommerling profile	6S705
Support Packer for Synseal 70/Shield/Synergy profile	6S706
Support Packer for Thyssen Esograt profile	6S707
Support Packer for Rehau profile	6S708
Support Packer for Duraflex Diamond 70 profile	6S709
Support Packer for Selecta Advanced 70 profile	6S710
Support Packer for Bow MkII System 10/Rustique profile	6S711
Support Packer for Veka Matrix 70 profile	6S712
Support Packer for Spectus Sightline profile	6S713
Support Packer for LB Plastics LB7000 profile	6S714
Support Packer for Liniar profile	6S715
Support Packer for Profile 22 profile	6S716

Shoot Bolt Packers



Features & Benefits

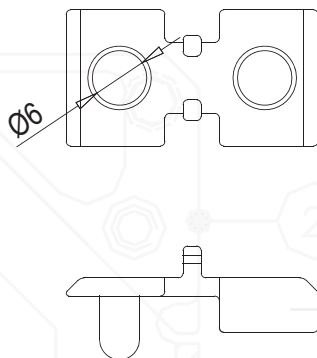
- Profile specific support packers for Horizon shoot bolt keeps
Ensure perfect fitting of keeps on all major profile systems



Horizon[®]
Multi-point Door Lock

Fab&Fix

Shoot Bolt Packers



This drawing is for illustration purposes only

Packers are profile specific and will therefore vary in shape and size

All dimensions are shown in millimetres

Technical Specification

2 required per keep (corner, double or single)

Tested to 200,000 cycles

Product Codes

Support Packers

Shootbolt Packer for Aluplast 70 profile	6S800
Shootbolt Packer for Veka Matrix 70 Fully Sculptured profile	6S801
Shootbolt Packer for Deceunick 2500/2800 profile	6S802
Shootbolt Packer for Kommerling Gold 70 profile	6S803
Shootbolt Packer for Selecta Advanced 70 profile	6S804
Shootbolt Packer for Rehau S706 (non IG) profile	6S805
Shootbolt Packer for Rehau S706 (IG) profile	6S806
Shootbolt Packer for Kommerling Connoisseur Gold profile	6S807
Shootbolt Packer for Eurocell Logik 70 profile	6S808
Shootbolt Packer for Eurocell Ultimate 70 profile	6S809
Shootbolt Packer for LB Plastics LB7000 profile	6S810
Shootbolt Packer for Synseal 70/Shield/Synergy profile	6S811
Shootbolt Packer for Thyssen Esograt profile	6S812
Shootbolt Packer for Bow Mkl Eclipse/Esthetique profile	6S813
Shootbolt Packer for Bow MkII System 10/Rustique profile	6S814
Shootbolt Packer for Spectus Elite 70 profile	6S815
Shootbolt Packer for Spectus Sightline profile	6S816
Shootbolt Packer for Veka Matrix 70 profile	6S817
Shootbolt Packer for Duraflex Diamond 70 profile	6S818
Shootbolt Packer for Synseal Legend 70 profile	6S819
Shootbolt Packer for Kommerling KBE System 5 profile	6S820
Shootbolt Packer for Liniar profile	6S821
Shootbolt Packer for Profile 22 profile	6S822

Berwick Inline Lever



Internal Lever

Features & Benefits


- High security door handle compatible with all euro cylinders
Achieve PAS24 with a standard anti-bump cylinder (no need for an anti-snap cylinder)
- Tested to the latest version of PAS24:2012
Surpasses the latest British standard for high security door furniture on a new door set (with appropriate anti-bump cylinder)
- Solid extruded aluminium baseplate
Acts as a cylinder guard, preventing attack on the cylinder by an intruder
- Rigid cast steel M6 screw fixings and high tensile steel screws
Prevents backplate removal limiting direct attack on lock cylinder




External Lever




White



Black



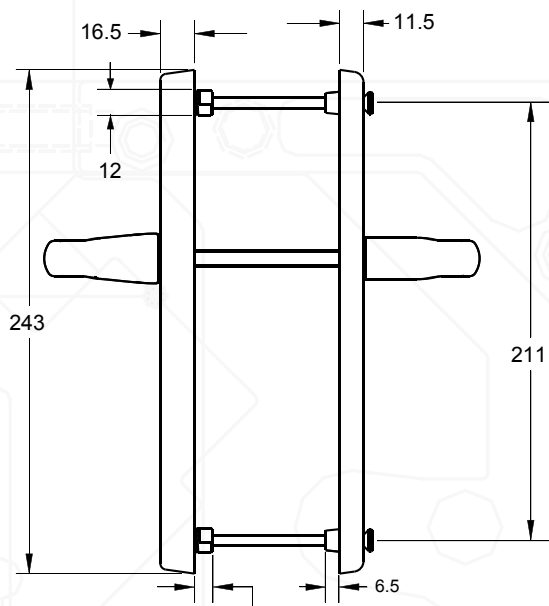
Hardex
Chrome



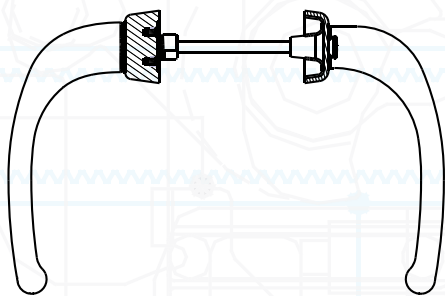
Hardex
Gold

Fab&Fix

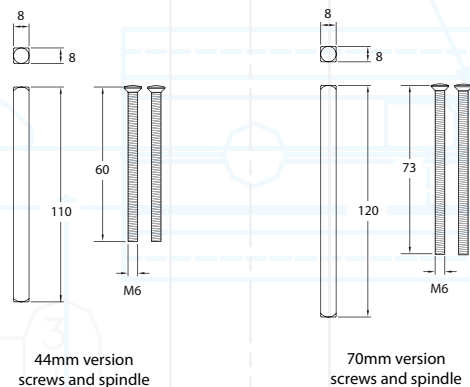
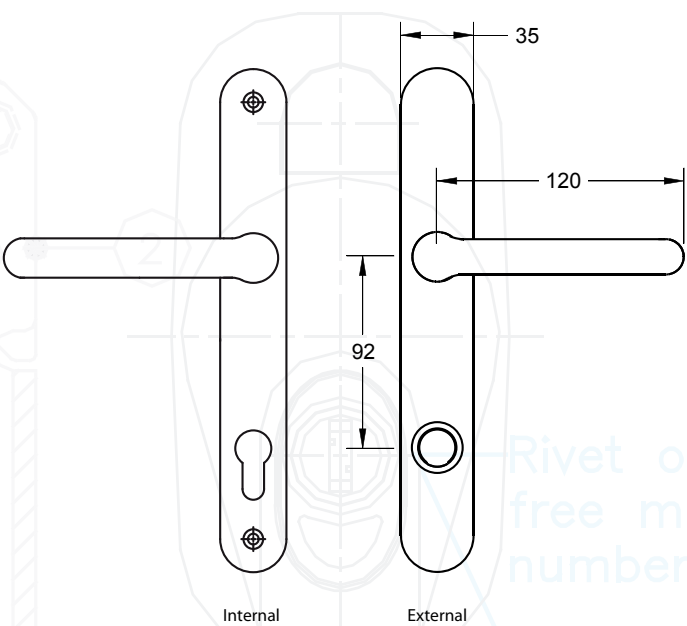
Berwick Inline Lever Lever



Screw bosses for 44mm version: 8.5
Screw bosses for 70mm version: 18.5



All dimensions are shown in millimetres



70mm version
screws and spindle

Additional Benefits

- **Easily retrofitted**
Can be installed as a security upgrade on existing doors
- **44mm and 70mm versions available**
Suitable for a wide range of PVC profiles and composite door slabs
- **Preparation details are the same as for the Balmoral door handle**
Interchangeable with Balmoral door handle

Technical Specification

Designed for PVC-U, Composite and Timber doors

All finishes salt spray tested to 480 hours
(BS EN 1670: Class 5)

92mm PZ

44mm version includes 1 x 8 x 110mm spindle, 2 x M6 x 60mm colour co-ordinated machine screws

70mm version includes 1 x 8 x 120mm spindle, 2 x M6 x 73mm colour co-ordinated machine screws

Tested as part of a complete door set that successfully achieved PAS24

Product Codes

Berwick Inline Lever Lever

Size	White	Black	Hardex Chrome	Hardex Gold
44mm	1R000	8B039	1R001	1R005
70mm	1R060	8B042	1R061	1R065

Safe T Bar




Features & Benefits

- Easy release door opening restrictor
Additional security without restricted locking
- Solid die cast design
Tough alternative to weaker door chains
- Suits all systems, no jig needed
Factory installed or retrofitted in minutes
- Non-handed, suitable for both open-in and open-out doors
Complete flexibility



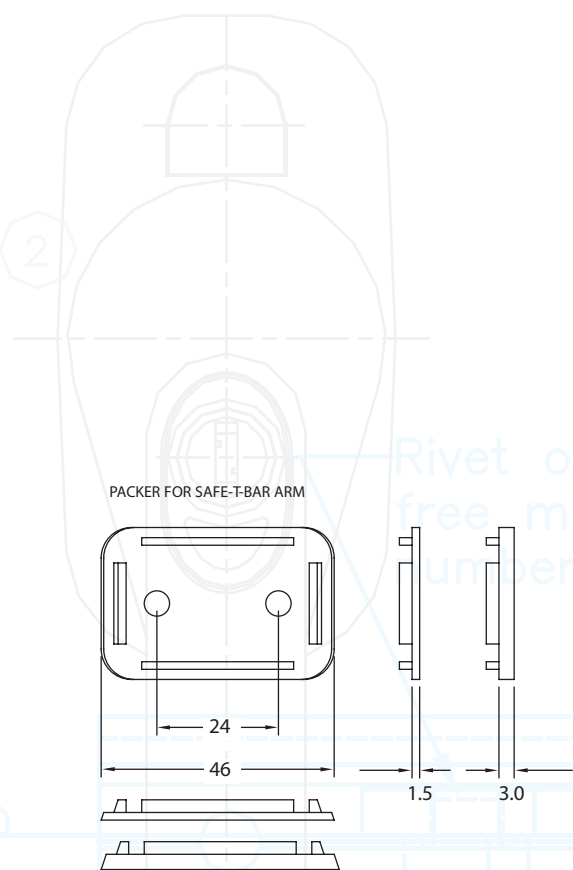
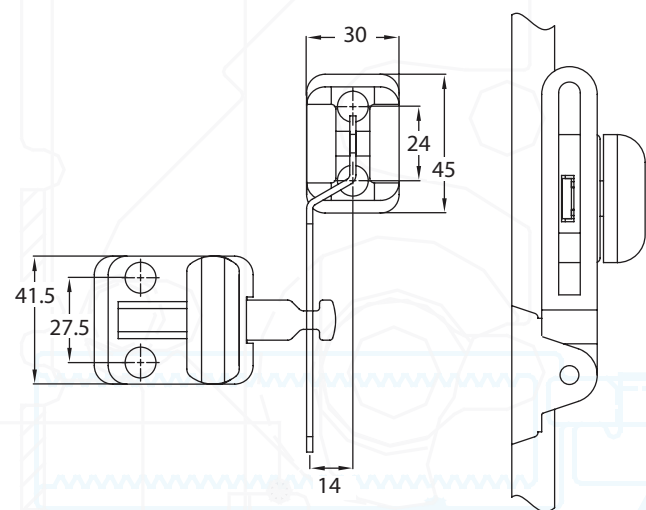
White



Brown

Fab&Fix

Safe T Bar



All dimensions are shown in millimetres

Technical Specification

1.5mm and 3mm packers supplied

Product Codes


Safe T Bar

White	Brown
6V000	6V001


Door Chain

Features & Benefits

- Easy release door opening restrictor
Additional security without restricted locking



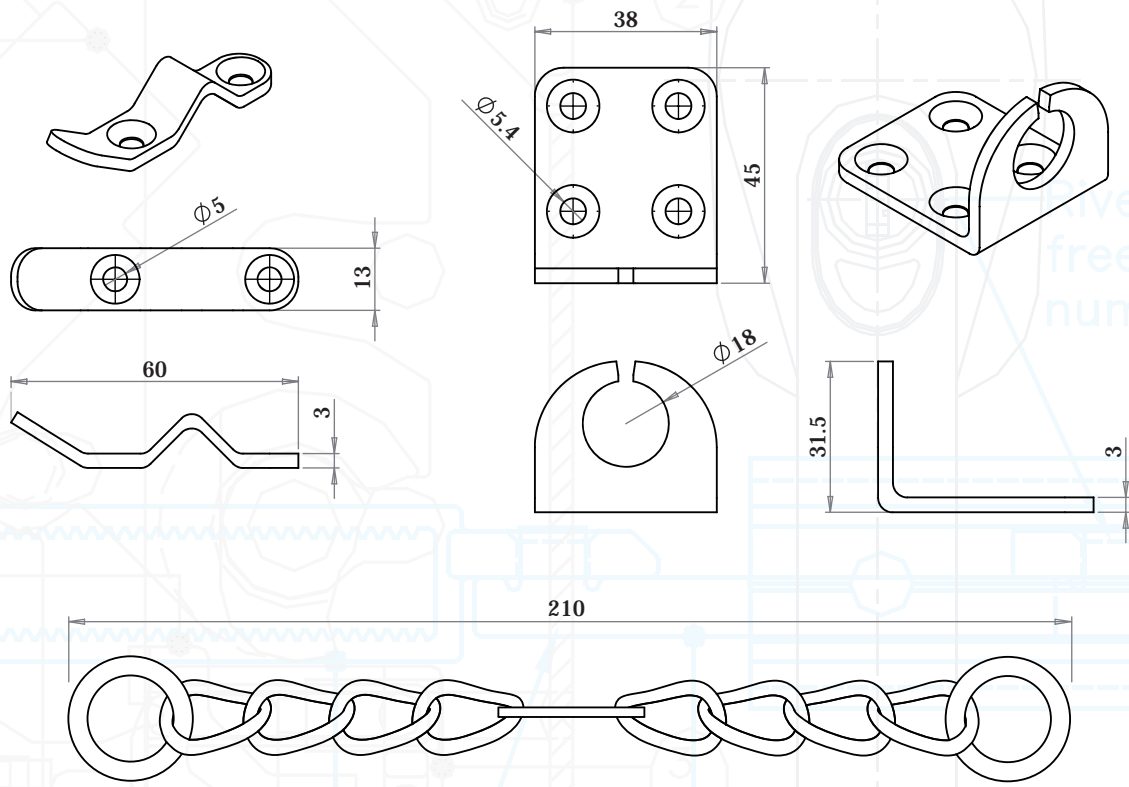
Gold



Chrome

Fab&Fix

Door Chain



All dimensions are shown in millimetres

Product Codes

Door Chain

Chrome	Gold
6V050	6V051

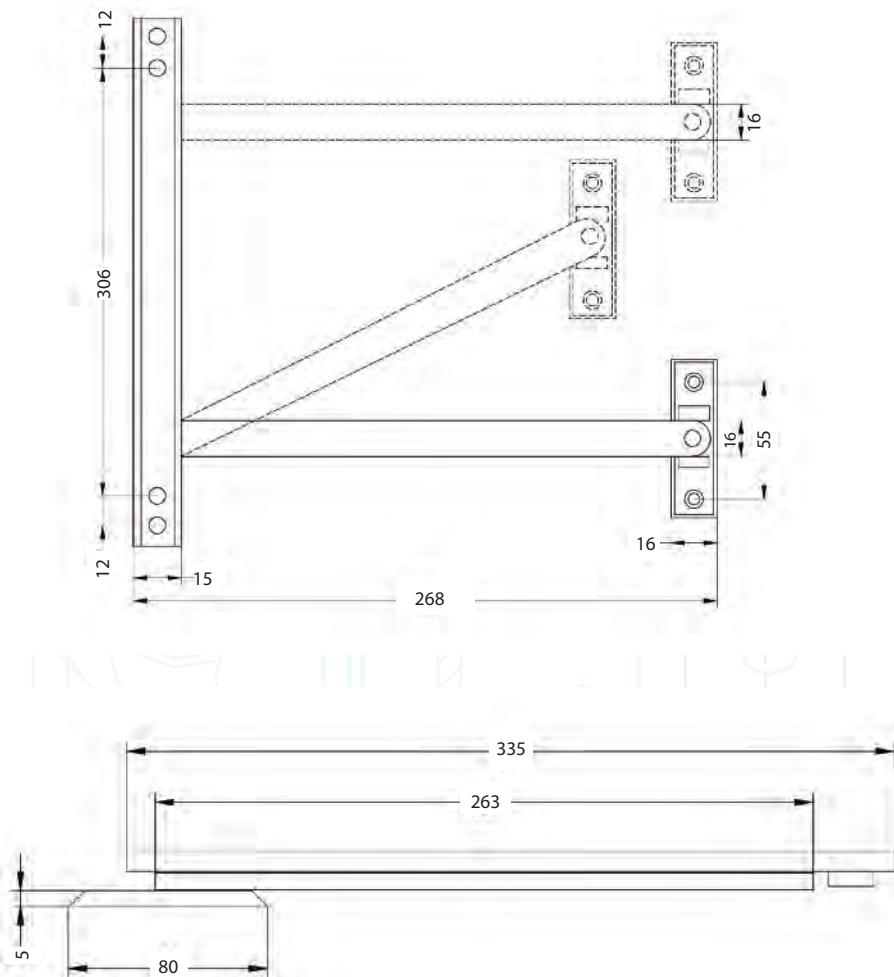
Door Restrictor Stay

Features & Benefits

- Restricts door opening to user determined angle
Prevents door from hitting brickwork or other static objects
- Fits in to eurogroove
Easy to install and compatible with all major PVC-U systems



Door Restrictor Stay



All dimensions are shown in millimetres

Product Codes

Door Restrictor Stay


6V100

Spyhole




Features & Benefits


- Spyhole door viewer with wide 160 degree field of vision
Additional peace of mind for the homeowner
- Fully compatible with Nu Victorian Urn spyhole knockers
Viewer can be neatly concealed
- Variety of size options available
Fits a full range of door depths



Brass



Black

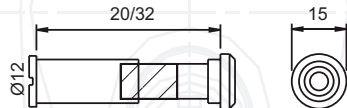


Chrome

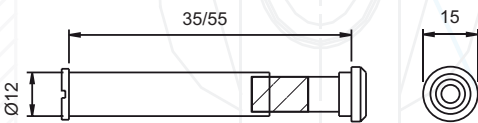
Fab&Fix

Spyhole

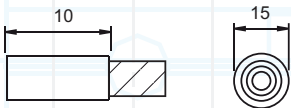
20-32mm Spyhole




35-55mm Spyhole



10mm Spyhole Extension



55mm Spyhole Extension



All dimensions are shown in millimetres

Product Codes

Spyhole

	Brass	Chrome	Black
Spyhole, 160 degree viewing angle, 20mm - 32mm door widths	6V250	6V251	6V252
Spyhole, 160 degree viewing angle, 35mm - 55mm door widths	6V253	6V254	6V255
10mm spyhole extension	6V256	-	-
55mm spyhole extension	6V257	6V258	6V259

Cylinder Guard



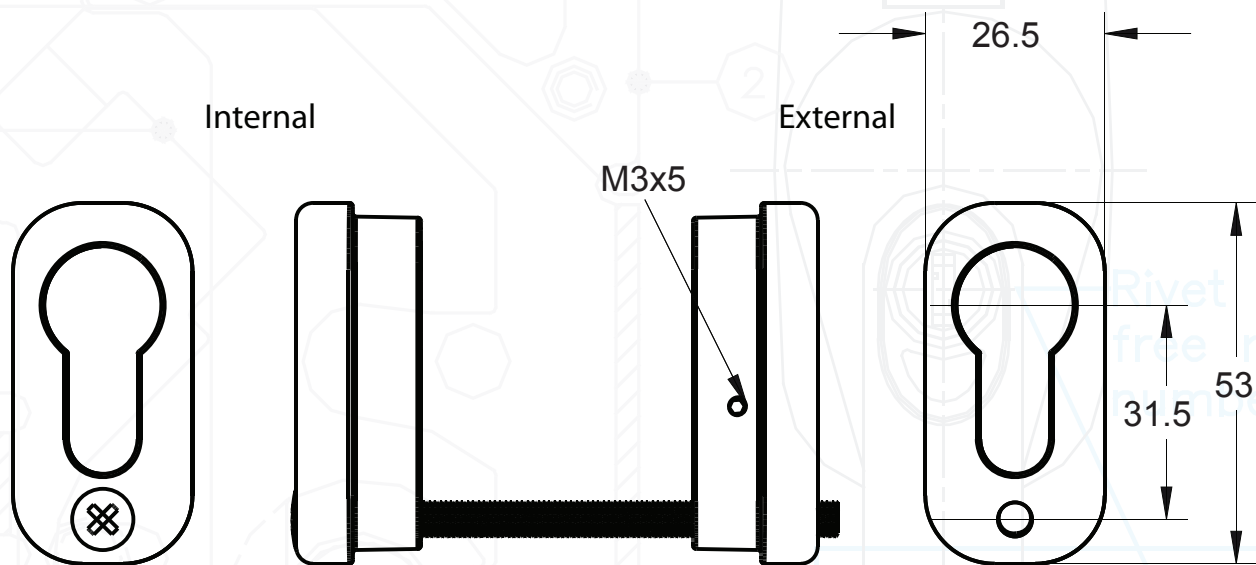
Features & Benefits

- Adds extra strength to exterior handle
Protects cylinder when under attack
- Compatible with Paddock Lockmaster (and other locks with similar dimensions)
Adds additional security to the lock



Fab&Fix

Cylinder Guard



All dimensions are shown in millimetres

Product Codes

Cylinder Guard

6V300

Sash Jammer




Features & Benefits

- Patented supplement to existing window and door locking devices
Convenient additional security
- Specified by Local Authorities and recommended by the Police
Proven in practice
- Much stronger than competitor's imitations
Often copied, never equalled; fit the original and best
- Non-handed and suitable for frame or sash installation
Works with any door or window, top or side hung, open-in or open-out
- Available individually or as a pre-packaged kit
Order individual jammers or as a re-saleable pack



White



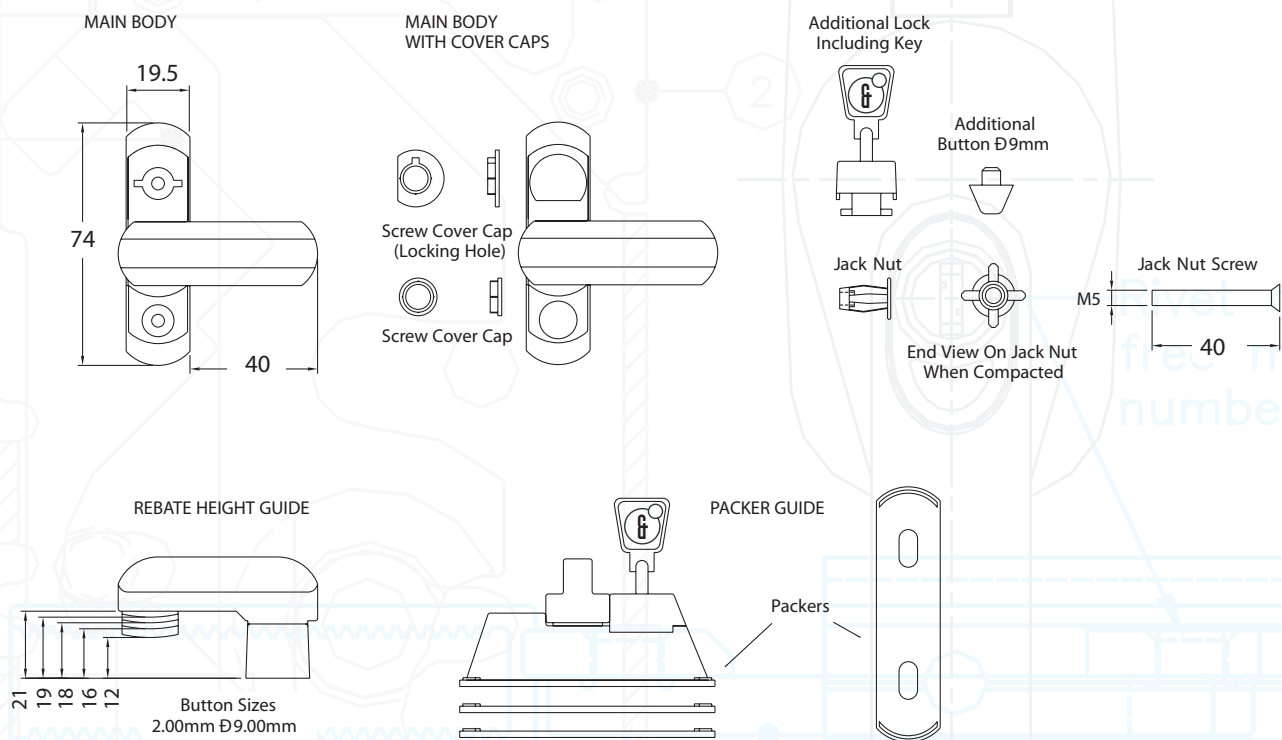
Brown



Hardex
Gold

Fab&Fix

Sash Jammer



All dimensions are shown in millimetres

Additional Benefits

- Suits all PVC-U window systems, no jig required
Factory installed or retrofitted in minutes
- Available in locking and non-locking versions
Flexible use
- Jacknuts available
Ultra strong fix

Technical Specification

Designed for PVC-U doors and windows
Patent Number GB2310449
Force tolerance tested to 3 kilonewtons
All finishes salt spray tested to 480 hours
(BS EN 1670: Class 5)
Kit includes sash & frame packers, lock, jacknuts, covercaps, machine screws and PVC-U screws

Product Codes

Sash Jammer

	White	Brown	Hardex Gold
Sash Jammer	7A000	7A003	7A006
Sash Jammer lock	7A001	7A004	7A007
Sash Jammer kit (includes sash & frame packers, lock, jacknuts, covercaps, machine screws, UPVC screws)	7A002	7A005	7A008

Stainless Steel Restrictor Stay Set



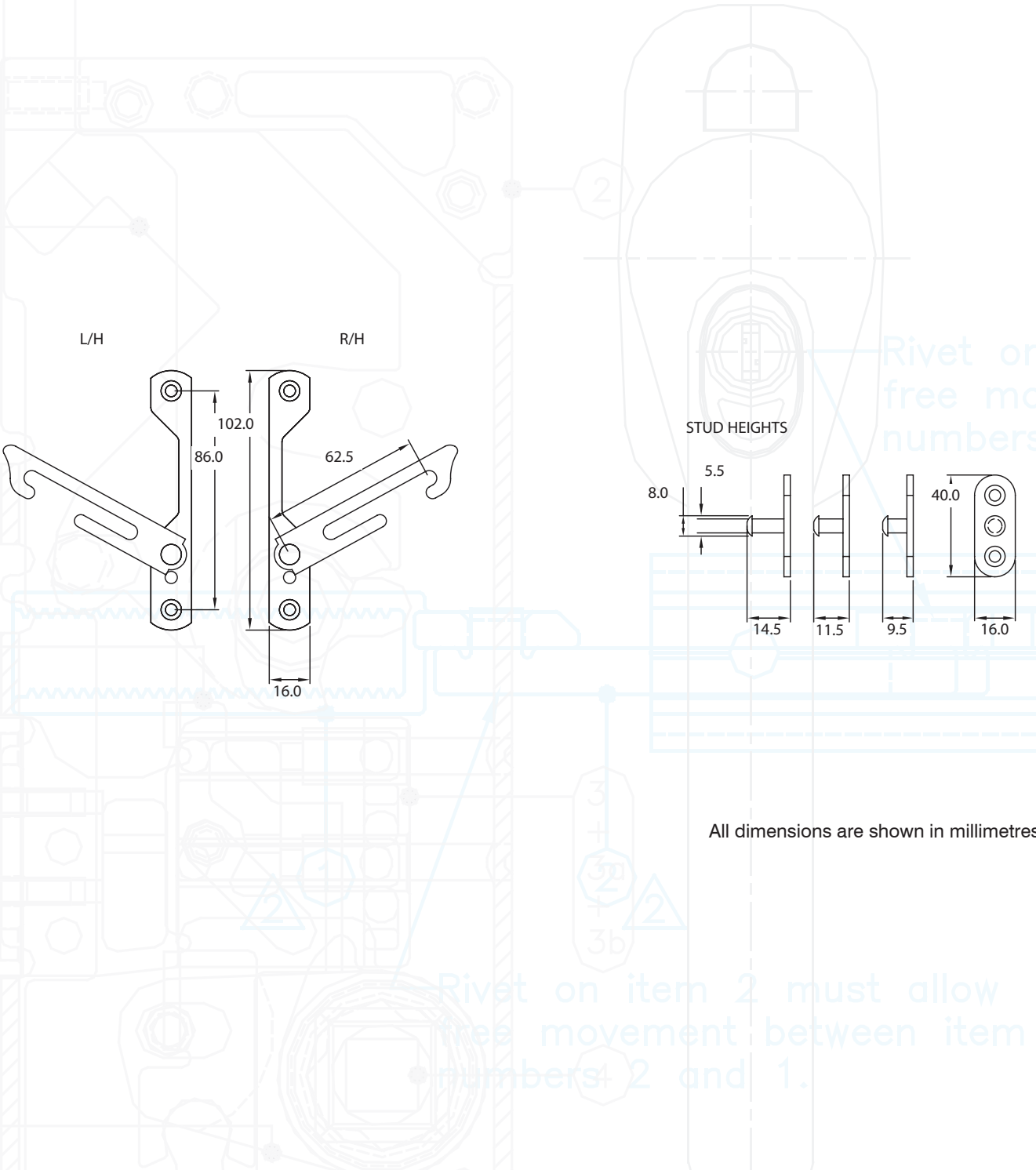
Features & Benefits

- Prevents window opening beyond a certain point from inside and outside
Increased safety and security
- Manufactured in austenitic stainless steel
Maximum corrosion resistance ensures durability
- Screws into eurogroove to supplement existing devices
Add-on security solution, can be retrofitted
- Supplied with fixing screws
Everything needed for installation included in pack



Fab&Fix

Stainless Steel Restrictor Stay Set



Product Codes

Stainless Steel Restrictor Stay Set

Right-handed, 9.5mm stud	7B000
Left-handed, 9.5mm stud	7B001
Right-handed, 11.5mm stud	7B002
Left-handed, 11.5mm stud	7B003
Right-handed, 14.5mm stud	7B004
Left-handed, 14.5mm stud	7B005



Designed  Delivered

Bespoke Design

Custom projects demand custom hardware.

Because Fab&Fix has a dedicated design and manufacturing capability, we can work with you to adapt our existing range or create products entirely from scratch to fit your needs.

The perfect balance of Form & Function is at the heart of all our bespoke designs. That means attention to every detail, be it a finish that suites with other products you are using, or precision engineering to meet the rigorous new testing standard that will give you the competitive edge.


We can supply any of the commissions on the pages that follow. If you've got something else in mind, give us a call and we'll look forward to discussing your requirements.

Monkey Tail Handle




Features & Benefits


- Elegant design inspired by 19th century ironmongery
Classic finish to a heritage window
- Strength tested to equivalent of a modern espagnolette window handle
Strong espagnolette operator
- Manufactured from die-cast zinc with specially formulated finish
Harder wearing finish than traditional wrought iron furniture
- Key locking
Security enabled
- Matching Monkey Tail Dummy Stay also available
Create a perfectly matching heritage window




Antique
Black



Hardex
Chrome



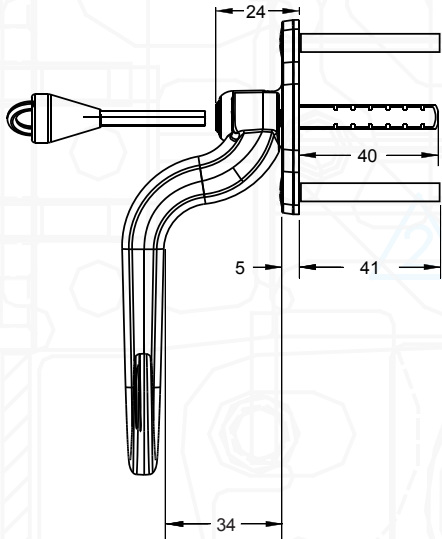
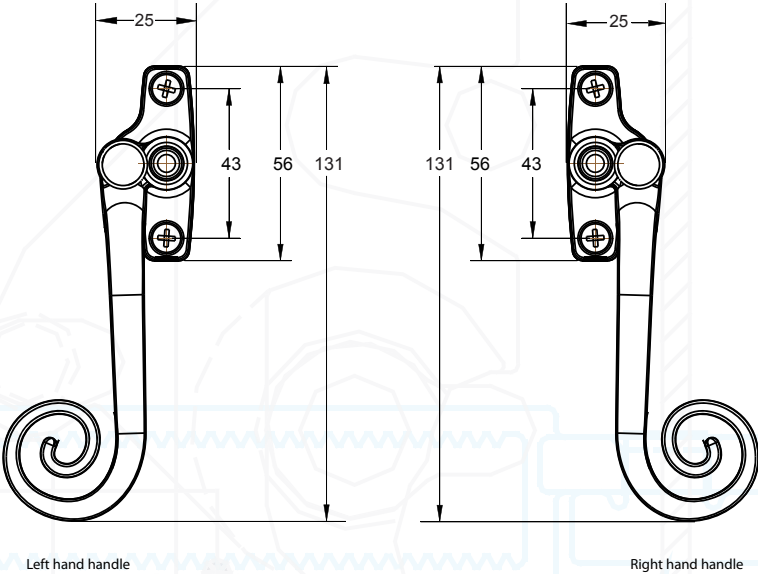
Hardex
Gold



Hardex
Graphite

Fab&Fix

Monkey Tail Handle



All dimensions are shown in millimetres

Additional Benefits

- Supplied with colour coordinated screws
Perfectly matching hardware, even down to the smallest detail
- Slotted 40mm spindle
Allows cropping to 5mm increments

Technical Specification

All finishes salt spray tested to 480 hours
(BS EN 1670: Class 5)

Designed for PVC-U and Timber windows systems

Cycle tested to 25,000 operations

Includes 2 x M5 x 49mm colour coordinated screws

Product Codes

Monkey Tail Handle



Size	Antique Black	Hardex Chrome	Hardex Gold	Hardex Graphite
Left Hand	8A069	8A077	8A075	8A071
Right Hand	8A070	8A078	8A076	8A072

Monkey Tail Dummy Stay Bar




Features & Benefits

- Elegant design inspired by 19th century ironmongery
Classic finish to a heritage window
- Dummy stay bar suitable for both left and right handed windows
Reduced stock holding
- Manufactured from die-cast zinc with specially formulated finish
Harder wearing finish than traditional wrought iron furniture
- Matching Monkey Tail Handle also available
Create a perfectly matching heritage window
- Supplied with colour coordinated screws
Perfectly matching hardware, even down to the smallest detail




Antique
Black



Hardex
Chrome



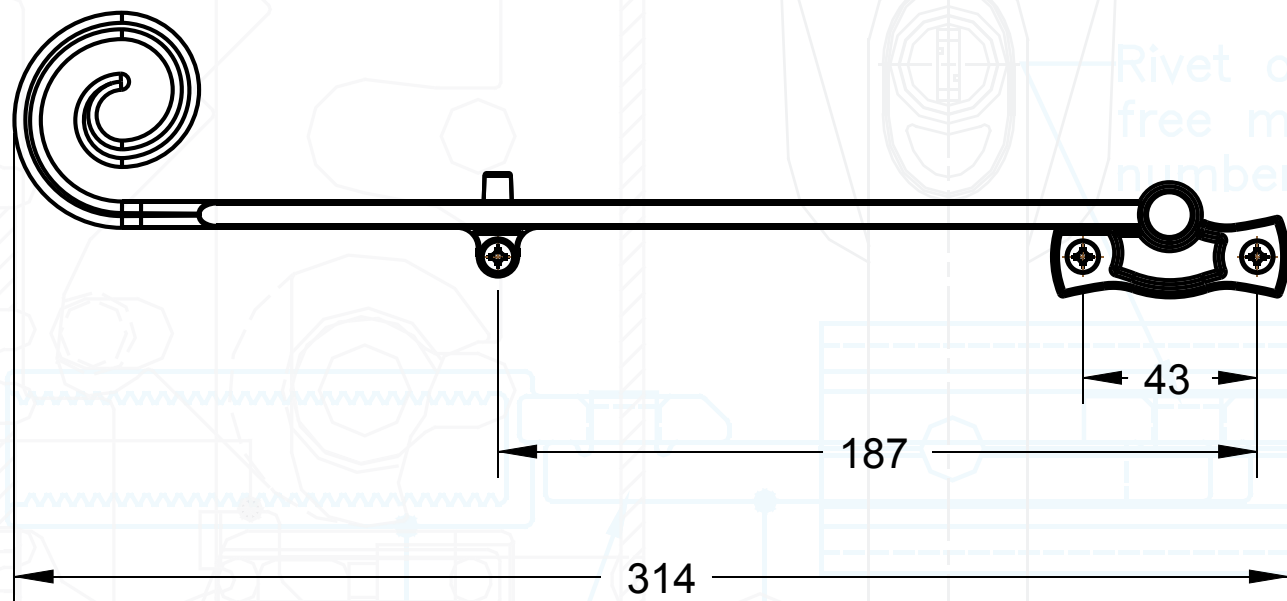
Hardex
Gold



Hardex
Graphite

Fab&Fix

Monkey Tail Dummy Stay Bar



All dimensions are shown in millimetres

Technical Specification

- All finishes salt spray tested to 480 hours (BS EN 1670: Class 5)
- Designed for PVC-U and Timber windows systems
- Includes 3 x 4mm x 25mm colour coordinated screws

Product Codes

Monkey Tail Dummy Stay Bar

Antique Black	Hardex Chrome	Hardex Gold	Hardex Graphite
8A073	8A080	8A079	8A074

Connoisseur Balcony



Features & Benefits

- Slim balcony door handle
Ideal when limited fixing space is available
- Suitable for espag and tilt & turn applications
Flexible use
- Locking
Can be locked internally when used on balconies
- Supplied with key, cover caps and fixing screws
Everything needed for installation included in the pack
- Designed for 60mm and 70 mm PVC-U profiles
Simple, flexible and value handle to meet specific market requirements



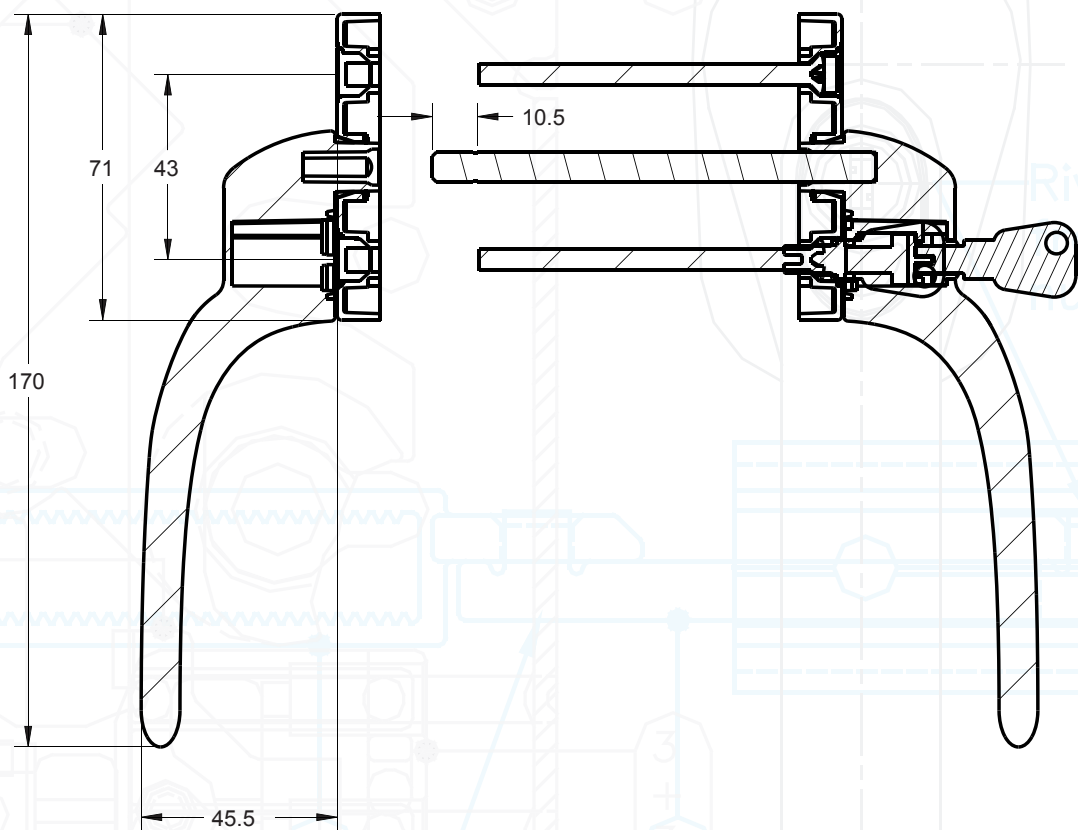
White



Brown

Fab&Fix

Connoisseur Balcony



All dimensions are shown in millimetres

Technical Specification

All finishes salt spray tested to 480 hours
(BS EN 1670: Class 5)

Product Codes

Connoisseur Balcony

White	Brown
8B014	8B015

Connoisseur 360




Features & Benefits

- **360° rotation handle**
Can be used for espag and tilt & turn applications
- **Cover caps are colour matched**
No unsightly screw heads
- **Supplied with cover caps and fixing screws**
Everything needed for installation included in pack
- **Designed for PVC-U windows**
Simple, flexible and value handle to meet specific market requirements



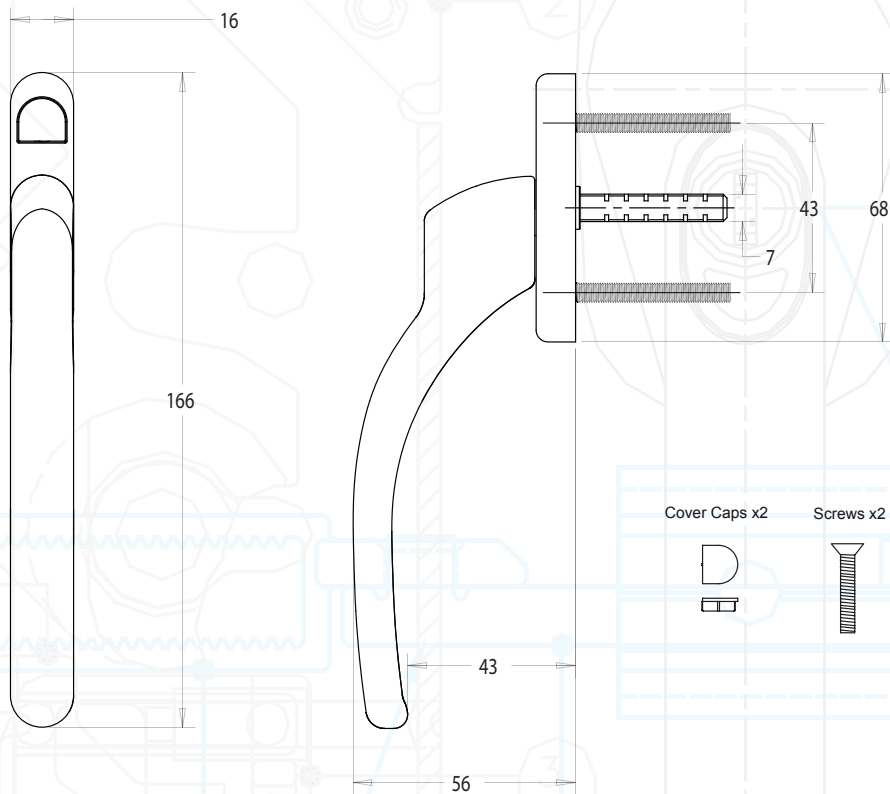
White



Brown

Fab&Fix

Connoisseur 360



All dimensions are shown in millimetres

Technical Specification

All finishes salt spray tested to 480 hours
(BS EN 1670: Class 5)

Product Codes


Connoisseur 360

Spindle	White	Brown
40mm	8A000	8A001

Hermitage Inline Lever



External Lever



Internal Lever

Features & Benefits

- Solid die cast aluminium construction with weight balanced spring cassette
The perfect balance between price and performance
- Sculpted ergonomic lever and low friction nylon bush
Easy to grip and smooth action
- Wide backplate
To suit cylinder guards and accommodate larger cylinder preparation
- Supplied with screw and spindle pack to suit 60-70mm profiles
Everything needed for installation included
- Colour coordinated screw heads
Perfectly matching hardware, even down to the smallest details



White



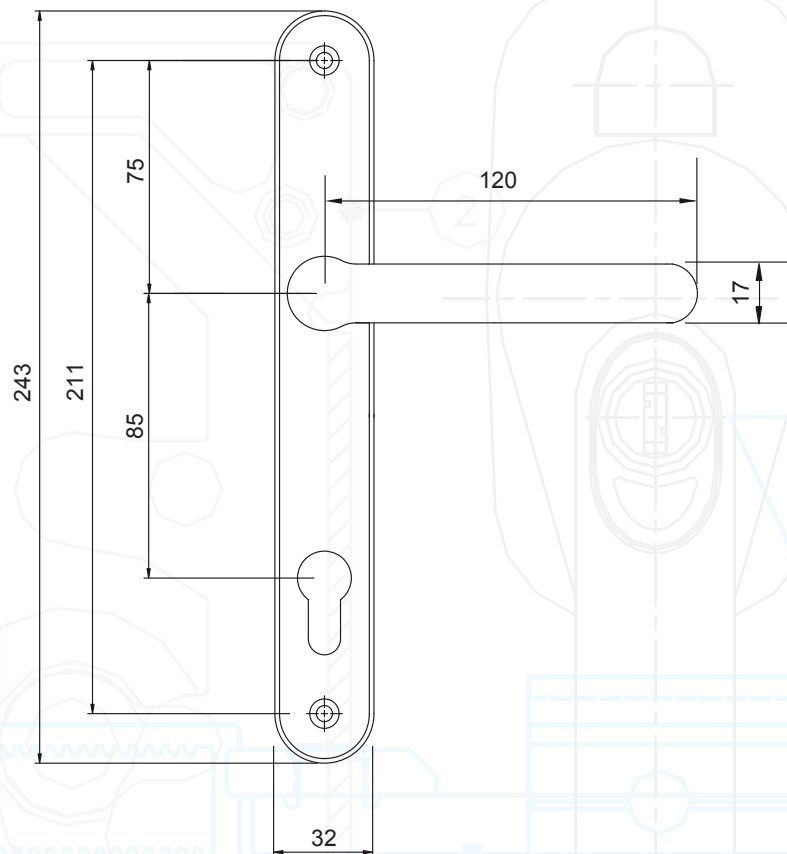
Silver



Gold

Fab&Fix

Hermitage Inline Lever Lever



All dimensions are shown in millimetres

Additional Benefits

- **Supplied fully assembled**
Simple and quick installation, no need to fit springs or lever
- **Supplied with care instructions**
Helps the homeowner to keep the hardware in optimal condition
- **Silicon Site-Protectors available**
Ensures perfect condition after installation
- **Each part packaged in a separate chamber, but supplied as a set**
No scratching of parts during transit

Technical Specification

Designed for PVC-U and Composite doors

All finishes salt spray tested to 480 hours (BS EN 1670: Class 5)

Tested to 200,000 cycles

85mm PZ

Includes screw and spindle pack suitable for 60mm - 70mm profiles (1 x 8mm x 120mm spindle, 2 x M5 x 70mm colour coordinated machine screws, 2 x M5 x 80mm colour coordinated machine screws)

Product Codes

Hermitage Inline Lever Lever

White	Silver	Gold
8B021	8B022	8B023

